



FOUNTAIN TECHNOLOGY & LAKE MANAGEMENT

CATALOGUE FOR DEALERS AND DISTRIBUTORS



CONTENTS

Impressions	4
-------------------	---

NOZZLES

Controllable Nozzles

Jumping Jet Rainbow Star	12
Jumping Jet Rainbow Flash	14
Vario Switch	16
Multi Directional Drive	18
Swivel	22
Air Nozzle	24
FlashWall	26
VarioJet	28

Classic Nozzles

Comet-Silver	32
Comet T	34
Hollow Jet nozzles	36
High Jet / Geyser Jet	38
Lava	39
Water sphere / hemisphere	40
Gushing nozzle / Fan Jet	42
Water Screen Nozzle	44
Grand Vulcan / Trumpet Jet	46
Vulcan	41
Finger Nozzle / Crown Nozzle	48
Rotating Nozzle	50
Schaumsprudler	52
Cascade	56
Geyser	60
Mylar Lace	64

FLOATING FOUNTAINS

Pond-Jet	68
MIDI II/MAXI II	70
Fountain attachments	72
Illumination sets	74

PUMPS

Controllable Pumps

Varionaut	78
-----------------	----

Classic Pumps

Water feature pumps	86
Universal pumps	90
Block centrifugal pumps	96
Submersible motor-driven pumps	98

ILLUMINATION

LED Technology

RGB-LED light

ProfiLux LED 110	102
ProfiLux LED 320	104
ProfiLux LED Spot 1500	106
ProfiLux LED Flood 1500	108
ProfiPlane LED 110	110
ProfiPlane LED 320	112
ProfiRing LED 320	114

Neutral white light

ProfiLux LED 350	116
ProfiLux LED 1100/01	118
ProfiLux LED Spot 2200/01	120
ProfiLux LED Flood 2200/01	122

Halogen spotlights

ProfiLux 370 LED 01	124
LunAqua 10 LED 01	124
ProfiLux E 101 Halogen	126
LunAqua 10 Halogen	126
LunAqua 5.1	128
UWS TN 508	128

Halogen spotlights

UWS T 111/TS 111	130
Lamp Holder	132
Freestand Light	132

POWER – MEASURE – CONTROL– REGULATE

Cable transition armatures	136
Underwater cable connectors	138
Power splice	140
Connection cable	142
Connection cable DMX	144
DMX-Box/01	145
Extension cable hybrid	146
Hybrid Connection box	146
Underwater LED Driver	148
Underwater Switch	150
Underwater Power Supply	152
Underwater transformer	152
Electrical Switchgear	154
WECS II 512 / 1024	156
WECS II 2048	162
Water level regulators	166
Solenoid valves	166
Water level sensors	168
Wind level fountain controller	170

WATER QUALITY

Configuration chart	174
Aerators	176
Clarifiers	180
Flow through filters	184
Modular filters	186
Crystal quartz sand filter	196
»Clear Fountain System«	200
Water treatment	201
»Clear Lake System«	202
Surface skimmers	204
Water quality	206

SWIMPOND

Care and treatment	210
SwimPond individual	212

ACCESSORIES

Underground niches	216
Floor drain armatures	218
Overflow / Drain armatures	220
Return armatures	222
Inflow nozzles	224
Floor-/wall transitions	224
Overflow-/return armatures	226
Suction filter baskets	228
Fittings	230

MISCELLANEOUS

Explanatory notes	232
Order-related products	233
List of abbreviations	233
Conversion tables	234
Alphabetical Product Overview	235
Product Overview by order no.	237
OASE-Commercial Quickfinder	239



Dear OASE partner,

We are happy to introduce our new product catalogue "Fountain Technology & Lake Management". Today we are a multinational company delighting people continuously in more than 95 countries with breathtaking water and light shows. In this new catalogue we would like to present to you our new innovative products and ingenious ideas.

Leading through innovation

OASE can now boast of futuristic products in the field of fountain controlling, an advanced and extensive range of illumination products and superior quality fountain nozzles.

The new generation **WECS II** controller (**W**ater **E**ntertainment **C**ontrol **S**ystem) which is capable of bi-directional (DMX-RDM) communication is a revolutionary product in fountain controlling. This enables remote diagnosis and remote maintenance of the fountains. Hence, we can now provide even better and faster service to our customers.

With the introduction of the new energy efficient LEDs our product range in fountain illumination has expan-

ded significantly. Now we can offer a wide range of LED's – both colored and white, small and large, spot lights and flood lights with beam angles ranging from a narrow 11° to a wide 31°. Along with the Underwater LED-Driver, these LEDs are capable of DMX/RDM communication, create a homogeneous colour combination and a strobe effect.

The **Multi Directional Drive** (MDD) is the new drive which enables three dimensional water movement. The pivoting range of 140° on the x-axis and y-axis and 360° on the z-axis allows unlimited rotations in all directions. Made of robust stainless steel and equipped with an energy efficient 24 V/DC motor, the Multi Directional Drive, can be installed under water and is suitable for various nozzles and illumination technology.

The new **VarioJet** and **Crown** nozzles add entirely new dimensions to water features. In combination with the Varionaut pumps these nozzles create spectacular and dynamic water patterns. Even more stunning and incredible water effects can be created by combining both the Crown nozzle and the VarioJet nozzle together with the Varionaut pumps.

Application example



Quickfinder:

Product performance

Product name

	Fresh Water	Pool Water	Sea Water	220-240 V	400 V	110-120 V	50 Hz	60 Hz	12 V AC	24 V DC	DMX	DMX/RDM	Plug and Spray
Varionaut 90 24V/DMX/02	✓	✓	✓	✓	✓	✓	✓	✓	✓	✓	✓	✓	✓
Varionaut 1 A/DMX/01	✓	✓	✓	✓	✓	✓	✓	✓	✓	✓	✓	✓	✓

VARIONAUT 90 24V/DMX/02, VARIONAUT 1

A 24 V/DC indoor and outdoor fountain pump which is suitable for underwater application directly below the nozzles. It fulfills the national regulations of DC current up to 30 V. Any single pump can be individually regulated and controlled via the DMX/RDM connection. That way dynamic water effects can be created easily.

other consumer loads (e.g. LED spotlights) can be connected easily to DMX/RDM of the pump.

Product characteristics at a glance

- 24 Volt DC continuous current indoor and outdoor fountain pump
- Can be placed directly below the nozzles in the water as DC up to 30V/DC is approved by national regulations
- Suitable for wet or dry installation
- Power consumption of max. 53 W
- Reverse polarity protection
- 1m power cable with power box and 1m DMX cable with DMX box
- Frost protected up to -20° C
- IP 68 rated

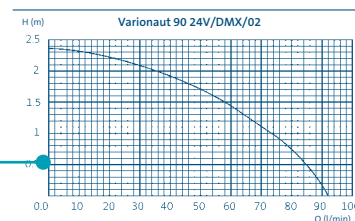
Product characteristics at a glance

The Varionaut 90 or Varionaut 1/A itself produces water displays of up to 1.90 m height – in combination with Comet 5-8 Silver nozzles. It comes with a high-quality stainless steel filter housing, along with 2 connection boxes for the 24 V power supply (only the Varionaut 90) and DMX data source. Through this special connection technology, wiring by hand is no longer necessary. Spotlights and

Product image



Varionaut 90 24V/DMX/02



Pump performance curve

Note:

Further information can be found at the back.

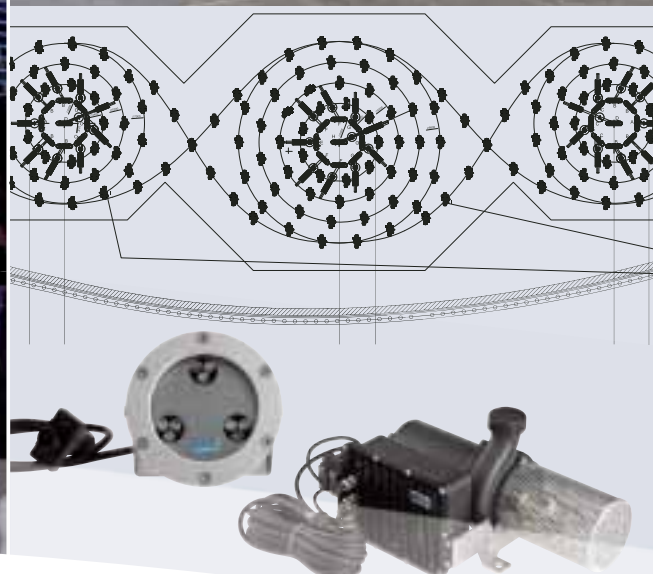
	Product performance	Product performance
Product name	yes	no

Fast and easy: The new Quickfinder

In addition to passion for these innovative new products, it is just as important to us that you maintain an overview, as well. The clever Quickfinder has now been newly developed to find the core features and advantages of the products at a glance. In seconds you know whether the pumps work with a frequency of 50 or 60 Hz and 12 or 24 V, whether they have a DMX controller or already have a DMX/RDM controller, or whether they are suitable for fresh water, pool water or salt water.

Reliable and precise: OASE quality assurance

“German engineering”, lasting quality and premium workmanship are our guideline principles. We place extremely rigorous demands on our quality assurance, so that you can rely on us 100%. Equipped with state-of-the-art quality management control mechanisms, we are able to deliver products of the highest quality to you.



DISCOVER THE WORLD OF OASE FOUNTAIN TECHNOLOGY AND LAKE MANAGEMENT

1. Design and product development from Germany

OASE has been passionate about water for decades. It is in larger-dimensioned projects in particular that we can really live out this passion. With fascinating choreographies of water and light effects, we create enthusiasm and make every show an unforgettable experience. Consequently, we place great value on unusual and breathtaking designs, unique in terms of creativity and innovation. Our engineers in Germany work daily on implementing these customized ideas in detailed planning and reliable product development. Our German engineering guarantees first-class product functions and high-quality workmanship. Thanks to the clever system technology from OASE, our products are perfectly matched, thus enabling entirely individual combinations.

Discover our latest breathtaking show project "Crane Dance" at www.oase-livingwater.com.

2. Project-accompanying engineering and reliable after-sales service

Each project demands the utmost concentration, commitment, reliability and most of all, punctuality. The larger the project, the more complex the collaboration in the entire network of the participating partners. Consequently, it is particularly important for us to support each of our partners to the best of our ability during the construction phase. With competent and professional consulting, detailed planning and understandable drawings, we are available 24/7. Even after completion of a project, we are there for our partners with fast and uncomplicated support.

Where partnership matters, you can count on us!



3. Environment and safety

As a leading supplier in things dealing with water, the environment is of special concern to us. Consequently we also contribute extensively to conservation of resources; we do not take clean water and a permanent energy supply for granted. As a “green company”, we have focus on energy-saving products that achieve the highest possible performance with the lowest possible energy consumption. This energy efficiency is of particular benefit for products that are designed for continuous operation, such as our Varionaut pumps and LED-lights.

Environmental compatibility during the entire production process is vitally important to us. Constantly working on integrating even more efficiency and environmental consciousness, underline our commitment to nature conservation.

In addition to innovation, long service life and reliability, OASE also stands for safety.

This is why we have developed a unique IP 68 underwater connection technology (patent applied for) that functions perfectly even in sea water and where chlorine is used. The optimally matched system, consisting of connecting cables, transformers, and power units, guarantees, through the axial flat seal with integrated capillary barrier, transverse and longitudinal water impermeability in water up to 4 meters deep - and in the cable plugs, as well as in the associated connection boxes (Power Box and DMX Box).

Thus, installation of the entire plug system is extremely safe; the reverse polarity protected 24 V DC plugs prevent short circuiting.



4. Effective manufacturing processes

In a project many processes run simultaneously toward a final goal. Consequently, it is indispensable for us to work together closely right from the start. Our effective processes guarantee a smooth production procedure, where we place particular value on workmanship of high-quality and durable materials and continuous quality control. Moreover, our experts are constantly working on optimizing the manufacturing steps to ensure the best performance for you.

5. Quality assurance with sophisticated testing Technology

The key to OASE's success is being able to fulfil requirements and expectations of our customers. Therefore, we need high quality products and well organized business processes.

Our team of engineers and technicians use modern quality management tools to guarantee a stable high quality level of our products and successful project management. E.g. Failure Mode and Effects Analysis, MeanTime to Failure-calculation and complex test procedures ensure an error-free function of our innovative products. Shop floor management and statistical process control are the basis for our continuous process improvement on our production lines. Our entire supply chain is controlled by our quality engineers. An excellent long term business relationship to our suppliers leads to high flexibility in our project management.



6. OASE project management



The OASE management concept sees itself as a network manager that combines all service performance in every aspect of the project. From an initial idea our designers produce fascinating creations of water and light which are then implemented by OASE Project Management in real multimedia fountain installations. For the entire project duration from design, engineering, followed by production and installation, to hand over and finally after-sales service, OASE is your turnkey partner.

OASE project management places the utmost value on adhering to deadlines, budget and quality.

7. OASE website



Be inspired! In the global OASE network of premium partners, reliable service, first-class product systems and individual components, unique creations which captivate are produced. Discover how OASE projects are fascinating people around the world!

In addition to graphic and video material, you will also find detailed information on the products used.

Here you will find new inspiration and ideas for your planning - it's easy at www.oase-livingwater.com

If you wish to know more, our worldwide sales team is there for you at any time. Simply contact us:

Contact OASE

www.oase-livingwater.com/oasecontact

Contact the OASE premium partners

www.oase-livingwater.com/oasedealer

MARDAN PALACE HOTEL**Location:****Antalya, Turkey**

Reminding of Arabian Nights, the site of Mardan Palace Hotel in Antalya, Turkey is one of the most exclusive Hotels in the Mediterranean. The installation combines water with laser and LED light and impresses by underlining the unique terrace architecture.

OASE reference object

CONTROLLABLE NOZZLES


WATER HAS THOUSAND FACES. SOMETIMES IT SHOOTS UP HIGH, THEN SPLASHES AND BUBBLES EXUBERANTLY, OR IT IS TOTALLY STILL AND GENTLE. AND IT DOES ALL OF THIS WITH NOZZLES FROM OASE.

Every location has its very special unique atmosphere. A public square, in the heart of the city looks different in Paris than it does in Dubai. An artistically designed park can give a sense of tranquil strength or contemplative well-being. Spray fountains and fountains from OASE enable you to experience and engage with the particularities of a location and to use water to the best advantage of that location. Depending on the form and size of a water feature you can effectively enhance the location's atmosphere or introduce an exciting counterpoint. And you are always co-designer of this location; director on the wonderful stage of life.

The OASE product range offers you a variety of possibilities to place your creativity and intuition at the service of a particular location and to vitally shape its atmosphere with water.

We distinguish classic nozzles from controllable nozzles. Controllable nozzles are nozzles which can be electronically controlled to provide a range of effects. For example the Multidirectional Drive II 3D is DMX/RDM controlled. The rotation and swivelling could be individual controlled in direction and speed.

The classic nozzles, for example the Comet or Schaumsprudler nozzle have a static and pre-determined. If these nozzles are combined with controllable Pumps (Varionaut) then the interactive and display possibilities increase. When combined with classic pumps they produce a more conventional static water display.



Multi Directional Drive II 3 D/DMX/02

• Controllable Nozzles

Jumping Jet Rainbow Star	page 12
Jumping Jet Rainbow Flash	page 14
Vario-Switch	page 16
Multi Directional Drive	page 18
Swivel/DMX/02	page 22
Air Nozzle	page 24
FlashWall	page 26
VarioJet	page 28



	Fresh Water	Pool Water	Sea Water	220-240 V	400 V	110-120 V	50 Hz	60 Hz	12 V AC	24 V DC	DMX	DMX/RDM	Plug and Spray
Jumping Jet Rainbow Star													

JUMPING JET RAINBOW STAR

Water jets magically shoot through the air in broad arcs and disappear, just as unexpectedly as they appeared – Jumping Jet systems are the attraction in leisure parks and amusement parks, in discotheques, at trade shows, exhibitions, and other events.

The combination possibilities give the system an individual flair: The colour of the integrated RGB-light can be freely selected and can be supported in its effect by numerous switchable run-

ning light functions. Alternatively the laminar water jet can also have a cutting effect to produce short sections of laminar water.

Product characteristics at a glance

- Can be used indoors and outdoors
- Selectable RGB-LED light
- Switchable running light function
- Laminar water jet
- Cut off function



Jumping Jet Rainbow Star



Jumping Jet Rainbow Star



Technical note

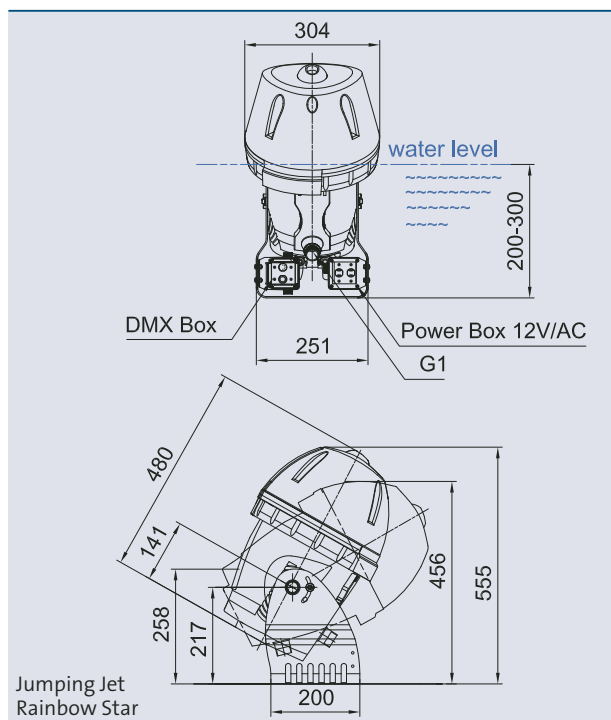
With the respective pump and control technique you can reach different water parabolas (see graphic below). An ideal pump for these effects is the **Varionaut**, see pages 78-85.

When operating the Rainbow-Star, water can splash, particularly with water jets that are shot quickly in succession. The amount of splash water is negligible if the water jet is operated as a full, continuous parabola (see graphic).

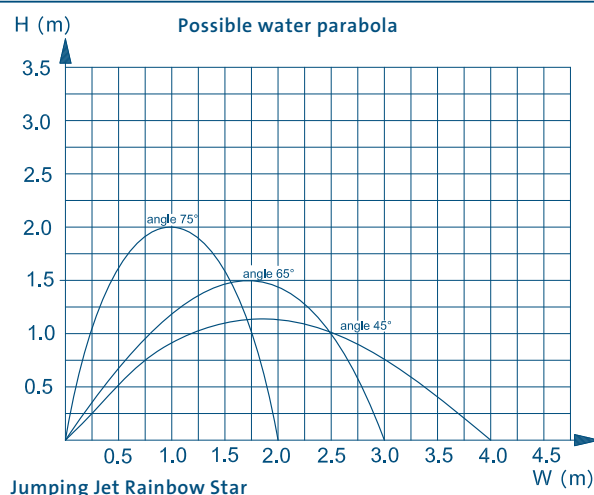
The water must be clean in order to transport light via the water jet. The target point can only be illuminated by the parabola if the water is clear.

Accessories (must be ordered separately)

Aquarius Universal 5000 (see page 86)	56617
Installation kit JumpingJet Rainbow Star (see page 231)	51058
Connecting cable DMX/01 (see page 144)	Order no.
Connecting cable DMX/1.0 m/01	12368
Connecting cable DMX/3.0 m/01	12369
Connecting cable DMX/5.0 m/01	12371
Connecting cable DMX/10.0 m/01	12372
Connecting cable DMX/20.0 m/01	12373
End Resistant for Bus-System DMX/01	12007
DMX-Box/01	57646
Connecting cable 12V AC/01 (see page 142)	Order no.
Connecting cable 12V AC /1.0 m/01	12768
Connecting cable 12V AC /3.0 m/01	12374
Connecting cable 12V AC /7.5 m/01	12375
Connecting cable 12V AC /15.0 m/01	11740
PowerBox 12 V AC / 01 (see page 143)	50493
Underwater transformer UST 150 / 01 (see page 152)	50401
Underwater transformer UST 150 / A / 01 (s. page 152)	50517
WECS 512 / DMX/02 (see page 156)	56491
WECS 1024 / DMX/02 (see page 156)	56492
WECS 2048 / DMX/02 (see page 162)	56507



45° Parabola	Jumping Jet Rainbow Star /DMX/01		
Fountain width [m]	DWB [l/min]	DDB [bar]	Fountain height [m]
1.5	16	0.10	0.68
2	20	0.12	0.81
3	24	0.17	1.04
4	28	0.22	1.28
Order no.	50345		



Jumping Jet Rainbow Star /DMX/01	
Dimensions (L x W x H)	[mm] 478 x 305 x 555
Light type	LED RGB multiple spotlights
Rated voltage (mechanical/illumination)	[V/AC] 12
Power consumption (mechanical/illumination)	[W] 33
Jet diameter	[mm] 12
Min. water depth	[mm] 200
Max. water depth	[mm] 300
Vertical pivoting range	[°C] 45 – 90
DMX connection	1 x
Material	Plastic / stainless steel 1.4301 (AISI 304)
Weight	[kg] 11
Order no.	50345



	Fresh Water	Pool Water	Sea Water	220-240 V	400 V	110-120 V	50 Hz	60 Hz	12 V AC	24 V DC	DMX	DMX/RDM	Plug and Spray
Jumping Jet Rainbow Flash													

JUMPING JET RAINBOW FLASH II / DMX / 02

The new generation of Jumping Jet Rainbow Flash combines functionality and virtually unlimited creative freedom. Now the Jumping Jet Rainbow Flash II can be arranged wet or dry. This generation can be used without water cooling.

The combination possibilities give the system an individual flair: The laminar water jet can also have cutting effects. The colour of the integrated RGB-light can be freely selected. Now it is possible using only one rated voltage of 12V/AC and only one control box of DMX/RDM for illumination and mechanics.

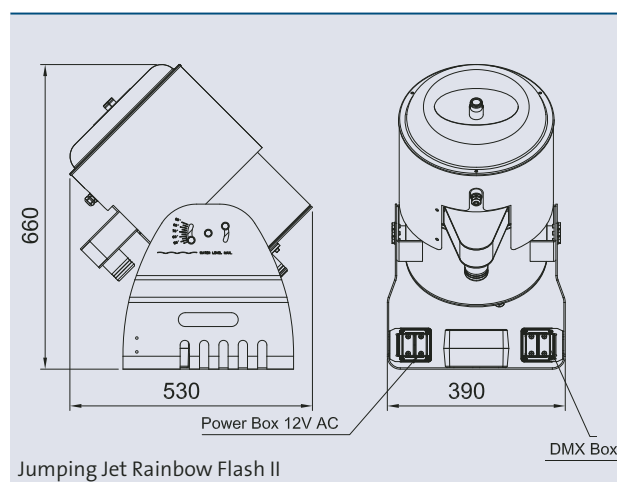
Product characteristics at a glance

- Can be used indoors and outdoors with dry installation technology
- Surprising water features, dynamic parabola possible
- Precise, crystal clear water jets
- Jet diameter 18 mm
- Integrated illumination effects with strong RGB-LED light
- Cut off function
- RDM-DMX capable (combine with WECS)
- Vibration-free, quiet operation
- Extremely stable - with or without floor anchoring
- Compact stainless steel design
- Sea water Jumping Jet Rainbow Flash II on request

INNOVATION – MADE BY OASE



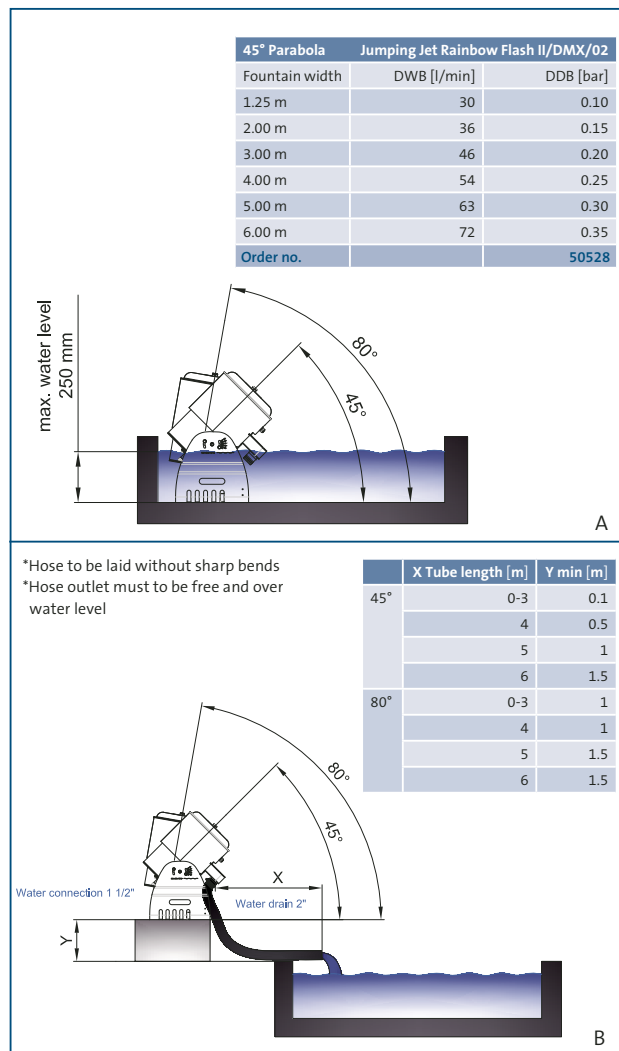
Jumping Jet Rainbow Flash II



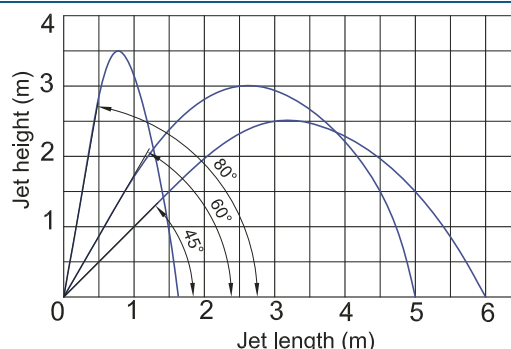
Technical note

When operating the Rainbow-Flash, water can splash, particularly with water jets that are shot quickly in succession; the amount is approx. 2 litres per hour. The amount of splash water is negligible if the water jet is operated as a full, continuous parabola.

The water must be clean in order to transport light via the water jet. The target point can only be illuminated by the parabola (see graphic on right) if the water is clear.



Possible water parabola



Accessories (must be ordered separately)

Atlantis 100 (see page 87)	51038
Connecting cable DMX/01 (see page 144)	Order no.
Connecting cable DMX/1.0 m/01	12368
Connecting cable DMX/3.0 m/01	12369
Connecting cable DMX/5.0 m/01	12371
Connecting cable DMX/10.0 m/01	12372
Connecting cable DMX/20.0 m/01	12373
End Resistant for Bus-System DMX/01	12007
DMX-Box/01	57646
Connecting cable 12V AC/01 (see page 142)	Order no.
Connecting cable 12V AC /1.0 m/01	12768
Connecting cable 12V AC /3.0 m/01	12374
Connecting cable 12V AC /7.5 m/01	12375
Connecting cable 12V AC /15.0 m/01	11740
PowerBox 12 V AC / 01 (see page 143)	50492
Underwater transformer UST 150 / 01 (see page 152)	50401
Underwater transformer UST 150 / A / 01 (see page 152)	50517
WECS 512 / DMX/02 (see page 156)	56491
WECS 1024 / DMX/02 (see page 156)	56492
WECS 2048 / DMX/02 (see page 162)	56507

Jumping Jet Rainbow Flash II / DMX / 02		
Dimensions (length/width/height)	[mm]	530x390x660
Light type		LED RGB multiple spotlight
Rated voltage mechanic and illumination	[V/AC]	12
Total consumption	[W]	20
Jet diameter	[mm]	Ø18
Max. water parabola laminar with light	[m]	6
Max. water parabola laminar	[m]	7
Max. pressure	[bar]	0.5
Max. water depth (wet installation)	[mm]	250
Vertical pivoting range	[°C]	45 - 90
Pressure side connection		Hose connection 1 1/2"
Outflow side connection		Hose connection 2"
RDM-DMX connection		1 box
Number of DMX channels		8 channels, start number 1
Material		Stainless steel 1.4301 (AISI 304)
Weight	[kg]	50
Environmental condition: submersible application	[°C]	Water temperature: min 4°C to max. 35°C
Environmental condition: dry application	[°C]	Ambient temperature: max. 30°C with natural convection, max. 40 with forced convection, no direct sun exposure permitted
Order no.		50528

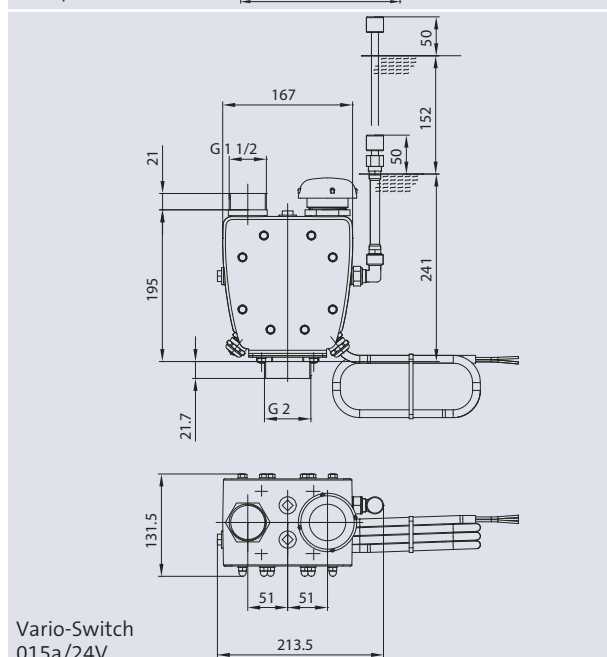
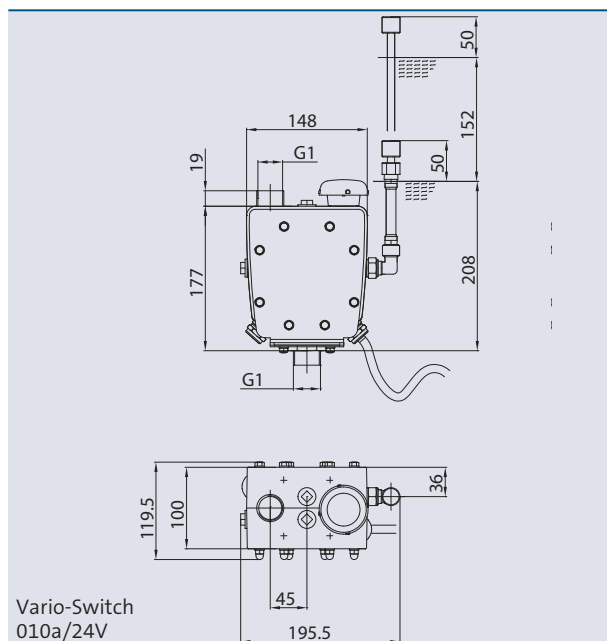


Vario-Switch	Fresh Water	Pool Water	Sea Water	50 Hz	60 Hz	12 V AC	24 V DC

VARIO-SWITCH

Product characteristics at a glance

- Dynamically variable water effect for musical fountains or interactive water effects
- Thanks effect switchover is virtually executed without pressure loss
- Power-saving electrical valve technology
- Stable construction and stainless steel side pieces
- With four-core connection cable provided by contractor
- Low maintenance if there are good water conditions
- No-maintenance membrane valves



In musical fountains or other fountain installations with dynamic elements water becomes lively with help from Vario switch systems.

This water switch is combined with a suitable nozzle and switches between two outputs – similar to a 3/2-way valve – almost without pressure loss and without water hammer effects in the lines. Normally one of those outputs is used as a pure bypass, however a second nozzle can also be mounted.

The air supply for alternately switching atmospheric pressure on and off is executed via the telescopic tube. Switchover time is flow dependent and times of 0.1 s are certainly achievable.

Accessories (must be ordered separately)

	Order no.
Comet 10-12 T (see page 34)	50968
Comet 10-14 T (see page 34)	50969
Comet 15-17 T (see page 34)	50970
Comet 10-14 T Silver (see page 32)	50723
Comet 15-17 T Silver (see page 32)	50724
Schaumsprudler 35-10 E (see page 52)	50984
Schaumsprudler 55-15 E (see page 52)	50987

Water flow and pressure requirements of the Vario-Switch with different nozzles

Model	Vario-Switch Vario-Switch 010a/24V						Vario-Switch Vario-Switch 015a/24V			
	Comet 10-12T		Comet 10-14T		Schaumsprudler 35-10E		Comet 15-17T		Schaumsprudler 55-15E	
Nozzle	DDB	DWB	DDB	DWB	DDB	DWB	DWB	DDB	DDB	DWB
[m]	bar	l/min	bar	l/min	bar	l/min	bar	l/min	bar	l/min
0.50	0.21	27	0.25	31	0.42	38	0.16	100	0.50	158
1.00	0.35	37	0.46	40	0.72	49	0.22	123	0.92	209
1.50	0.60	46	0.66	48	0.98	57	0.32	137	1.42	255
2.00	0.72	50	0.86	55	1.22	63	0.42	154	1.92	291
2.50	0.86	55	1.06	61	1.52	70	0.52	168	2.48	322
3.00	1.02	60	1.32	67	1.80	76	0.62	181	2.80	343
3.50	1.22	65	1.55	73	2.10	81	0.72	192		
4.00	1.38	70	1.82	79			0.82	202		
4.50	1.64	75	1.96	82			0.92	214		
5.00	1.82	80	2.18	87			1.02	218		
5.50	2.10	85	3.00	96			1.12	230		

VarioSwitch	010a/24V	015a/24V
Dimensions (LxWxH) [mm]	150 x 120 x 210	170 x 130 x 240
Nominal voltage	24V / DC	24V / DC
Power consumption [W]	2 x 8	2 x 8
Flow rate min. [l/min]	35.0	85.0
Flow rate max. [l/min]	95.0	325.0
Pressure min. [bar]	0.1	0.2
Pressure max. [bar]	3.4	3.0
Protection class	IP 58	IP 58
Strainer [ø mm]	2	2
Material	Plastic / stainless steel 1.4301 (AISI 304)	Plastic / stainless steel 1.4301 (AISI 304)
Weight [kg]	5.2	6.7
Cable length [m]	2.0	2.0
Order no.	57472	57435



	Fresh Water	Pool Water	Sea Water	220-240 V	400 V	110-120 V	50 Hz	60 Hz	12 V AC	24 V DC	DMX	DMX/RDM	Plug and Spray
Multi Directional Drive II 3 D/DMX/02													
LED Modul II 960 / DMX / 02													

MULTI DIRECTIONAL DRIVE II 3 D/DMX/02

The multidimensional drive with its endless rotating axis and two swivel drives creates a complete new and unforgettable water pattern.

The MDD in combination with the different nozzle patterns (Fan Jet 10-20-6 S (50524), Finger Nozzle 7-15 E (51110) and the overlapping movements caused by the endless rotation with a swivelling range of max. 180° on the y-axis and 200° on the x-axis result in innumerable impressive effects.

The Multi Directional Drive II 3D, which is suitable for fresh water, pool water and sea water application, has a waterproof 24 V DC voltage plug connection and DMX data plug connection and is DMX/RDM-capable

INNOVATION – MADE BY OASE



Multi Directional Drive II 3 D/DMX/02

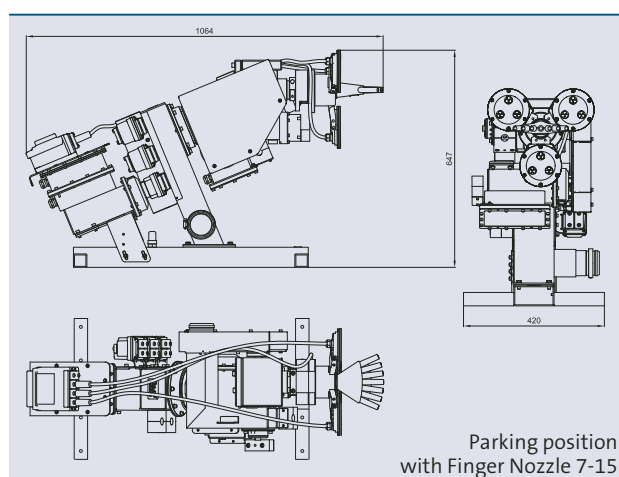
Product characteristics at a glance

- Multidimensional drive, suitable for different nozzle patterns
(Fan Jet 10-20-6 S (50524), Finger Nozzle 7-15 E (51110))
- Pivoting range up to 200°/3 sec. on the x-axis and 140° on the y-axis, z-axis 360° endless rotation in both directions, individual controllable, 850°/1 sec (2.3 rotation per sec.)
- Underwater parking position possible
- 1 ½"-thread nozzle, 2 ½"-thread water
- Robust stainless steel construction
- Suitable for operation in fresh water, pool water and sea water
- Energy efficient 24 V/DC motor
- DMX/RDM capable
- Controllable by OASE DMX-RDM devices
(not included in the scope of delivery)



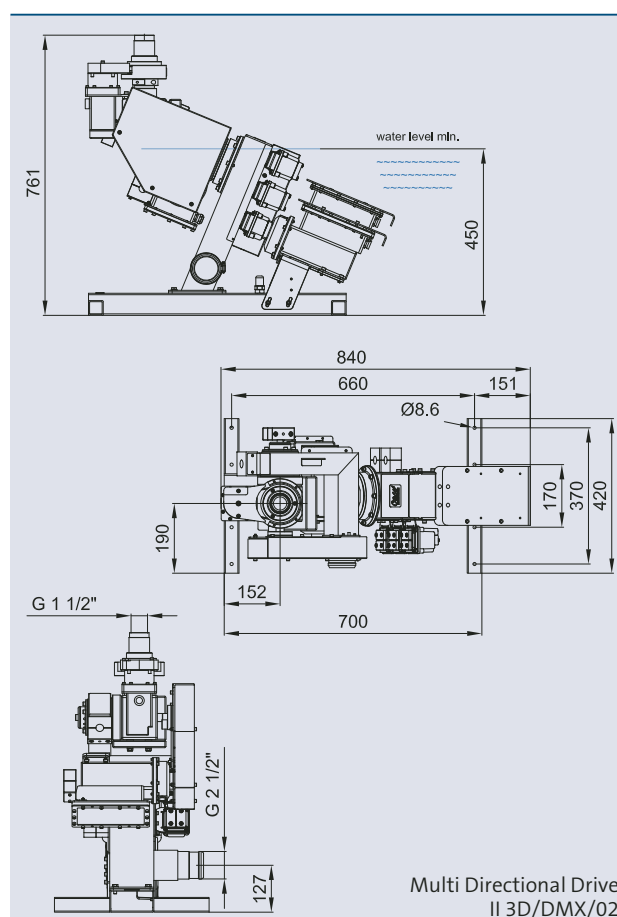
LED Modul II 960 / DMX / 02

		MDD II 3D		Finger Nozzle 7-15		Fan Jet 15-8		Finger Nozzle 7-15 on MDD II 3D		Fan Jet 15-8 on MDD II 3D	
Fountain height		DWB	DDB	DWB	DDB	DWB	DDB	DWB	DDB	DWB	DDB
		l/min	bar	l/min	bar	l/min	bar	l/min	bar	l/min	bar
1.00	[m]	150	0.15	150	0.10	200	0.11	150	0.25	200	0.30
1.50	[m]	200	0.19	200	0.21	244	0.17	200	0.40	244	0.42
2.00	[m]	250	0.25	250	0.35	282	0.25	250	0.60	282	0.55
4.00	[m]	300	0.32	300	0.48	517	0.65	300	0.80	517	1.33
5.00	[m]	400	0.48	—	—	750	1.33	—	—	750	2.73
		500	0.63								
		600	0.95								
		700	1.28								
		800	1.55								
Material		Stainless steel 1.4571 (AISI 316Ti) / Ceramic / POM		Stainless steel 1.4404 (AISI 316L)		Stainless steel 1.4301 (AISI 304)		Stainless steel 1.4404 (AISI 316L) / Ceramic / POM		Stainless steel 1.4301 (AISI 304) / POM / Ceramic	
Order no.		51225		51110		53047		51110 + 51225		53047 + 51225	



Accessories (must be ordered separately)

Finger Nozzle 7 - 15 E (see page 48)	51110
Fan Jet 15-8	53047
LED Modul 960/DMX/02 (see page 20)	51069
Underwater power supply 250 / 24 V / 01 (see page 152)	50733
Connecting cable DMX/01 (see page 144)	Order no.
Connecting cable DMX/1.0 m/01	12368
Connecting cable DMX/3.0 m/01	12369
Connecting cable DMX/5.0 m/01	12371
Connecting cable DMX/10.0 m/01	12372
Connecting cable DMX/20.0 m/01	12373
End Resistant for Bus-System DMX/01	12007
DMX-Box/01	57646
Connecting cable 24V DC/01 (see page 142)	Order no.
Connecting cable 24V DC /1.0 m/01	12762
Connecting cable 24V DC /3.0 m/01	12552
Connecting cable 24V DC /7.5 m/01	12553
Connecting cable 24V DC /15.0 m/01	11720
PowerBox 24 V DC / 01 (see page 142)	50493
WECS 512 / DMX/02 (see page 156)	56491
WECS 1024 / DMX/02 (see page 156)	56492
WECS 2048 / DMX/02 (see page 162)	56507



Multi Directional Drive II 3D/DMX/02		
Dimensions (L x W x H)	[mm]	840 x 420 x 761
Nominal voltage	[V/DC]	24
Power consumption	[W]	79.2
Nominal current	[A]	3.3
Max. operation pressure	[bar]	3.5
Protection class		IP 68
Power connection		with box
RDM-DMX connection		with box
Material		Stainless steel 1.4571 (AISI 316Ti) / Ceramic / POM
Weight	[kg]	71
Order no.		51225



	Fresh Water	Pool Water	Sea Water	220-240 V	400 V	110-120 V	50 Hz	60 Hz	12 V AC	24 V DC	DMX	DMX/RDM	Plug and Spray
Multi Directional Drive II													
LED Modul II 960 / DMX / 02													

MULTI DIRECTIONAL DRIVE II /DMX/02

Unique and limitless in its motion: The multidirectional drive sets a new standard in water design.

Thanks to its pivoting range of 200 degrees on the x-axis and 140 degrees on the y-axis, the mobility of the Multi Directional Drive hardly knows any limits and allows countless impressive water effects. It is suitable for a variety of nozzles such as precision or fan nozzles.

Product characteristics at a glance

- Multidimensional Drive, suitable for different nozzle patterns (Comet Prec 20-20 Silver or fan jet 10-20-6 Silver)
- Pivoting range up to 200° on the x-axis and 140° on the y-axis
- 2"-thread nozzle, 2 ½"-thread water
- Robust stainless steel construction
- Controllable by OASE RDM-DMX Devices
(not included in scope of delivery)
- Energy efficient motor, 24 V/ DC

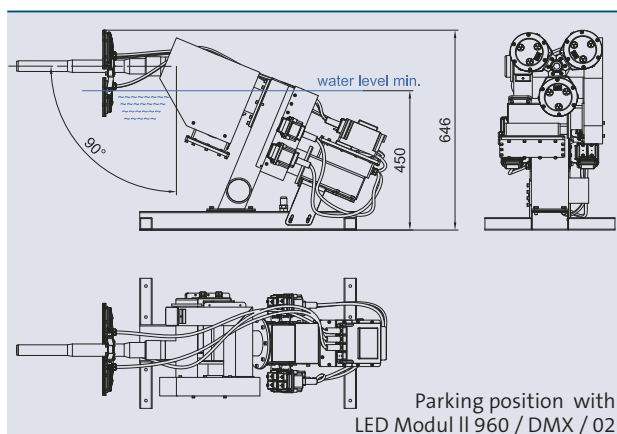


Multi Directional Drive II /DMX/02



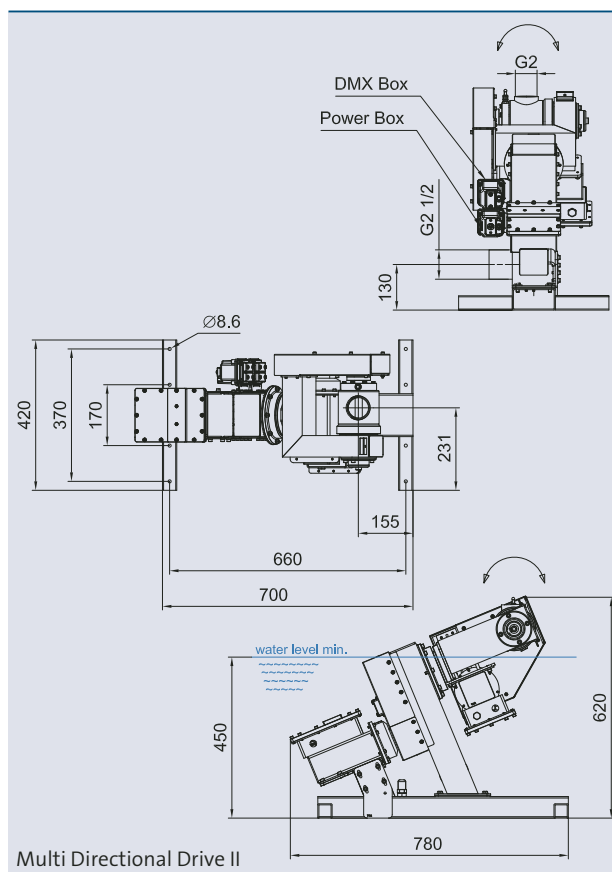
LED Modul II 960 / DMX / 02

	Comet Prec 20-20 silver		Fan Jet 10-20-6 Silver			MDD	Comet Prec 20-20 S on MDD		Fan Jet 10-20-6 S on MDD		
Dimensions (Ø x H mm)	60 x 460		65 x 345				ca. 700 x 420 x 1060		ca. 700 x 420 x 935		
Fountain height	DWB	DDB	SPB	DWB	DDB	DDB	DWB	DDB	SPB	DWB	DDB
	l/min	bar	m	l/min	bar	bar	l/min	bar	m	l/min	bar
1.00 [m]	90	0.12	2.00	134	0.13	0.04	90	0.14	2.00	134	0.27
1.50 [m]	102	0.17	3.00	165	0.19	0.06	102	0.21	3.00	165	0.40
2.00 [m]	117	0.22	4.10	195	0.27	0.08	117	0.28	4.10	195	0.55
4.00 [m]	170	0.46				0.11	170	0.51			
6.00 [m]	227	0.69				0.13	227	0.82			
8.00 [m]	263	0.92				0.15	263	1.07			
10.00 [m]	295	1.16				0.18	295	1.34			
12.00 [m]	323	1.40				0.19	323	1.59			
16.00 [m]	385	1.90				0.25	385	2.15			
20.00 [m]	441	2.40				0.35	441	2.75			
Material	Stainless steel		Stainless steel			Stainless steel 1.4571 (AISI 316Ti)	Stainless steel + Stainless steel 1.4571 (AISI 316Ti)		Stainless steel + Stainless steel 1.4571 (AISI 316Ti)		
Order no.	50523		50524			50702	50523 + 50702		50524 + 50702		



Accessories (must be ordered separately)

Comet Prec 20-20 silver (see page 32)	50523
Fan Jet 10-20-6 silver	50524
LED Modul II 960 / DMX / 02	51069
Underwater power supply 250 / 24 V / 01 (see pages 152)	50733
Connecting cable DMX/01 (see page 144)	Order no.
Connecting cable DMX/1.0 m/01	12368
Connecting cable DMX/3.0 m/01	12369
Connecting cable DMX/5.0 m/01	12371
Connecting cable DMX/10.0 m/01	12372
Connecting cable DMX/20.0 m/01	12373
End Resistant for Bus-System DMX/01	12007
DMX-Box/01	57646
Connecting cable 24V DC/01 (see page 142)	Order no.
Connecting cable 24V DC /1.0 m/01	12762
Connecting cable 24V DC /3.0 m/01	12552
Connecting cable 24V DC /7.5 m/01	12553
Connecting cable 24V DC /15.0 m/01	11720
PowerBox 24 V DC / 01 (see page 142)	50493
WECS 512 / DMX/02 (see pages 156)	56491
WECS 1024 / DMX/02 (see pages 156)	56492
WECS 2048 / DMX/02 (see pages 162)	56507



Multi Directional Drive II /DMX/02		
Dimensions (L x W x H)	[mm]	780 x 420 x 620
Nominal voltage	[V/DC]	24 V / DC
Power consumption	[W]	53 W
Nominal current	[A]	2.2 A
Max. operation pressure	[bar]	3.5 bar
Protection class		IP 68
Power connection		with box
RDM-DMX connection		with box
Material		Stainless steel 1.4571 (AISI 316Ti)
Weight	[kg]	45
Order no.		50702



	Fresh Water	Pool Water	Sea Water	220-240 V	400 V	110-120 V	50 Hz	60 Hz	12 V AC	24 V DC	DMX	DMX/RDM	Plug and Spray
Swivel/DMX/02													

SWIVEL/DMX/02

The swivel creates swivelling and impressive water effects.

These water effects are formed by combining this single dimensional drive with a pivoting range of max. 180° on the y-axis and nozzles (Comet Prec 20-20 E, Finger Nozzle 7-15 E or fan jet 10-20-6 E)



Swivel/DMX/02

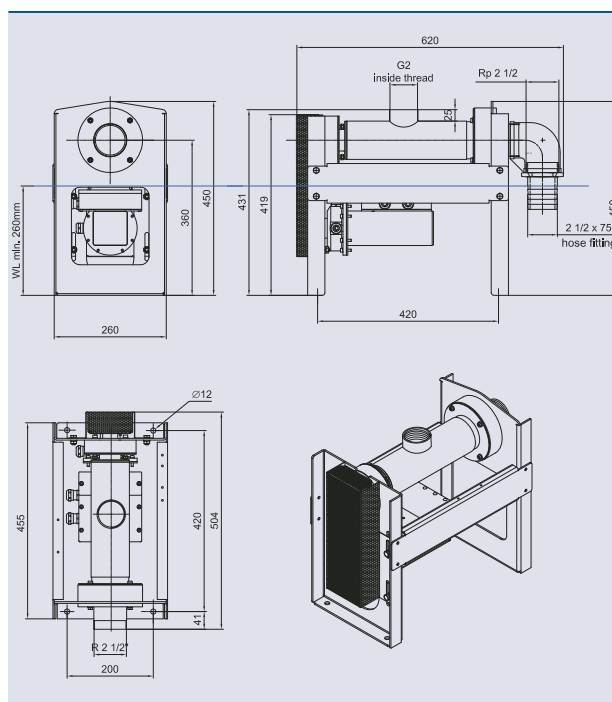
Product characteristics at a glance

- Single dimensional drive, suitable for fan nozzles as well as comet nozzles (Comet Prec 20-20 E or fan jet 10-20-6 E)
- Pivoting range of max. 180°
- 2"-thread nozzle, 2½"-thread water
- Robust stainless steel construction
- Controllable by OASE DMX devices (not included in scope of delivery)
- Energy efficient motor, 24 V/ DC
- Suitable for fresh water, pool water and sea water application.



Accessories (must be ordered separately)

Finger Nozzle 7 - 15 E (see page 48)	51110
Comet Prec 20-20 silver (see page 32)	50523
Fan Jet 10-20-6 silver	50524
Underwater power supply 250 / 24 V / 01 (see page 152)	50733
Connecting cable DMX/01 (see page 144)	Order no.
Connecting cable DMX/1.0 m/01	12368
Connecting cable DMX/3.0 m/01	12369
Connecting cable DMX/5.0 m/01	12371
Connecting cable DMX/10.0 m/01	12372
Connecting cable DMX/20.0 m/01	12373
End Resistant for Bus-System DMX/01	12007
DMX-Box/01	57646
Connecting cable 24V DC/01 (see page 142)	Order no.
Connecting cable 24V DC /1.0 m/01	12762
Connecting cable 24V DC /3.0 m/01	12552
Connecting cable 24V DC /7.5 m/01	12553
Connecting cable 24V DC /15.0 m/01	11720
PowerBox 24 V DC / 01 (see page 143)	50493
WECS 512 / DMX/02 (see page 156)	56491
WECS 1024 / DMX/02 (see page 156)	56492
WECS 2048 / DMX/02 (see page 162)	56507



Swivel/DMX/02

Dimensions (L x W x H)	[mm]	620x450x200
Nominal voltage	[V/DC]	24
Power consumption	[W]	36
Nominal current	[A]	1.5
Max. operation pressure	[bar]	2.0
Protection class		IP 68
Power connection		with box
DMX connection		with box
Material		Stainless steel 1.4301 (AISI 304)
Weight	[kg]	appr. 25
Order no.		50342



	Fresh Water	Pool Water	Sea Water	220-240 V	400 V	110-120 V	50 Hz	60 Hz	12 V AC	24 V DC	DMX	DMX/RDM	Plug and Spray
Air Nozzle horizontal 20 E/24 E													
Air Nozzle vertical 15 E/20 E													

AIR NOZZLE 20E/24 E HORIZONTAL/01

AIR NOZZLE 15E/20E VERTICAL/01

The compressed air driven AirNozzle is controlled by DMX with the DMX-Underwater Switch 24 V DC/DMX/02.

The use of compressed air leads to an optimized use of energy. With the DMX-capable Underwater Switch 24 V DC / DMX/02 system costs can be further reduced to 50 %. The different designs provide solutions for shallow water applications. There are four standard AirNozzles:

- Air Nozzle 15 E vertical/01 (58904)
- Air Nozzle 20 E vertical/01 (58904)
- Air Nozzle 20 E horizontal/01 (58904)
- Air Nozzle 24 E horizontal/01 (58904)

Product characteristics at a glance

- Compact, robust stainless steel Air Nozzle
- IP 68 in 24 voltage technology; for underwater use

- Pluggable, easy to install and to connect through underwater OASE technology
- Short refill time – up to 15 shots per minute
- For fountain heights up to 20 m (higher fountain heights on request)
- Sea water AirNozzle on request

System integration Generally Air Nozzles are connected to a compressed air piping system where the pipe itself acts as the air reservoir. The pipe is almost continuously replenished by a compressor. Therefore no additional air reservoir is required to be connected to the Air-Nozzle. The volume of the pipe and the standard pressure should be chosen in such way that after a shot with all nozzles the residual pressure doesn't fall below 90% of the default value. In more complex supply systems the target pressure can be varied in order to achieve different jet heights.

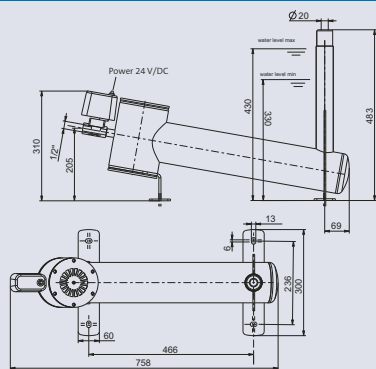


Air Nozzle 20E/24 E horizontal/01

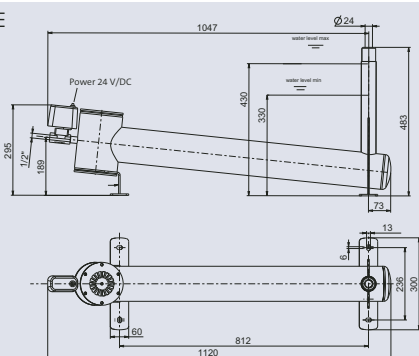


Air Nozzle 15E/20E vertical/01

Air Nozzle 20E horizontal/01



Air Nozzle 24 E horizontal/01

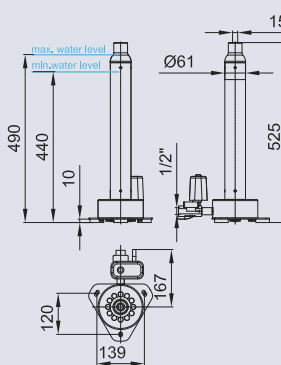


Air pressure [bar]	Height [m]	Shooting time every [s]	Air demand per shot [l]
Air Nozzle 20 E horizontal/01			
0.50	1.50	2.00	1.50
1.00	4.50	3.00	2.50
1.50	8.50	4.20	4.50
2.00	12.00	5.10	5.50
2.50	15.00	6.30	10.50
Air Nozzle 24 E horizontal/01			
1.00	4.60	3.90	3.00
2.00	11.00	6.10	9.00
3.00	15.00	7.60	11.50
4.00	18.00	9.30	20.00
4.50	20.00	9.30	21.50
Air Nozzle 15 E vertical/01			
0.50	2	2.00	0.50
0.75	4	3.00	1.50
0.90	5	4.00	2.00
1.00	6	4.00	2.50
Air Nozzle 20 E vertical/01			
0.75	3	4	2.00
1.00	4	4	2.00
1.50	10	4	3.50
2.00	14	4	7.50

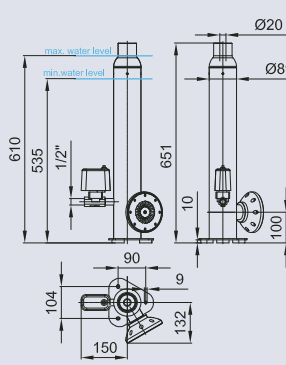
Air Nozzle horizontal/01	horizontal 20 E	horizontal 24 E	vertical 15 E	vertical 20 E
Dimensions (L x W x H) [mm]	758 x 300 x 483	1120 x 300 x 483	264 x 139 x 525	203 x 116 x 651
Shooting frequency/water refill time [seconds]	4-10	4-10	2-4	4
Amount of water per shot [l]	7	10	0.75	2.50
Nozzle diameter [mm]	20	24	15	20
Min./Max. water level [mm]	330-430	330-430	440-490	525-610
Max. air pressure [bar]	3	5	1	2
Air inlet dia. [inch]	1/2			
Water jet height up to [m]	15	20	6	14
Voltage(solenoid valve) [V/DC]	24			
Nominal current(solenoid valve) [A]	0.46	0.46	0.46	0.46
Material	Stainless steel 1.4571 (AISI 304)			
Power cable [m]	7.50			
Weight [kg]	14.50	17.00	5.6	8.1
Order no.	58904	58904	58904	58904

Water Level & Refill behavior For a long-term stable operation, it is important to keep the water level constant. This is because the fill level and the replenishment time depends on the water level. In this sense the best surrounding for such water features are waterbodies in which the water level is determined by a dam or an overflow.

Air Nozzle 15 E vertical/01



Air Nozzle 20 E vertical/01



Accessories (must be ordered separately)

Underwater Switch 24V / DMX / 02 (see page 150)	56411
Underwater power supply 250 / 24 V / 01 (see page 152)	50733
Connecting cable DMX/01 (see page 144)	Order no.
Connecting cable DMX/1.0 m/01	12368
Connecting cable DMX/3.0 m/01	12369
Connecting cable DMX/5.0 m/01	12371
Connecting cable DMX/10.0 m/01	12372
Connecting cable DMX/20.0 m/01	12373
End Resistant for Bus-System DMX/01	12007
DMX-Box/01	57646
Connecting cable 24V DC/01 (see page 142)	Order no.
Connecting cable 24V DC /1.0 m/01	12762
Connecting cable 24V DC /3.0 m/01	12552
Connecting cable 24V DC /7.5 m/01	12553
Connecting cable 24V DC /15.0 m/01	11720
PowerBox 24 V DC / 01 (see page 142)	50493
WECS 512 / DMX/02 (see page 156)	56491
WECS 1024 / DMX/02 (see page 156)	56492
WECS 2048 / DMX/02 (see page 162)	56507



	Fresh Water	Pool Water	Sea Water	220-240 V	400 V	110-120 V	50 Hz	60 Hz	12 V AC	24 V DC	DMX	DMX/RDM	Plug and Spray
FlashWall													

FLASHWALL

As an attractive and vibrant element this modular interactive water wall is suitable for the use in public areas, such as Shopping malls, office complexes and theme parks. The unique arrangement of the nozzles allows for an extremely dense curtain of water, which guarantees high visibility.

This water curtain creates graphics, designs, characters, etc., which can be represented through the use of a fast reacting valve technology. Thereby the OASE FlashWall allows for almost unlimited opportunities to convey (advertising) messages. In optional combination with an SMS interface it can be also used as an interactive communication platform.

Product characteristics at a glance

- Modular build flash wall system (module length: 720mm)
- Close packed nozzle/ valve arrangement for dense water curtain guaranteeing high resolution
- Nozzle orifice diameter: 5 mm

- Theoretical optical density: 44,4 % (e. g. nozzle / space ratio)
- Ideally suited for rear projection for videos and laser graphics
- Precise valve control via DMX/CAN
- Accurately defined text and graphics displays due to fast reacting valve technology
- Optional: LED RGB Illumination
- Optional: SMS interface for the display of personal text messages

Technical details

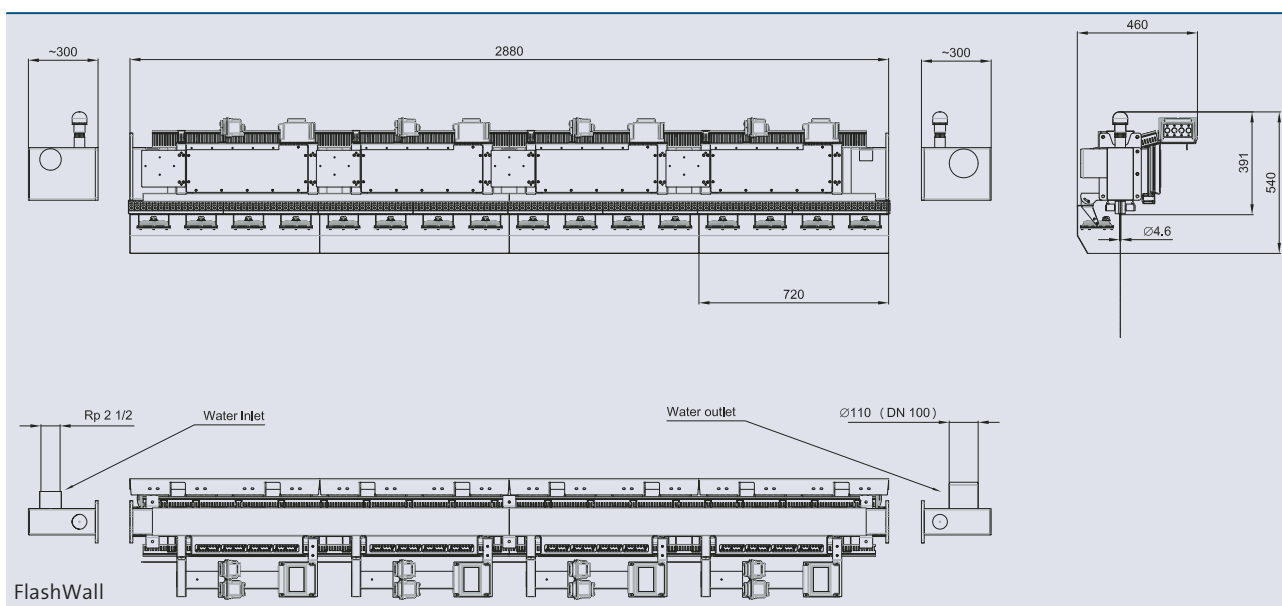
- For fresh-water, max 50 my particles allowed
- 110-240V 50/60 Hz power supply
- Transformers can be at the flash wall or in separate area control cabinet, depending on environment conditions
- Max. height recommended 10m (under zero wind condition)
- Nozzle diameter 4,5 mm
- Individually configured water inlet and water outlet



FlashWall



FlashWall



Accessories (must be ordered separately)

Connecting cable DMX/01 (see page 144)	Order no.
Connecting cable DMX/1.0 m/01	12368
Connecting cable DMX/3.0 m/01	12369
Connecting cable DMX/5.0 m/01	12371
Connecting cable DMX/10.0 m/01	12372
Connecting cable DMX/20.0 m/01	12373
End Resistant for Bus-System DMX/01	12007
DMX-Box/01	57646
WECS 512 / DMX/02 (see page 156)	56491
WECS 1024 / DMX/02 (see page 156)	56492
WECS 2048 / DMX/02 (see page 162)	56507



Dimension of the module*	A mm	720	1440	2160	2880
Amount of valves		64	128	192	256
Distance between the nozzles [mm]		11,25	11,25	11,25	11,25
Rated voltage [V/DC]		24	24	24	24
Power consumption [W]		450	900	1350	1800
Water consumption [l/min]		32	64	96	128
Material		Stainless steel / POM	Stainless steel / POM	Stainless steel / POM	Stainless steel / POM
Weight dry [kg]		35	70	105	140
Weight filled with water [kg]		42	84	126	168
Order no.		58975	58975	58975	58975

*Any combination of different module is possible.



VarioJet	Fresh Water	Pool Water	Sea Water

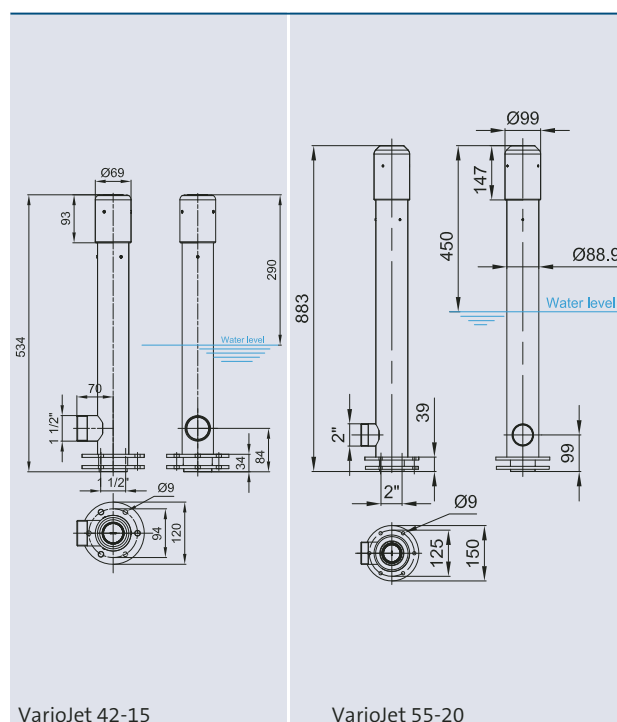
VARIOJET

The VarioJet Nozzle creates a dynamic, variable water pattern. The nozzle is driven by two Varionaut pumps.

The nozzle generates either a water bell or a single stream. Completely new water patterns can be created while switching from one water pattern to another by using a variable volume flow. These different water patterns can be formed by controlling both the Varionaut pumps individually.

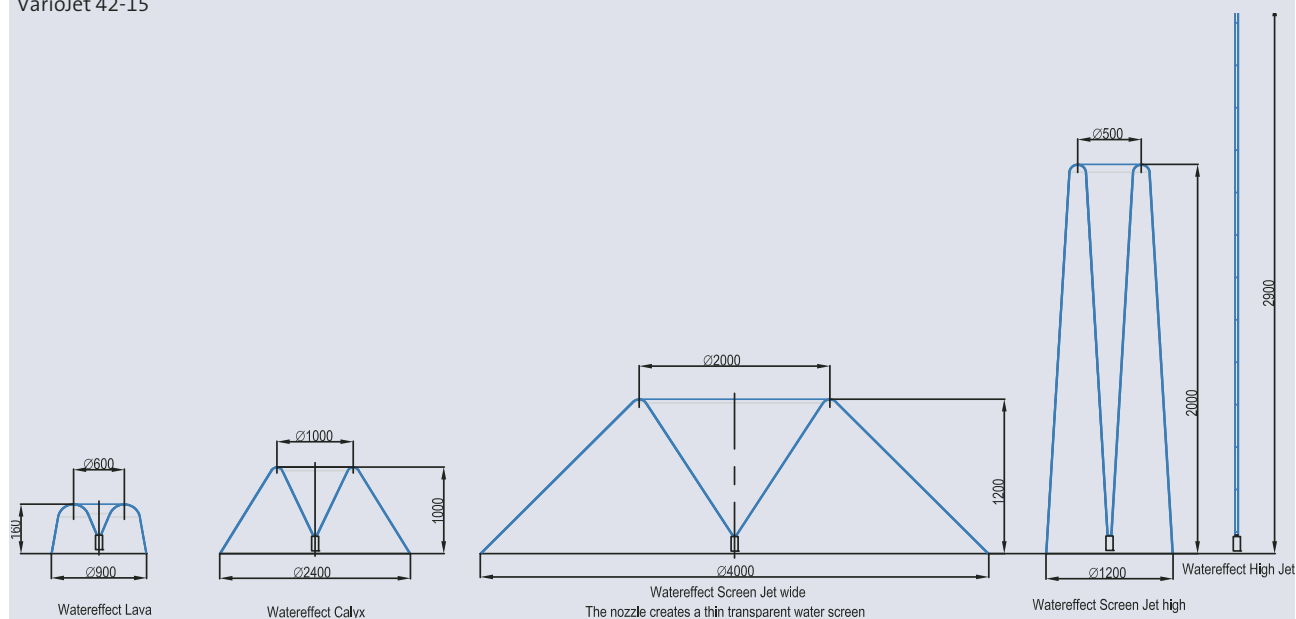
Product characteristics at a glance

- Dynamic and variable water pattern with two Varionaut pumps
- Compact, robust stainless steel Nozzle
- 2 pressure connections
- Nozzle with adjustable flange
- Sea water VarioJet on request

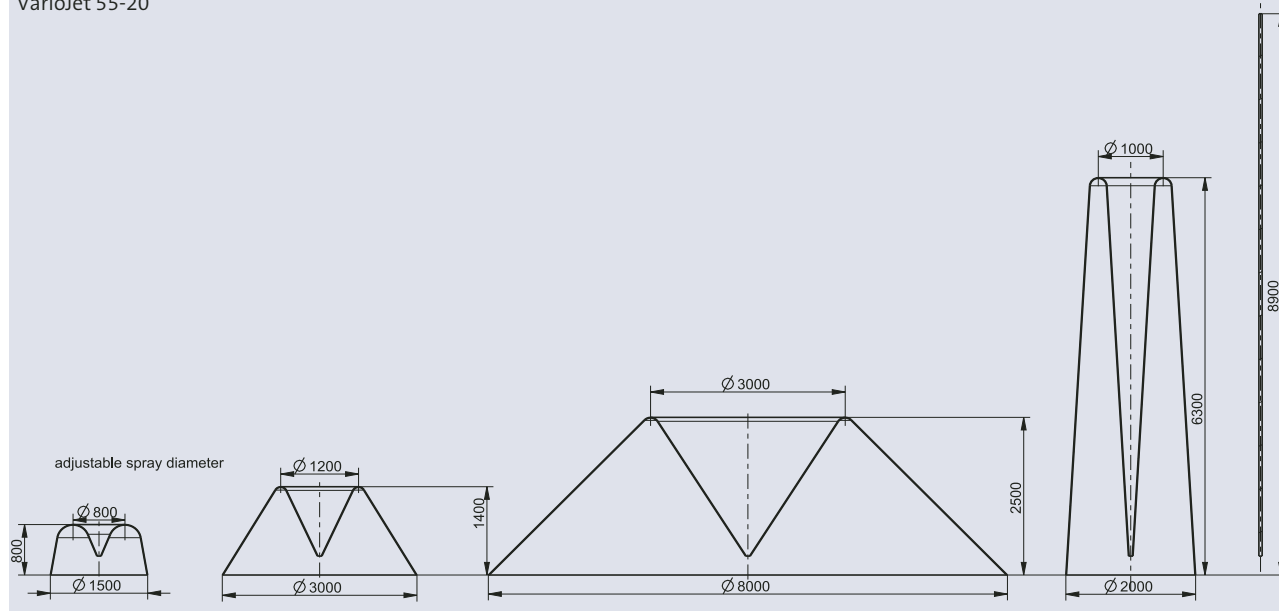




VarioJet 42-15



VarioJet 55-20




VarioJet		42-15	55-20
Dimensions ($\varnothing \times H$)	[mm]	69 x 534	150 x 883
Max. Fountain height (2x Varionaut 150)	[m]	2.90	—
Max. Fountain height (Varionaut 150/365)	[m]	7.60	—
Max. Fountain height (2x Varionaut 150)	[m]	—	8.9
Material		Stainless steel 1.4301 (AISI 304)	Stainless steel 1.4301 (AISI 304)
Weight	[kg]	5.1	13.2
Order no.		58906	58906

**SONY CENTER –
SPRAY FOUNTAIN SYSTEM**

Location: Berlin

Modern pool design with stainless steel edge, and glass/marble floor characterises this fountain located on Potsdamer Platz in Berlin. A portion of the pool extends beyond the actual floor level and is freely suspended in space.

OASE, reference object, left



CLASSIC NOZZLES

THE CLASSIC NOZZLES CAN BE USED IN MODERN AND TRADITIONAL POOL DESIGN. IN COMBINATION WITH A CONTROLLABLE PUMP THESE FOUNTAINS ARE ALSO INTERACTIVE.

- With spray fountain nozzles and fountain attachments in any form and size you can design stately fountains, falling water, baroque pirouettes, or powerful water arches.
- Our standard offering with many designs even satisfies complicated requirements.
- For particularly demanding architectural solutions we can also manufacture the suitable custom solution for you.

Only the difficulty of choice remains!



Comet-Silver – Comet Prec – Hollow jet nozzle

• Classic Nozzles

Comet-Silver	page 32
Comet T	page 34
Hollow Jet nozzles	page 36
High Jet / Geyser Jet	page 38
Lava	page 39
Water sphere / hemisphere	page 40
Gushing nozzle / Fan Jet	page 42
Water Screen Nozzle	page 44
Grand Vulcan / Trumpet Jet	page 46
Vulcan	page 47
Finger Nozzle 7-15 E	page 48
Crown Nozzle	page 49
Rotating Nozzle	page 50
Schaumsprudler	page 52
Cascade	page 56
Geyser	page 60
Mylar Lace	page 64



	Fresh Water	Pool Water	Sea Water
Comet-Silver			
Comet Prec 20-20 Silver			

COMET-SILVER / COMET PREC 20-20 SILVER

These Single Jet nozzles generate a clear, full jet that is stable in wind. New is the silver optic of the Comet nozzles with durable chromed and nickel plated brass. The Comet Prec 20-20 Silver mostly consists of stainless steel.

Product characteristics at a glance

- Small to medium-sized single-jet nozzles
- Fountain heights 0.50 m to 12.00 m
- Clear wind-stable full jet
- 15° vertically pivoting ball joint
- Water-level independent
- With flow director
- Durable chromed and nickel plated brass

These Comet-Silver nozzles are usually arranged in a group. All sizes of Comet Silver have a ball joint with which the jet can be pivoted up to 15° from the vertical plane. This feature makes it possible to generate interesting water patterns.

Product characteristics at a glance

- Medium-sized single-jet nozzles
- Fountain heights 1,00m to 20,00m
- Clear wind-stable full jet
- Can be implemented as a single fountain or in groups
- Extensive design versatility
- Water-level independent
- With flow director

Accessories (must be ordered separately)	Order no.
Sleeve 10 silver	51018
Sleeve 15 silver	51019
Reducing sleeve 15 x 10	51032
Reducing sleeve 20 x 15	51030



Comet-Silver

Comet Prec



Comet 3-6 Silver	Comet 5-8 Silver	Comet 5-10 Silver	Comet 10-14 Silver	Comet 15-17 Silver	Comet Prec 20-20 Silver

		Comet 3-6 Silver		Comet 5-8 Silver		Comet 5-10 Silver		Comet 10-14 Silver		Comet 15-17 Silver		Comet Prec 20-20 Silver	
Dimensions (Ø x H mm)		22 x 58		28 x 87		28 x 87		47 x 118		63 x 152		62 x 505	
Fountain height		DWB	DDB	DWB	DDB	DWB	DDB	DWB	DDB	DWB	DDB	DWB	DDB
		l/min	bar	l/min	bar	l/min	bar	l/min	bar	l/min	bar	l/min	bar
0.50	[m]	4.8	0.06	9.5	0.07	15	0.08	30	0.06	42	0.06		
0.75	[m]	6.2	0.09	11.5	0.10	19	0.11	37	0.09	52	0.09		
1.00	[m]	7.2	0.12	12.6	0.13	21	0.14	44	0.12	62	0.11	90	0.12
1.25	[m]	8.7	0.15	14.9	0.16	25	0.18	50	0.15	69	0.14	96	0.14
1.50	[m]	10.0	0.18	17.0	0.18	28	0.20	55	0.18	76	0.17	102	0.17
1.75	[m]	11.1	0.21	18.8	0.21	31	0.25	60	0.21	82	0.19	110	0.19
2.00	[m]	12.1	0.25	20.5	0.24	33	0.28	65	0.24	89	0.22	117	0.22
2.50	[m]	14.0	0.32	23.4	0.32	37	0.36	73	0.30	100	0.28	132	0.28
3.00	[m]	15.6	0.40	26.1	0.39	41	0.44	81	0.37	110	0.34	147	0.34
3.50	[m]			28.5	0.47	45	0.52	87	0.43	119	0.40	160	0.40
4.00	[m]			30.7	0.54	49	0.60	94	0.50	127	0.46	170	0.46
5.00	[m]					55	0.76	105	0.62	143	0.58	206	0.57
6.00	[m]					60	0.92	116	0.75	157	0.70	227	0.69
7.00	[m]							125	0.88	170	0.82	245	0.81
8.00	[m]							134	1.01	182	0.94	263	0.92
9.00	[m]							143	1.14	193	1.06	279	1.04
10.00	[m]							151	1.28	204	1.18	295	1.16
11.00	[m]									214	1.30	309	1.28
12.00	[m]									222	1.40	323	1.40
14.00	[m]											350	1.64
16.00	[m]											385	1.90
18.00	[m]											420	2.15
20.00	[m]											441	2.40
Material		Double coated brass										Stainless steel	
Weight	[kg]	0.06		0.13		0.13		0.45		0.86		1.55	
Order no.		50721		50762		50722		50723		50724		50523	



	Fresh Water	Pool Water	Sea Water
Comet			

COMET 3-5 T TO 15-20 T

These single-jet nozzles generate a clear, full jet that is stable in wind.

These nozzles are usually arranged in a group. All sizes have a ball joint with which the jet can be pivoted up to 15° from the vertical plane. This feature makes it possible to generate interesting water patterns.

Product characteristics at a glance

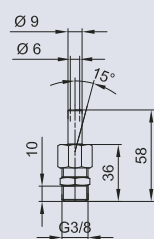
- Small to medium-sized clear-jet nozzles
- Fountain heights 0.5 m to 14.0 m
- Clear wind-stable full jet
- Up to 15° vertically pivoting ball joint
- Water-level independent

The Comet 10-12 T and Comet 10-14 T is ideal for the combination with ProfiPlane LED 320 / DMX / 02 and ProfiRing LED 320 / DMX / 02 (see page 112-115).

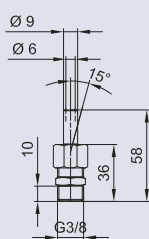


Comet 15-20 T

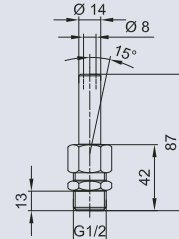
Accessories (must be ordered separately)	Order no.
Sleeve 10 silver	51018
Sleeve 15 silver	51019
Reducing sleeve 15 x 10	51032
Reducing sleeve 20 x 15	51030



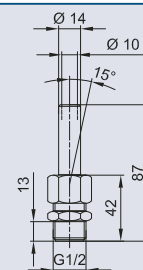
Comet 3-5 T



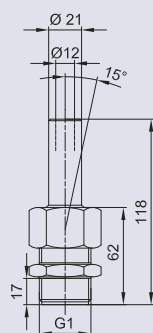
Comet 3-6 T



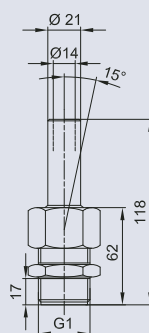
Comet 5-8 T



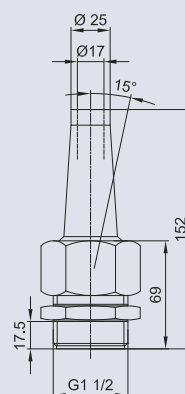
Comet 5-10 T



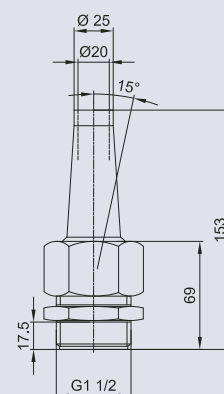
Comet 10-12 T



Comet 10-14 T



Comet 15-17 T



Comet 15-20 T

		Comet 3-5 T		Comet 3-6 T		Comet 5-8 T		Comet 5-10 T		Comet 10-12 T		Comet 10-14 T		Comet 15-17 T		Comet 15-20 T	
Dimensions (Ø x H mm)		1.9 x 58		21.9 x 58		27.6 x 87		27.6 x 87		47.3 x 118		47.3 x 118		63.3 x 152		63 x 152	
Fountain height		DWB	DDB	DWB	DDB	DWB	DDB	DWB	DDB	DWB	DDB	DWB	DDB	DWB	DDB	DWB	DDB
		l/min	bar	l/min	bar	l/min	bar	l/min	bar	l/min	bar	l/min	bar	l/min	bar	l/min	bar
0.50	[m]	3.8	0.07	4.8	0.06	9.5	0.07	15	0.08	21	0.06	30	0.06	42	0.06	59	0.06
0.75	[m]	5.3	0.09	6.2	0.09	11.5	0.10	19	0.11	25	0.08	37	0.09	52	0.09	74	0.08
1.00	[m]	6.3	0.13	7.2	0.12	12.6	0.13	21	0.14	31	0.11	44	0.12	62	0.11	88	0.13
1.25	[m]	7.2	0.15	8.7	0.15	14.9	0.16	25	0.18	35	0.14	50	0.15	69	0.14	99	0.16
1.50	[m]	8.0	0.18	10.0	0.18	17.0	0.18	28	0.20	39	0.17	55	0.18	76	0.17	110	0.17
1.75	[m]	8.7	0.22	11.1	0.21	18.8	0.21	31	0.25	43	0.21	60	0.21	82	0.19	119	0.21
2.00	[m]	9.3	0.25	12.1	0.25	20.5	0.24	33	0.28	46	0.23	65	0.24	89	0.22	128	0.22
2.50	[m]			14.0	0.32	23.4	0.32	37	0.36	53	0.29	73	0.30	100	0.28	144	0.28
3.00	[m]			15.6	0.40	26.1	0.39	41	0.44	58	0.35	81	0.37	110	0.34	158	0.34
3.50	[m]					28.5	0.47	45	0.52	63	0.42	87	0.43	119	0.40	171	0.39
4.00	[m]					30.7	0.54	49	0.60	68	0.48	94	0.50	127	0.46	184	0.45
5.00	[m]							55	0.76	76	0.61	105	0.62	143	0.58	206	0.57
6.00	[m]							60	0.92	84	0.74	116	0.75	157	0.70	227	0.69
7.00	[m]									91	0.87	125	0.88	170	0.82	245	0.81
8.00	[m]									98	1.00	134	1.01	182	0.94	263	0.92
9.00	[m]											143	1.14	193	1.06	279	1.04
10.00	[m]											151	1.28	204	1.18	294	1.16
11.00	[m]													214	1.30	309	1.28
12.00	[m]													222	1.40	323	1.40
13.00	[m]															337	1.52
14.00	[m]															350	1.64
Material		Brass								Tombac							
Weight	[kg]	0.06		0.06		0.13		0.13		0.45		0.45		0.86		0.86	
Order no. NPT		—		89012		89013		89014		89015		89016		89017		89018	
Order no.		50959		50960		50964		50965		50968		50969		50970		50971	



	Fresh Water	Pool Water	Sea Water
50966 Hollow Jet nozzle 68			
50973 Hollow Jet nozzle 100			
55350 Hollow Jet nozzle 130			
50963 Hollow Jet nozzle 130			

HOLLOW JET NOZZLES

Imposing fountains up to 80 metres in height are shot high into the sky by OASE Hollow Jet nozzles.

The special nozzles for impressive fountain heights work independently of the water level, and with flow straightener. Thanks to these features and the precise manufacturing of the ring slot of the nozzle, a stable fountain jet is ensured at all times.

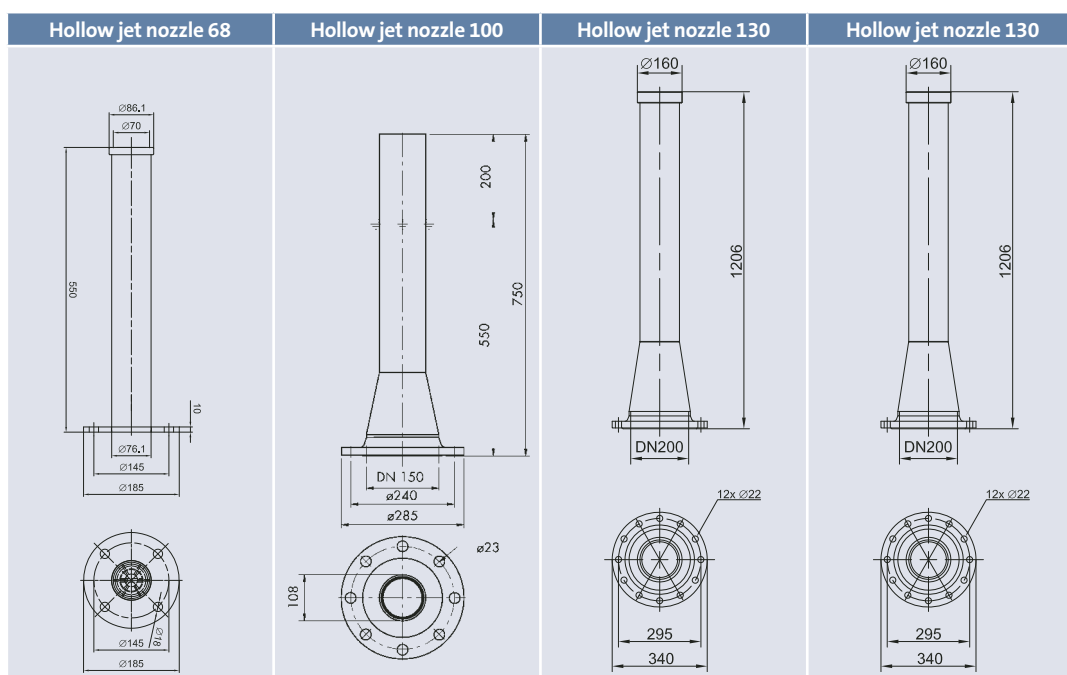
In comparison to full-jet nozzles, the sophisticated design of the Hollow Jet nozzle allows for a significant reduction of water demand (also referred to as volume flow).

Product characteristics at a glance

- For fountain heights of up to 80 m
- Wind-stable high jet
- Water-level independent
- Significantly reduced water demand compared to full-jet nozzles
- With flow director



The Hollow jet nozzle 130 (50963) consists of a higher quality of stainless steel so that this nozzle is suited for salt water.



	Hollow jet nozzle 68		Hollow jet nozzle 100		Hollow jet nozzle 130		Hollow jet nozzle 130	
Dimensions (Ø x H) [mm]	80 x 425		285 x 750		320 x 1200		320 x 1200	
Ø Hollow Jet [mm]	70		100		130		130	
Water film thickness [mm]	3.5		4.0		10		10	
Fountain height	DWB	DDB	DWB	DDB	DWB	DDB	DWB	DDB
	l/min	bar	l/min	bar	l/min	bar	l/min	bar
5 [m]	449	0.61						
6 [m]	493	0.72						
7 [m]	533	0.87						
8 [m]	570	1.00						
9 [m]	605	1.12						
10 [m]	639	1.26						
12 [m]	701	1.53						
14 [m]	759	1.80						
16 [m]	813	2.0						
18 [m]	864	2.3						
20 [m]	912	2.64	1390	2.18				
22 [m]	959	2.93	1475	2.45				
24 [m]	1003	3.22	1561	2.71				
25 [m]			1600	2.85				
30 [m]			1820	3.60				
35 [m]			1985	4.25				
40 [m]					6828	5.4	6828	5.4
45 [m]					7290	6.1	7290	6.1
50 [m]					7735	6.9	7735	6.9
55 [m]					8165	7.7	8165	7.7
60 [m]					8583	8.5	8583	8.5
65 [m]					8990	9.3	8990	9.3
70 [m]					9388	10.2	9388	10.2
75 [m]					9778	11.0	9778	11.0
80 [m]					10160	11.9	10160	11.9
Material	Stainless steel		Stainless steel 1.4571 (AISI 316Ti)		Stainless steel 1.4301 + 1.4571 (AISI 304/316Ti)		V 4 A	
Weight [kg]	5.0		33.0		76.0		76.0	
Order no.	50966		50973		55350		50963	



Geyser Jet 30

High Jet 30

	Fresh Water	Pool Water	Sea Water
High Jet 30			
Geyser Jet 30			


HIGH JET / GEYSER JET

These nozzles generate one water jet that is stable in wind.

The High Jet and Geyser Jet are water-level independent with a lightweight design and usually used on the floating fountains.

Product characteristics at a glance

- Water pattern as one water jet
- Water-level independent
- Modern stainless steel look



Geyser Jet 30

High Jet 30

Geyser Jet 30

High Jet 30

		Geyser Jet 30		High Jet 30	
Dimensions (Ø x H mm)		89 x 245		89 x 250	
Fountain height		DWB	DDB	DWB	DDB
		l/min	bar	l/min	bar
5.0	[m]	347	0.81		
6.0	[m]	381	0.98		
7.0	[m]	411	1.14		
8.0	[m]	440	1.31	226	1.15
9.0	[m]	466	1.48	240	1.29
10.0	[m]	492	1.65	253	1.44
11.0	[m]	515	1.82	266	1.59
12.0	[m]	539	1.99	278	1.74
13.0	[m]			289	1.89
14.0	[m]			299	2.04
15.0	[m]			310	2.19
16.0	[m]			320	2.35
Material – casing tube		Stainless steel		Stainless steel	
Material – nozzle insert		POM		POM	
Weight [kg]		1.4		1.4	
Order no.		50377		50375	

	Fresh Water	Pool Water	Sea Water
Lava			

LAVA 25-5 E TO 60-10 E

Water bells are the fountain effect producing the least noise. The relaxing sound of splashing water is particularly effective in water gardens, reception halls, or outdoor pools that are protected from wind.

The Lava bell forms a closed water veil that can be attractively staged with underwater illumination.

Product characteristics at a glance

- Transparent water pattern
- Adjustable bell diameter
- Water-level independent
- Low-noise operation
- Modern stainless steel look



Accessories (must be ordered separately)	Order no.			Lava 25-5 E		Lava 30-10 E		Lava 45-10 E		Lava 60-10 E	
Sleeve 10 silver (see page 230)	51018	Dimensions (Ø x H mm)		58 x 290		80 x 338		80 x 488		80 x 636	
Sleeve 15 silver (see page 230)	51019	Fountain diameter		DWB	DDB	DWB	DDB	DWB	DDB	DWB	DDB
Reducing sleeve 15 x 10 (see page 231)	51032			l/min	bar	l/min	bar	l/min	bar	l/min	bar
Reducing sleeve 20 x 15 (see page 231)	51030	200	[mm]	17	0.09						
Adapter G 10 / NPT 10 (see page 230)	51026	300	[mm]	21	0.11	35	0.11				
		400	[mm]	25	0.14	43	0.13	43	0.14		
		500	[mm]	29	0.17	51	0.16	51	0.17	51	0.18
		600	[mm]	33	0.21	59	0.20	59	0.21	59	0.22
		700	[mm]			67	0.25	67	0.26	67	0.27
		900	[mm]					75	0.32	75	0.33
		1100	[mm]							83	0.40
		1300	[mm]								
		Material		Stainless steel 1.4301 (AISI 304)							
		Weight	[kg]	0.6		1.3		1.6		1.8	
		Order no.		50884		50889		50890		50891	



Water sphere

	Fresh Water	Pool Water	Sea Water
Water sphere			
Water hemisphere			

WATER SPHERES 900/37 TO 6000/450 E

WATER HEMISPHERES H 900/25 TO H 6000/248 E



Water hemisphere

The artistic water pattern that is generated by the sphere effect nozzles requires a lot of space in order to unfold its enchanting effect. It lends any location a very special attractive force, even from a distance.

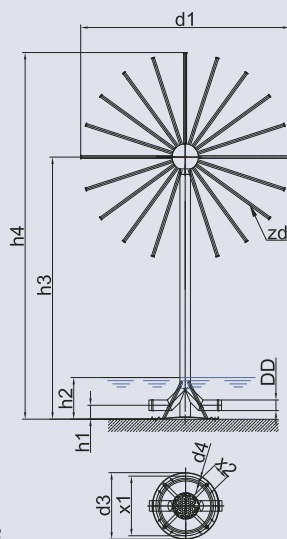
Product characteristics at a glance

- Sculptural, amazing water pattern
- Decorative stainless steel sculpture
- Extensively wind-stable
- Water-level independent

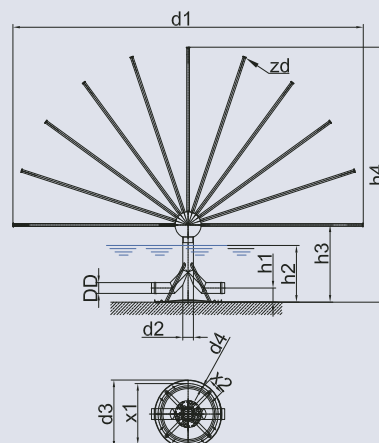
The fountain attachments are primarily made of stainless steel which makes them attractive sculptures even if they are not spraying water.

However, their special flair unfolds once the fine waterveil escaping from the uniformly arranged nozzles converges to form a gentle sphere.

Depending on size the spheres consist of a different number of nozzles. Operation of the spheres and hemispheres is even possible in strong wind in spite of the relatively fine water veil.



Water sphere



Water hemisphere

Water hemisphere		H 900/25 E	H 1200/49 E	H 1500/73 E	H 2500/73 E	H 3500/210 E	H 6000/248 E
Dimensions (ØxH)	[mm]	900 x 950	1200 x 1100	1500 x 1250	2500 x 1850	3500 x 2350	6000 x 3650
zd	[pieces]	25	49	73	73	210	248
DWB	[l/min]	250	490	730	730	2310	3720
DDB	[bar]	0,9	0,9	1,0	1,1	1,3	1,5
MBD	[mm]	1500	2000	2500	3500	5000	9000
DD	[mm]	1 x DN 65	1 x DN 65	1 x DN 65	1 x DN 65	2 x DN 80	3 x DN 100
d1	[mm]	900	1200	1500	2500	3500	6000
d2	[mm]	76	76	76	76	160	220
d3	[mm]	475	475	475	475	1000	1000
d4	[mm]	12	12	12	12	22	22
h1	[mm]	100	100	100	100	100	125
h2	[mm]	300	300	300	400	500	500
h3	[mm]	500	500	500	600	600	650
h4	[mm]	950	1100	1250	1850	2350	3650
x1	[mm]	430	430	430	430	900	900
x2	[mm]	123	123	123	123	200	200
Material		Tombac / stainless steel 1.4301 (AISI 304)					
Weight	[kg]	25	42	65	100	650	1800
Order no.		50897	50898	50899	51762	51763	51764

Water sphere		900/37 E	1200/79 E	1500/127 E	2500/127 E	3500/380 E	6000/450 E
Dimensions (ØxH)	[mm]	900 x 1800	1200 x 2200	1500 x 2600	2500 x 3600	3500 x 5850	6000 x 9600
zd	[pieces]	37	79	127	127	380	450
DWB	[l/min]	370	790	1270	1270	4180	6750
DDB	[bar]	1,0	1,0	1,1	1,2	1,6	2,0
MBD	[mm]	2000	2500	3000	4500	6000	10000
DD	[mm]	1 x DN 65	1 x DN 65	2 x DN 65	2 x DN 65	4 x DN 65	6 x DN 100
d1	[mm]	900	1200	1500	2500	3500	6000
d2	[mm]	76	76	76	76	160	220
d3	[mm]	475	475	475	475	1000	1500
d4	[mm]	12	12	12	12	22	26
h1	[mm]	100	100	100	100	100	125
h2	[mm]	300	300	300	400	500	500
h3	[mm]	1350	1600	1850	2350	4100	6600
h4	[mm]	1800	2200	2600	3600	5850	9600
x1	[mm]	430	430	430	430	900	1400
x2	[mm]	123	123	123	123	200	250
Material		Tombac / stainless steel 1.4301 (AISI 304)					
Weight	[kg]	32	56	100	160	1100	3100
Order no.		50894	50895	50896	51759	51760	51761



Gushing nozzle



Fan Jet

	Fresh Water	Pool Water	Sea Water
Gushing nozzle			
Fan Jet			

GUSHING NOZZLE 115-15 SILVER

Whether as single nozzle or as group arranged around a central nozzle – the gushing nozzle generates a full water pattern of impressive presence.

The gushing nozzle spouts a fan-shaped water surge that is mostly closed, with a thickness of 6 mm and a radiating angle of approximately 30°.

Product characteristics at a glance

- Striking water pattern
- Extensively wind-stable
- Water-level independent
- Durable chromed and nickel plated brass



Gushing nozzle 115-15 Silver

FAN JET 10-6 AND 15-8

The water veil generated by these nozzles not only has a bizarre beauty, it is also extremely practical: It is particularly well suited to conceal exposed technology.

Depending on the installation the fan nozzles generate either a vertically ascending water veil, or a diagonally spouting water veil of 6 or 8 mm in thickness. Thanks to its large surface area the attractive water pattern can conceal a foundation base, or exposed pipe and pump equipment from the eyes of observers.

The nozzles work independently of the water level and require a throttle valve to regulate the water pattern.

Product characteristics at a glance

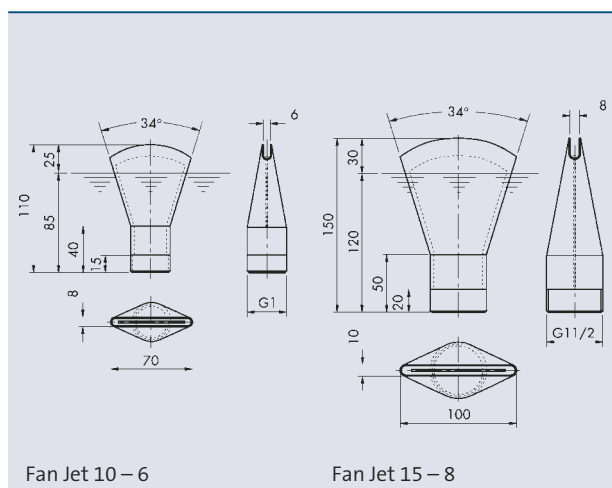
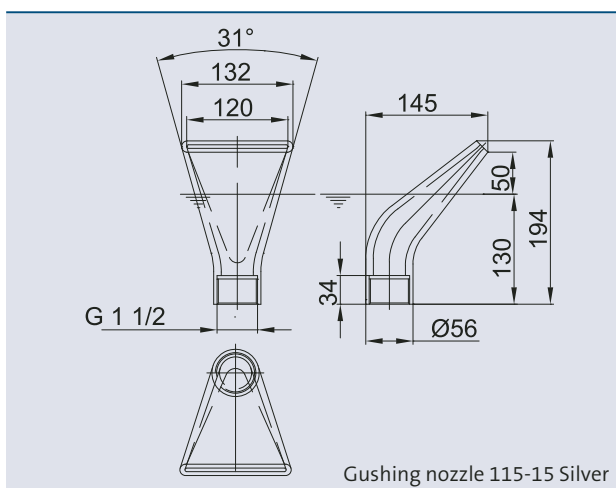
- 6 mm or 8 mm thick, fan-shaped
- Water gushing effect
- Water-level independent
- Modern stainless steel look



Fan Jet

Accessories (must be ordered separately)	Order no.
Swivel connection 10 silver (see page 230)	51015
Swivel connection 15 silver (see page 230)	51016
Sleeve 10 silver (see page 230)	51018
Sleeve 15 silver (see page 230)	51019
Swivel ball joint 10 (see page 231)	51165

Accessories (must be ordered separately)	Order no.
Adapter G 10 / NPT 10 (see page 230)	51026
Adapter G 15 / NPT 15 (see page 230)	51027
Reducing sleeve 15 x 10 (see page 231)	51032
Reducing sleeve 20 x 15 (see page 231)	51030
Flow Valve 10 (see page 231)	51033



Gushing nozzle 115-15 Silver				
Dimensions (L x W x H)	[mm]	132 x 145 x 194		
Fountain height		PH	SPB	DWB
		[m]	[m]	[L/min.]
0.50	[m]	0.10	0.25	94
0.75	[m]	0.15	0.33	112
1.00	[m]	0.20	0.42	131
1.25	[m]	0.26	0.50	150
1.50	[m]	0.33	0.58	168
1.75	[m]	0.40	0.67	187
2.00	[m]	0.48	0.75	205
2.50	[m]	0.62	0.92	243
3.00	[m]	0.77	1.08	280
3.50	[m]	0.92	1.25	317
4.00	[m]	1.06	1.42	354
4.50	[m]	1.21	1.58	392
Material		Double coated brass		
Weight	[kg]	2.5		
Order no.		50767		

Fan Jet	Fan Jet 10 – 6			Fan Jet 15 – 8		
Dimensions (L x W x H) [mm]	110 x 70 x 34			150 x 100 x 49		
Fountain height	SPB	DWB	DDB	SPB	DWB	DDB
	[m]	[l/min]	[bar]	[m]	[l/min]	[bar]
0.25 [m]	0.60	70	0.04			
0.50 [m]	1.00	94	0.06	1.40	143	0.06
0.75 [m]	1.50	116	0.11	1.80	174	0.09
1.00 [m]	2.00	134	0.13	2.80	200	0.11
1.25 [m]	2.80	150	0.16	3.40	223	0.14
1.50 [m]	3.00	165	0.19	4.00	244	0.17
1.75 [m]	3.80	179	0.23	5.00	264	0.20
2.00 [m]				5.50	282	0.25
Material	Stainless steel 1.4301 (AISI 304)			Stainless steel 1.4301 (AISI 304)		
Weight [kg]	0.25			0.49		
Order no.	53056			53047		



	Fresh Water	Pool Water	Sea Water
Water Screen Nozzle			

WATER SCREEN NOZZLE

The Water Screen Nozzle generates a projection screen made of water to display. It can be used a variety of media including Video and Lasers for special events.

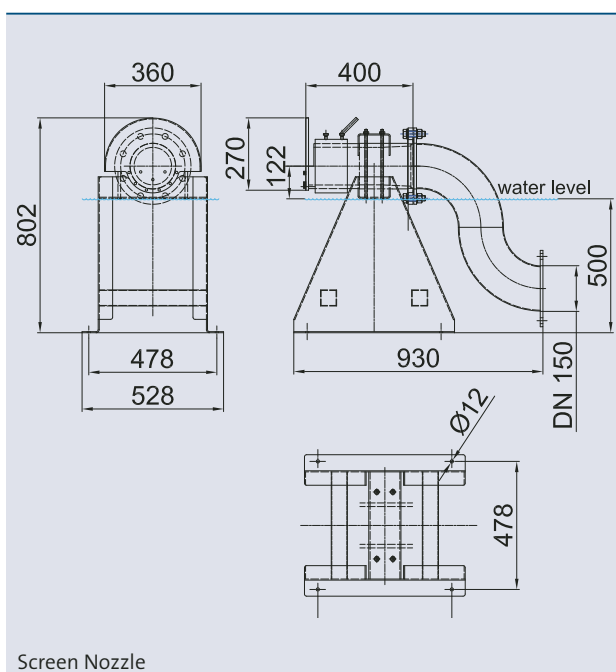
The screen is a complete semi-circle with 180° in different heights as a function of flow rate and pressure delivered by the pump system.

Product characteristics at a glance

- Optimized nozzles for a 180° water screen
- Ideal for rear projection of videos and or lasers
- An extra flow regulation pipe is not necessary
- The gap of the nozzle defining the water film thickness can install individually



Screen Nozzle



The nozzle creates a filmy water screen. This qualifies for projection of Laser, Video, Slide and Gobo (Graphical optical blackout) type of illumination. Based on the law of physics of light, the position of the nozzle should always be between the viewer and projector.

Pump on request.

		Screen nozzle 30 x 10	Screen nozzle 45 x 15
Water Screen Dimension	[m]	30 x 10	45 x 15
Dimensions (L x W x H)	[mm]	930 x 528 x 802	930 x 528 x 802
DWB	[l/min]	2500	4000
DDB	[bar]	7	12
Material		Stainless steel	
Weight with bracket	[ap.kg]	95	95
Order no.		58970	58970



Grand Vulcan 30



Trumpet Jet 30

	Fresh Water	Pool Water	Sea Water
Grand Vulcan 30			
Trumpet Jet 30			

GRAND VULCAN 30 / TRUMPET JET 30

The Grand Vulcan and Trumpet Jet are multi jet nozzles. The single jets are clear and relatively wind stable.

The single jets of the Grand Vulcan 30 are arranged in a circle. They create a calyx.

The water patten of the Trumpet Jet 30 looks like a calyx with a strong middle water jet.

Product characteristics at a glance

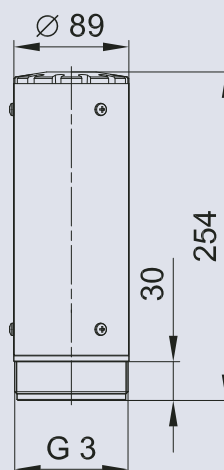
- Multi jet nozzle
- Water-level independent
- Modern stainless steel look



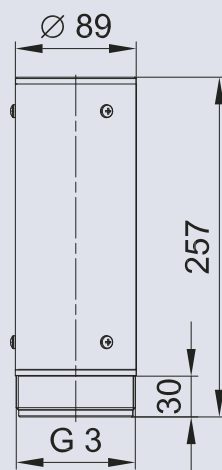
Grand Vulcan 30



Trumpet Jet 30



Grand Vulcan 30



Trumpet Jet 30

		Grand Vulcan 30		Trumpet Jet 30	
Dimensions (Ø x H mm)		89 x 254		89 x 257	
Fountain height		DWB	DDB	DWB	DDB
		l/min	bar	l/min	bar
3.00	[m]	450	0.45		
3.50	[m]	487	0.53		
4.00	[m]	520	0.61		
4.50	[m]	552	0.68		
5.00	[m]	582	0.76	363	1.00
6.00	[m]	638	0.92	397	1.20
7.00	[m]	689	1.07	429	1.40
8.00	[m]	737	1.23	459	1.68
9.00	[m]			487	1.85
10.00	[m]			513	2.05
Material – casing tube		Stainless steel		Stainless steel	
Material – nozzle insert		POM		POM	
Weight	[kg]	1.6		1.4	
Order no.		50376		50378	



	Fresh Water	Pool Water	Sea Water
Vulcan 43-3			
Vulcan 300/19-8			

VULCAN 43-3 SILVER, 300/19-8 SILVER

Whether small spray fountain or large water features, Vulcan nozzles generate a bundle of jets from 0.5 to 15 metres in height that fall in multiple stages. In this configuration the individual jets remain clear and relatively stable in wind.

Product characteristics at a glance

- Attractive multi-stage water pattern
- Precise full jets that are stable in wind
- Fountain height is continuously adjustable
- With Komet nozzles jet angles can be adjusted as well individually (Vulcan 300/19-8 Silver)
- Water-level independent
- Easy to clean

Vulcan 43-3 Silver



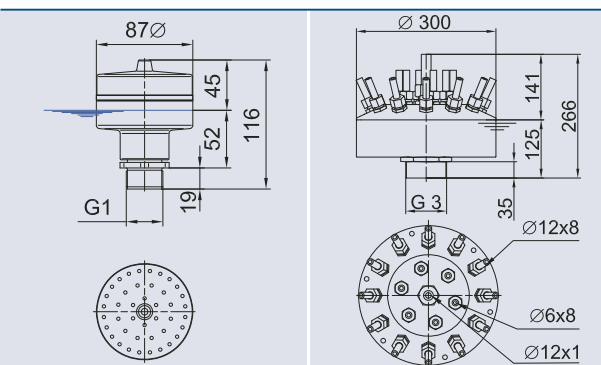
Vulcan 300/19-8 Silver



Accessories (must be ordered separately)

Order no.

Sleeve 10 silver (see page 230)	51018
Sleeve 15 silver (see page 230)	51019
Hexagon nipple 10 silver (see page 230)	51022
Hexagon nipple 30 silver (see page 230)	51025
Swivel connection 10 silver (see page 230)	51015
Adapter G 10 / NPT 10 (see page 230)	51026
Adapter G 30 / NPT 30 (see page 230)	51029



		Vulcan 43-3 Silver			Vulcan 300/19-8 Silver		
Dimensions (Ø x H mm)		87 x 116			300 x 256		
Fountain height		DSD	DWB	DDB	BWB	DWB	DDB
		m	l/min	bar	m	l/min	bar
0.50	[m]	0.40	42	0.10			
0.75	[m]	0.50	50	0.15			
1.00	[m]	0.65	60	0.20			
1.50	[m]	0.80	76	0.30			
2.00	[m]	1.10	90	0.40			
2.50	[m]	1.30	102	0.50			
3.00	[m]	1.50	112	0.60	variab.	339	0.38
3.50	[m]	1.70	121	0.76	variab.	368	0.44
4.00	[m]	2.00	130	0.88	variab.	394	0.50
5.00	[m]				variab.	442	0.64
6.00	[m]				variab.	485	0.77
7.00	[m]				variab.	525	0.90
8.00	[m]				variab.	562	1.03
9.00	[m]				variab.	597	1.16
10.00	[m]				variab.	630	1.29
11.00	[m]				variab.	662	1.42
12.00	[m]				variab.	692	1.56
13.00	[m]				variab.	720	1.69
14.00	[m]				variab.	749	1.82
15.00	[m]				variab.	776	1.96
Material		Tombac			Stainless steel Double Coated Brass		
Weight	[kg]	1.5			18.5		
Order no.		50766			50977		



	Fresh Water	Pool Water	Sea Water
Finger Nozzle 7-15 E			

FINGER NOZZLE 7-15 E

The Finger Nozzle 7-15 E generates seven clear single stream jets.

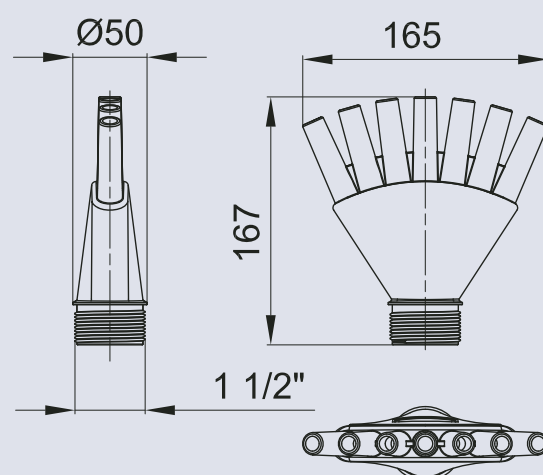
This stainless steel multi-jet nozzle is suitable for fresh water, pool water and sea water application. The water-level-independent and to a large extent wind stable water jets achieve a max. fountain height of 4 mtrs. Breathtaking and dynamic water patterns can be generated by combining the Finger Nozzle 7-15 E with the Multi Directional Drive II 3D/DMX/02 (51225).

Product characteristics at a glance

- 7 jet-fountain nozzle
- 10 mm jet diameter
- Wind-stable full jet
- Water level-independent

Finger Nozzle 7-15 E

NEW



Finger Nozzle 7-15 E

Accessories (must be ordered separately)	Order no.
Swivel connection 15 silver (see page 230)	51016
Sleeve 15 silver (see page 230)	51019
Adapter G 15 / NPT 15 (see page 230)	51027
Reducing sleeve 15 x 10 (see page 231)	51032
Reducing sleeve 20 x 15 (see page 231)	51030

Finger Nozzle 7-15 E				
Dimensions (L x W x H mm)		167 x 166 x 50		
Fountain height		DSD	DWB	DDB
		[m]	[l/min]	[bar]
1.00	[m]	2.70	150	0.10
2.00	[m]	4.70	200	0.21
3.00	[m]	5.20	250	0.35
4.00	[m]	7.40	300	0.48

DSD = Nozzle spray diameter DWB = Nozzle water demand
DDB = Nozzle pressure demand

Finger Nozzle 7-15 E		
Dimensions (L x H)	[mm]	167 x 166 x 50
outlet orifice	[mm]	7 x 10
inlet diameter	[inch]	1½
Water jet height up to	[m]	4
Material	Stainless steel 1.4404 (AISI 316L)	
Weight	[kg]	1.6
Order no.	51110	



	Fresh Water	Pool Water	Sea Water
Crown Nozzle			

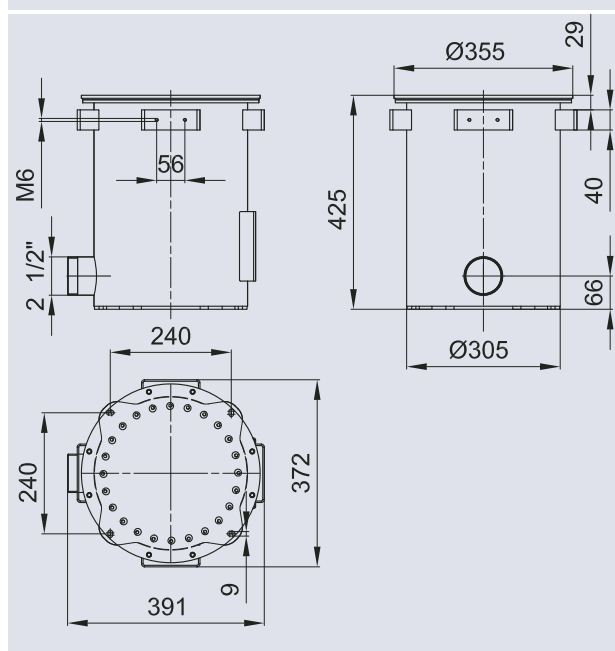
CROWN NOZZLE

The Crown Nozzle is a multi-jet nozzle. The 24 fixed, drilled in inclined direction nozzle outlets generate a majestic water pattern and thereby achieve a fountain height of up to 5 mtrs.

The Crown Nozzle gives out 24 clear and precise single jets each with a diameter of 6 mm. This stainless steel nozzle is suitable for fresh water and pool water application. The Crown Nozzle, in combination with the Varionaut pumps, creates spectacular and dynamic water patterns. More stunning and dynamic water images can be created by combining the crown nozzle and the Varionaut pump with additional VarioJet nozzles 42-15/55-20 (58906).

Product characteristics at a glance

- 24 x 6 mm precise full jets
- Water-level independent
- Stainless steel
- Sea water CrownNozzle on request



Crown Nozzle				
Dimensions (Ø x H mm)		355 x 425		
Fountain height		DSD	DWB	DDB
		[m]	[l/min]	[bar]
1.00	[m]	0.85	116	0.11
2.00	[m]	1.55	162	0.23
3.00	[m]	2.40	202	0.35
4.00	[m]	3.20	237	0.49
5.00	[m]	3.90	270	0.64
Material		Stainless steel 1.4301 (AISI 304)		
Weight [kg]		approx. 16		
Order no.		58907		



	Fresh Water	Pool Water	Sea Water
Rotating Nozzle			

ROTATING NOZZLE 5-15E AND 5-30E

Gracefully dancing fountains optimally enliven any water landscape and reach heights of up to 10 metres

Gentle rotating water patterns are generated by the recoil of the diagonally set nozzle pipes. With this rotating nozzle, 5 Comet nozzles that can be adjusted in all directions, rotate in a circle and creates a wide variety of wind-stable water pattern.

The ball bearing rotation mechanism ensures continuous trouble-free operation.

Product characteristics at a glance

- Rotating screw-shaped water pattern
- Precise full-jets
- Water-level independent



5-15 E



5-30 E



Accessories (must be ordered separately)

Order no.

Hexagon nipple 30 silver (see page 230)

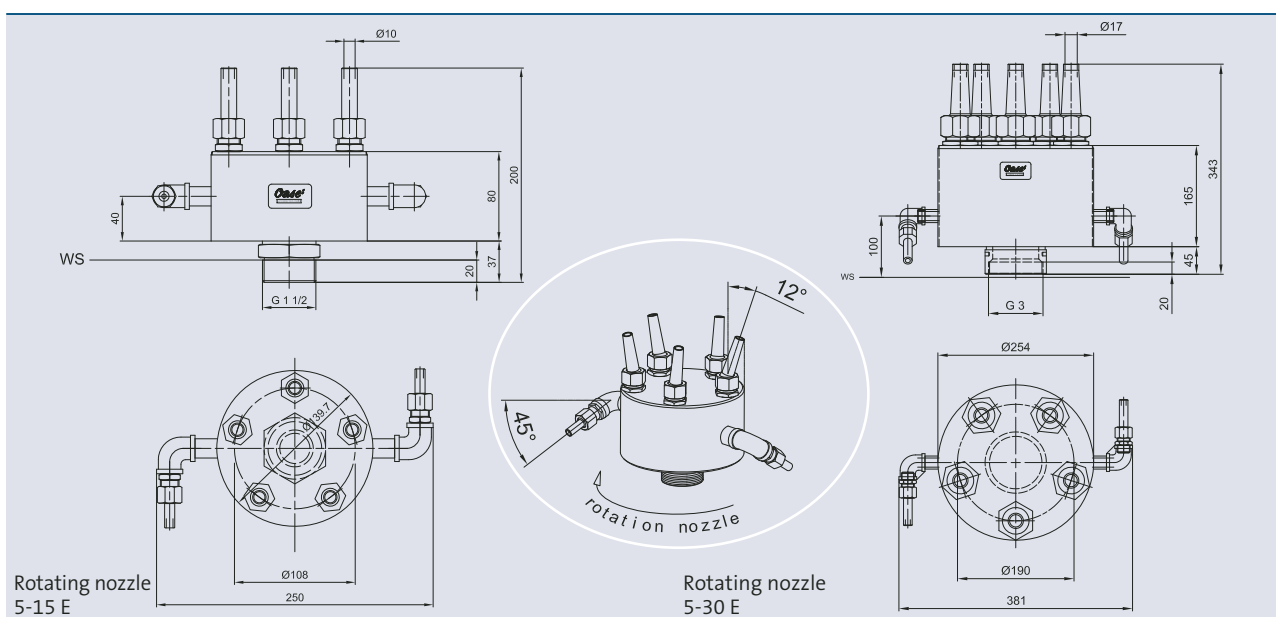
51025

Adapter G 15 / NPT 15 (see page 230)

51027

Adapter G 30 / NPT 30 (see page 230)







51029



Rotating Nozzle 5-15 E				
Dimensions (L x W x H) [mm]		110 x 70 x 34		
Max. Fountain height		SPB [m]	DWB [l/min]	DDB [bar]
1.00 [m]		2.0	141	0.25
1.25 [m]		2.4	158	0.31
1.50 [m]		3.1	173	0.38
1.75 [m]		3.5	187	0.44
2.00 [m]		4.0	199	0.50
2.50 [m]		4.4	223	0.63
3.00 [m]		5.0	244	0.76
3.50 [m]		5.6	264	0.89
4.00 [m]		6.0	282	1.01
Material		Stainless steel / Double coated brass		
Weight [kg]		2.88		
Order no.		50967		

Rotating Nozzle 5-30 E				
Dimensions (L x W x H) [mm]		150 x 100 x 49		
Max. Fountain height		SPB [m]	DWB [l/min]	DDB [bar]
1.00 [m]		var.	330	0.15
2.00 [m]		var.	500	0.30
3.00 [m]		var.	630	0.50
4.00 [m]		var.	740	0.60
5.00 [m]		var.	790	0.75
6.00 [m]		var.	875	0.90
7.00 [m]		var.	980	1.10
8.00 [m]		var.	1050	1.30
9.00 [m]		var.	1110	1.50
10.00 [m]		var.	1170	1.60
Material		Stainless steel / Double coated brass		
Weight [kg]		17.5		
Order no.		50473		



	Fresh Water	Pool Water	Sea Water
Schaumsprudler 35-10 E / 55-10 E / 55-15 E			
Schaumsprudler 75-20 Silver			

SCHAUMSPRUDLER 35-10 E TO 75-20 SILVER

The lively bubbling water pattern generated by the foam effect nozzles is the optimal accessory for watercourse inlets, stepped pool installations, or fountain installations with a water reservoir at a lower level.

By mixing air with water, the pattern appears to be extremely high-volume. Nevertheless the nozzles actually have a low water requirement. The beautiful soft foam jet offers a strong contrast to its environment.

As opposed to Cascade and Geyser nozzles, Schaumsprudler nozzles work independently of the water level so that fluctuations in the water level do not affect the water pattern.

Product characteristics at a glance

- High-contrast, lively water pattern
- Foam / spume effect
- Trouble-free continuous operation
- Offers oxygen enrichment
- Extensively wind-stable
- Water-level independent



35-10 E

55-10 E

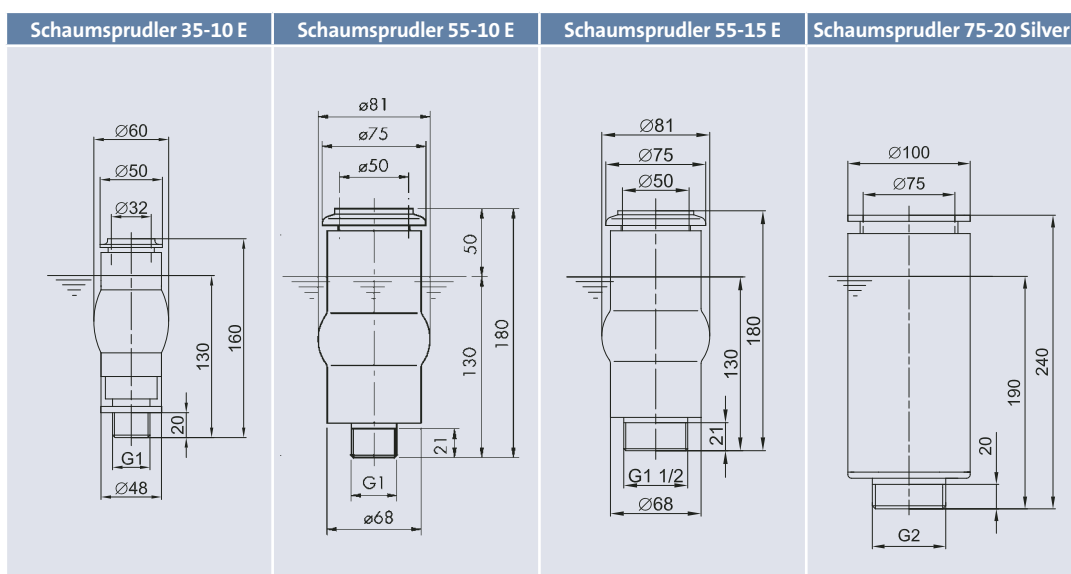


55-15 E

75-20 Silver


Accessories (must be ordered separately)	Order no.
Swivel connection 10 silver (see page 230)	51015
Swivel connection 15 silver (see page 230)	51016
Swivel connection 20 silver (see page 230)	51017
Sleeve 10 silver (see page 230)	51018
Sleeve 15 silver (see page 230)	51019
Sleeve 20 silver (see page 230)	51020

Accessories (must be ordered separately)	Order no.
Adapter G 10 / NPT 10 (see page 230)	51026
Adapter G 15 / NPT 15 (see page 230)	51027
Adapter G 20 / NPT 20 (see page 230)	51028
Reducing sleeve 15 x 10 (see page 231)	51032
Reducing sleeve 20 x 15 (see page 231)	51030
Swivel ball joint 10 (see page 231)	51165



		Schaumsprudler 35-10 E		Schaumsprudler 55-10 E		Schaumsprudler 55-15 E		Schaumsprudler 75-20 Silver	
Dimensions (Ø x H) [mm]		60 x 160		81 x 180		81 x 180		100 x 240	
Fountain height		DWB	DDB	DWB	DDB	DWB	DDB	DWB	DDB
		l/min	bar	l/min	bar	l/min	bar	l/min	bar
0.25	[m]	47	0.10	60	0.11				
0.50	[m]	55	0.14	84	0.21	125	0.11		
0.75	[m]	71	0.22	108	0.32	151	0.15		
1.00	[m]	80	0.28	122	0.40	176	0.19	328	0.20
1.25	[m]	89	0.34	134	0.49	198	0.24	367	0.24
1.50	[m]	97	0.40	145	0.58	217	0.28	401	0.29
1.75	[m]	104	0.46	156	0.66	235	0.33	433	0.34
2.00	[m]	111	0.52	166	0.75	252	0.38	463	0.39
2.50	[m]	123	0.65	184	0.92	282	0.48	518	0.49
3.00	[m]			200	1.09	310	0.58	567	0.58
3.50	[m]			216	1.27	335	0.67	612	0.68
4.00	[m]					359	0.77	655	0.78
4.50	[m]					381	0.87	695	0.87
5.00	[m]					402	0.97	733	0.97
6.00	[m]					441	1.16	803	1.17
7.00	[m]					477	1.36	868	1.33
8.00	[m]							928	1.56
9.00	[m]							965	1.75
10.00	[m]							1039	1.95
Material		Stainless steel 1.4301 (AISI 304)		Stainless steel 1.4571 (AISI 316Ti) / Brass		Double coated brass			
Weight	[kg]	0.5		1.2		1.4		4.3	
Order no.		50984		50986		50987		50768	

SCHAUMSPRUDLER 35-10 E





NOZZLES

CLASSIC



	Fresh Water	Pool Water	Sea Water
Cascade			

CASCADE 50 T TO CASCADE 130 T

These injector nozzles generate a lively full water pattern that changes depending on the water level and accentuates every public area.

Thanks to the injector effect, water and air are suctioned in, mixed intensively and accelerated into the air by the injector jet as an impressive soft flowing fountain. In this process a voluminous fountain that forms a point is generated with relatively low pump capacities.

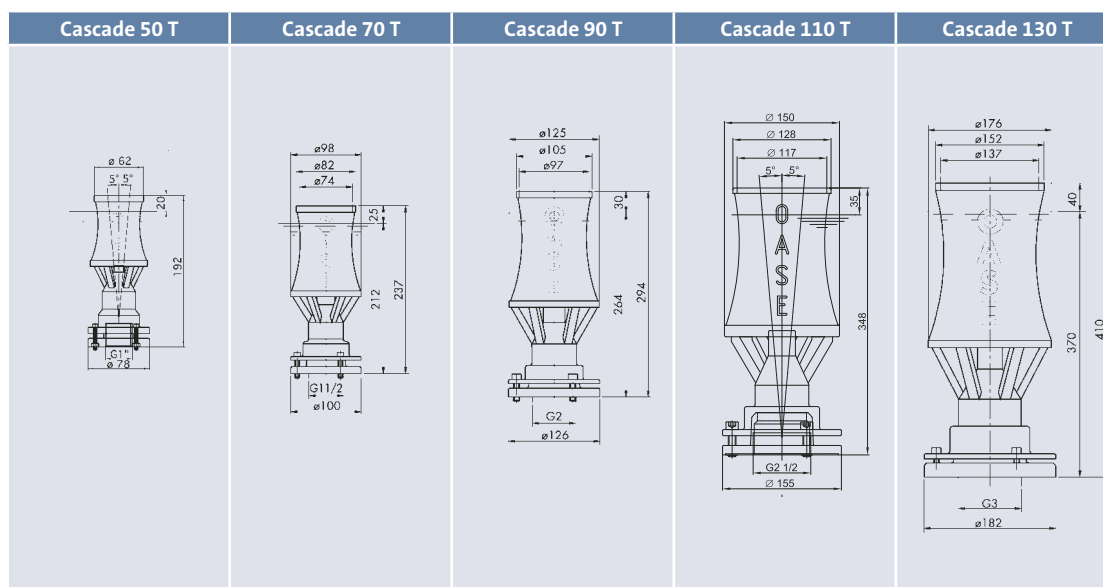
The foam effect nozzles work depending on the water level; they generate a slender and higher water pattern if the normal water level is not reached. If the normal water level is exceeded

the water pattern is fuller and lower. This effect is particularly interesting when there are strong wave movements; then the fountains really start to dance. In installations with a different water level, non-return valves should be provided, otherwise the water level will drop to injector height once the installation is switched off.

Product characteristics at a glance


- Lively water effect
- Foam/spume effect
- Offers oxygen enrichment
- Adjusting flange for alignment
- Water pattern is water-level dependent





		Cascade 50 T		Cascade 70 T		Cascade 90 T		Cascade 110 T		Cascade 130 T	
Dimensions (Ø x H mm)		78 x 192		100 x 237		125 x 294		149 x 346		176 x 410	
Fountain height		DWB	DDB	DWB	DDB	DWB	DDB	DWB	DDB	DWB	DDB
		l/min	bar	l/min	bar	l/min	bar	l/min	bar	l/min	bar
0.25	[m]	28	0.18								
0.50	[m]	34	0.26	79	0.27						
0.75	[m]	39	0.33	88	0.33	141	0.27				
1.00	[m]	43	0.41	97	0.40	157	0.33	236	0.36	379	0.36
1.50	[m]	51	0.57	111	0.53	184	0.46	279	0.48	437	0.48
2.00	[m]	58	0.73	124	0.66	208	0.58	317	0.60	488	0.60
2.50	[m]	69	1.04	136	0.79	229	0.71	351	0.72	534	0.72
3.00	[m]	74	1.20	147	0.92	249	0.83	382	0.84	577	0.84
4.00	[m]	79	1.36	166	1.18	284	1.08	437	1.07	654	1.07
5.00	[m]	88	1.68	184	1.44	315	1.34	486	1.34	723	1.34
6.00	[m]			200	1.71	344	1.59	531	1.55	786	1.55
7.00	[m]			215	1.97	370	1.85	572	1.79	845	1.79
8.00	[m]					395	2.10	611	2.04	900	2.04
10.00	[m]					441	2.61	682	2.52	1001	2.52
12.00	[m]							747	3.01	1094	3.01
14.00	[m]							806	3.50	1180	3.50
16.00	[m]									1260	3.99
18.00	[m]									1336	4.49
20.00	[m]									1408	4.99
Material		Tombac									
Weight	[kg]	1.0		2.4		3.6		7.0		11.0	
Order no. NPT		89051		89052		89053		89054		89055	
Order no.		50911		50912		50915		50916		50917	

CASCADE 130 T







	Fresh Water	Pool Water	Sea Water
Geyser			

GEYSER 20 T TO GEYSER 100 T

Like the Cascade nozzles, these injector nozzles also generate a water pattern that changes depending on water level, however the Geyser foam effect nozzles generate a slender, more cylindrical shaped fountain.

Thanks to the injector effect water and air are suctioned in, mixed intensively and accelerated into the air by the injector jet as an impressive soft flowing fountain. In this process a voluminous fountain is generated using relatively low pump capacities.


The foam effect nozzles that work depending on the water level generate a slender and higher water pattern if the normal water level is not reached. If

the normal water level is exceeded the water pattern is fuller and lower. This effect is particularly interesting when there are strong wave movements; then the fountains really start to dance.

In installations with a different water level, non-return valves should be provided, otherwise the water level will drop to injector height once the installation is switched off.

Product characteristics at a glance

- Lively water effect
- Foam / spume effect
- Offers oxygen enrichment
- Adjusting flange for alignment
- Water pattern is water-level dependent



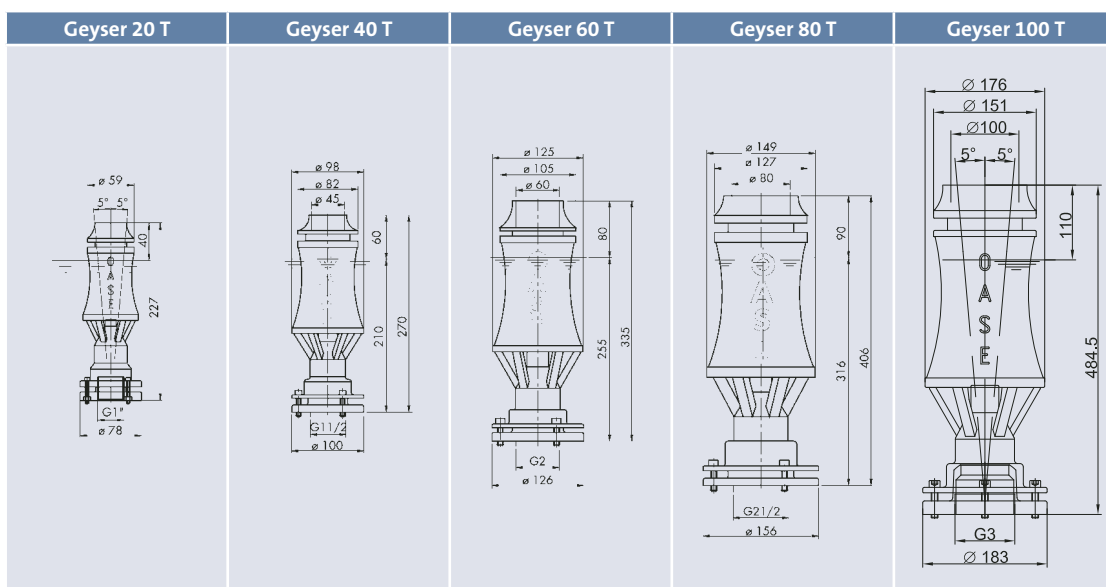
Geyser 20 T

Geyser 40 T

Geyser 60 T


Geyser 80 T

Geyser 100 T



		Geyser 20 T		Geyser 40 T		Geyser 60 T		Geyser 80 T		Geyser 100 T	
Dimensions (Ø x H mm)		78 x 227		98 x 270		125 x 335		156 x 406		182 x 480	
Fountain height		DWB	DDB	DWB	DDB	DWB	DDB	DWB	DDB	DWB	DDB
		l/min	bar	l/min	bar	l/min	bar	l/min	bar	l/min	bar
0.50	[m]	30	0.20	82	0.27	128	0.24				
0.75	[m]	33	0.25	89	0.31	140	0.29				
1.00	[m]	37	0.30	95	0.35	151	0.34	242	0.37		
1.50	[m]	42	0.39	105	0.43	171	0.43	273	0.47		
2.00	[m]	47	0.49	115	0.52	189	0.53	301	0.57	459	0.56
2.50	[m]	52	0.59	124	0.60	205	0.62	327	0.67	497	0.66
3.00	[m]	56	0.69	133	0.69	220	0.72	350	0.77	532	0.75
4.00	[m]	64	0.89	149	0.86	247	0.91	394	0.97	596	0.94
5.00	[m]	71	1.08	163	1.03	272	1.09	433	1.18	653	1.13
6.00	[m]	77	1.28	176	1.20	295	1.29	469	1.38	707	1.33
7.00	[m]			188	1.38	316	1.57	503	1.59	757	1.52
8.00	[m]			199	1.55	336	1.67	534	1.79	803	1.71
10.00	[m]					373	2.06	593	2.21	890	2.10
12.00	[m]					407	2.44	646	2.62	969	2.49
14.00	[m]							696	3.04	1043	2.89
16.00	[m]							742	3.46	1112	3.28
18.00	[m]							786	3.88	1178	3.68
20.00	[m]							828	4.30	1240	4.08
25.00	[m]									1386	5.09
30.00	[m]									1519	6.12
Material		Tombac									
Weight	[kg]	1.5		3.2		5.3		9.3		16.2	
Order no. NPT		89023		89024		89025		89026		89027	
Order no.		50991		50992		50993		50994		50995	

GEYSER 80 T





NOZZLES

CLASSIC



	Fresh Water	Pool Water	Sea Water
Mylar Lace			

MYLAR LACE FOUNTAINS SYSTEMS

OASE-mylar lace fountain systems represent an interesting design element in fountain technology. As the water is running noiselessly and nearly without splashing downwards along the special mylar laces, many possible applications are possible.

Indoors the mylar lace fountain can divide a room or form a glittering curtain as an architectural feature.

OASE mylar fountains basically consist of a bottom water reservoir and a top water distribution system with a multitude of mylar nozzles and the corresponding number of adjustable transparent mylar laces. The water reservoir comprises the complete technology - such as pump, overflow drain, freshwater refill, power supply, the mylar lace conduction plate and the underwater lights.

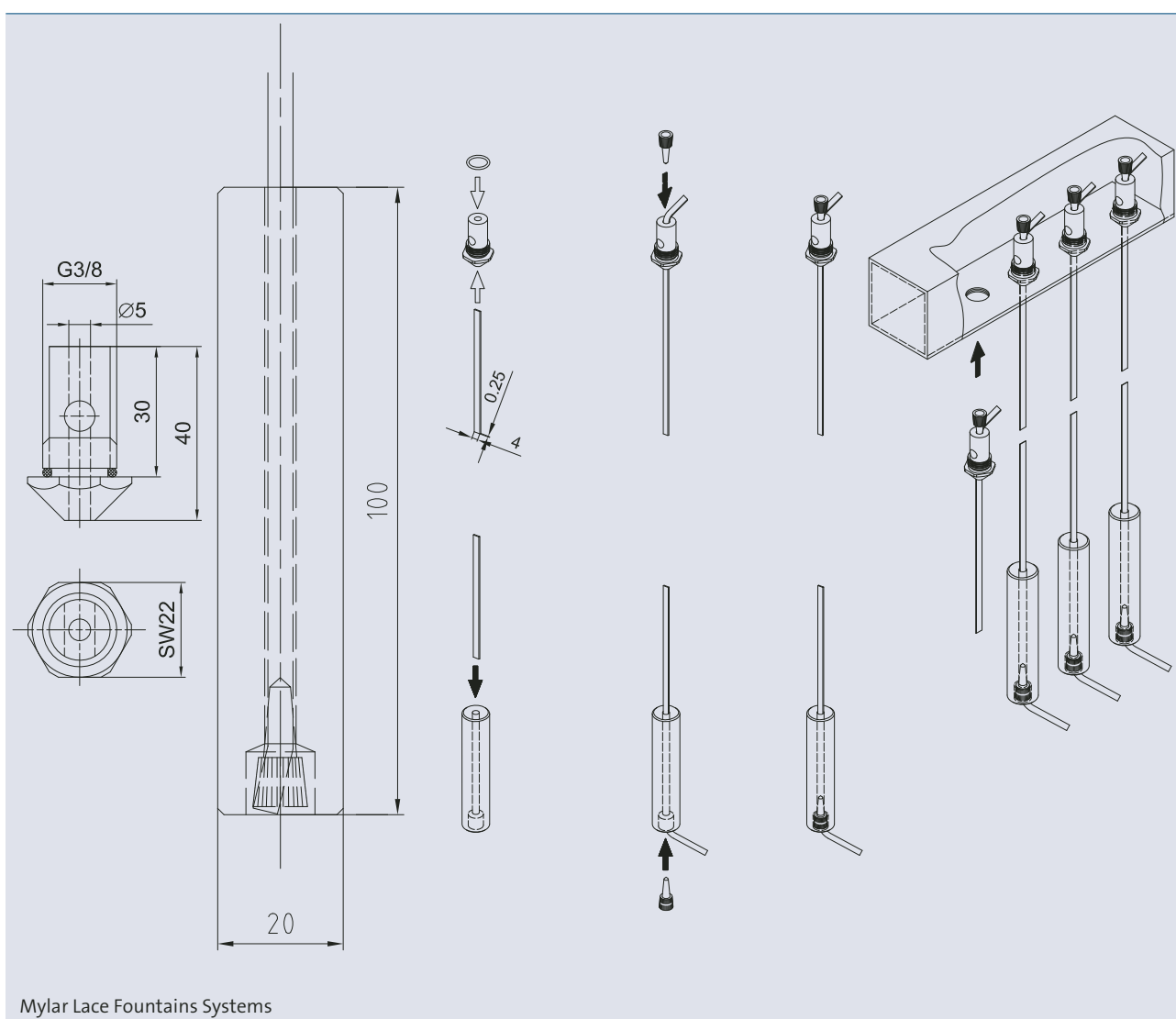
The OASE accessory program also offers other components like a water treatment with the installation of water softener, filtering and dosing plant.

Product characteristics at a glance

- Attractive design concept
- Remarkable room divider
- Effective room humidifier



Mylar Lace Fountains Systems



	Nozzle for Mylar Lace Typ FDSW22/MS	Mylar Lace Typ MF 4/025	Lace Weight, Typ FG 20/100MS
Dimensions (L x W x H) [mm]	22 x 22 x 40	4 x 0.25 x 150000	20 x 20 x 100
Water demand [l/min]	0.5	—	—
Material	Brass	Mylar lace	Brass
Weight [kg]	0.1	0.15	0.2
Order no.	52218	52219	52220

OASE INNOVATION CENTER

Location: Hörstel

Appealing design and
functionality:

The new MIDI/MAXI
floating fountains.

OASE reference object



FLOATING FOUNTAINS

FOUNTAINS ARE NOT ONLY AN ATTRACTIVE HIGHLIGHT FOR ANY BODY OF WATER, THEY ARE ALSO HEALTHY FOR THE BIOLOGICAL BALANCE

Floating fountains conjure up impressive water effects wherever standing aggregates are difficult to install: If there are fluctuating water levels, excessive water depths, or on muddy pond floors. Thanks to easy installation they can also be implemented on short notice, or the water pattern can be changed as desired.

The floating fountains stay on the surface without tipping, thanks to robust float elements. The foamed float element ensures ideal buoyancy of the floating fountains. Only the nozzle and the surface of the float element are visible; the technology remains concealed underwater.

Various easily interchangeable fountain nozzles are available for custom design of the water pattern of the floating fountains. LED illumination sets give the fountains a fascinating appearance in the evening hours.

OASE floating fountains make an additional contribution by enriching the oxygen in the body of water; a contribution toward the reduction of algae.



Appealing design and functionality combined – with floating fountains from OASE.

• Floating fountains

Pond-Jet	page 68
MIDI II/MAXI II	page 70
Fountain attachments	page 72
Illumination sets	page 74



Pond-Jet with Pond-Jet-Nozzle



Schaumsprudler 35-10 E

	Fresh Water	Pool Water	Sea Water	220-240 V	400 V	110-120 V	50 Hz	60 Hz
Pond-Jet 57075								
Pond-Jet 54019								

POND-JET

Thanks to the Pond-Jet floating fountain pump, decorative fountains can easily and quickly be achieved without any complex installation.

Neither the depth of the water, nor a pond base that is very dirty or difficult to access are of significance here. Perfect for use at short notice.

Product characteristics at a glance

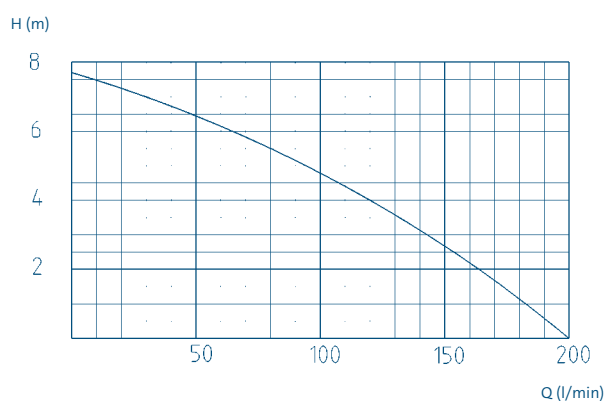
- Ready-to-connect complete aggregate, consisting of pump, float element, and Pond-Jet-nozzle with 1"-thread
- Clearly structured fountain height and spray diameter of 3 metres
- Minimum water depth in clear water is 1 m; for a muddy pond floor the minimum depth is 1.5 m
- Lighting set and additional nozzle patterns are available as accessories

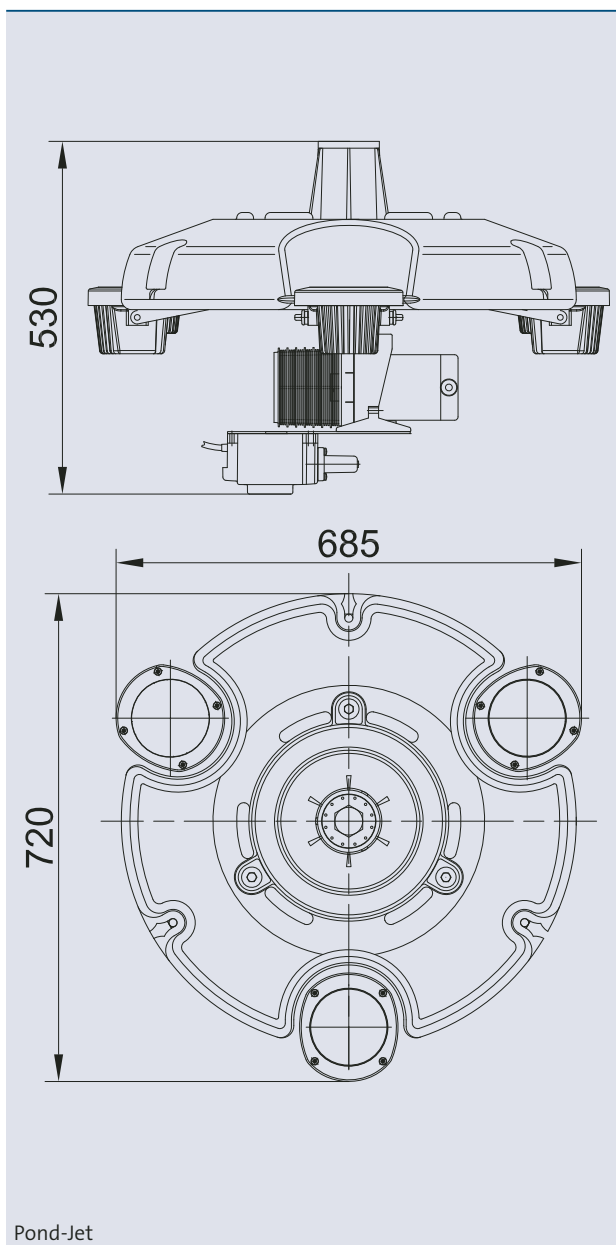


Pond-Jet



Pump performance curve





Accessories (must be ordered separately)



Illumination Set Pond-Jet

LunAqua 10 with 50 W each	3 x	3 x
Stainless steel holder	3 x	3 x
Transformer 150 VA	1 x	1 x
Cable length	20.0 [m]	75 [ft.]
Order no.	57083	51071

Fountain attachment with 1" thread for attachment to the multi-function nozzle

Schaumsprudler 35-10 E

Fountain height [cm]	140
Order no.	50984

Pond-Jet		
Dimensions (Ø x H)	[mm]	670 x 540
Rated voltage	[V/Hz]	220 - 240 / 50
Power consumption	[W]	270
Flow Rate max.	[l/min.]	200
Flow Rate max.	[l/h]	12000
Head height max.	[m]	7.7
Pressure-side connection	[inch]	1"
Spray height	[m]	3.0
Filter surface area	[cm²]	650
Cable length	[m]	20.0
Weight	[kg]	approx. 11.0
Order no.		57075

Pond-Jet		
Dimensions (Ø x H)	[ft]	2.2 x 1.8
Operating Voltage	[V / Hz]	110-120 / 60
Power Consumption	[W / A]	260 / 2.2
Flow Rate max.	[gpm]	40
Flow Rate max.	[gph]	2400
Head Height max.	[ft.]	28
Nozzle Connection	[in.]	1
Pattern Height max.	[ft.]	10
Pattern Width max.	[ft.]	10
Cable length	[ft.]	75
Weight	[lbs.]	16.8
Order no.		54019



	Fresh Water	Pool Water	Sea Water	220-240 V	400 V	110-120 V	50 Hz	60 Hz
MIDI II 1.1 kW / 230 V								
MAXI II 4.0 kW / 400 V								
MIDI II 2HP / 230 V 60 Hz								
MAXI II 5HP / 3-Phase								

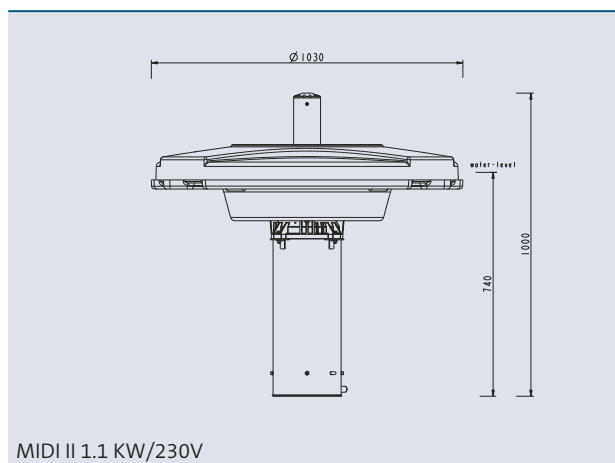
FLOATING FOUNTAIN MIDI II / MAXI II

Product characteristics at a glance

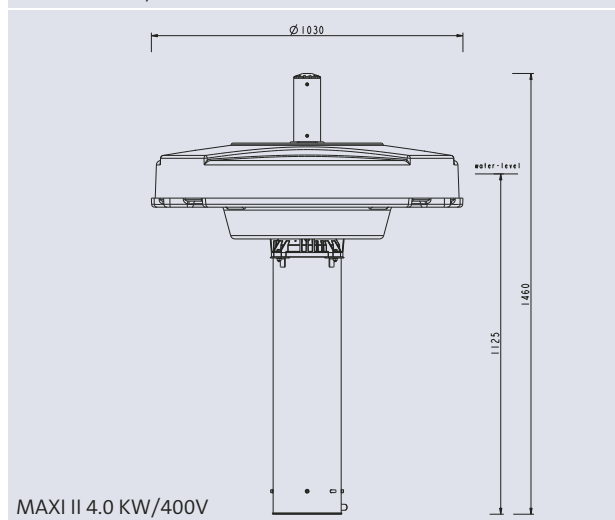
- Models from 1.1 to 4.0 KW and 2 HP to 5 HP
- Complete, ready-to-connect fountain in different motor horse powers
- Four easy-change nozzle patterns with 3" standard threads
- Foamed float for extraordinary stability and minimum noise
- Stainless steel pump basket
- Mounting set included
- Optional lighting set



MIDI II 1.1 KW/230V



MIDI II 1.1 KW/230V



MAXI II 4.0 KW/400V

Easy to install, low-maintenance and with an attractive design: The MIDI/MAXI floating fountain features for interesting water effects both day and night.

Three different motor power outputs with confirming to standards earthed plugs (230 V) and motor circuit breaker or CEE plug (400 V) offer solutions for different bodies of water and conditions. Optimised water pressure creates impressive heights for the four available nozzle patterns with 3" standard threads for fast changing. The easy-to-install LunAqua 10 LED/01 illumination set provides for impressive illumination of the water features with a height of up to 16.5 m.



Schuko plugs + control box The 230V version is delivered ready for operation with control box and Schuko connector.



CEE-connector + protection switch The 400V version comes with a ready-to-connect, 5-pole CEE connector and motor protection switch



	MIDI II 1.1 KW/230V	MAXI II 4.0 KW/400V		MIDI II 2HP/230V 60Hz	MAXI II 5HP/3-Phase
Dimensions incl. Nozzle (Ø x H)	[mm] 1030x 1000	1030 x 1460	[in.]	46 x 28	46 x 38
Motor power	[kW] 1.1	4.0	[W/A]	2749 / 13.2	3738 / 19.8
Pump output	[l/h] 22000	39000	[l/h]		
Minimum water depth	[mm] 1000	1250	[ft.]	3	4
Protection class	IP 68	IP 68		IP 68	IP 68
Rated current (230V/400V)	[A] 7.3	9.6	[W/A]	2749 / 13.2	3738 / 19.8
Voltage	[V/Hz] 230 AC / 50	400 AC / 50	[V/Hz]	230 / 60	208-230 / 60
Weight	[kg] 43	60	[lbs]	88	132
Pump cable set (length)	[m] 50	50	[ft.]	600	450
Order no.	50365	50371		50372	50374


MIDI II / MAXI II FOUNTAIN ATTACHMENTS



Geyser Jet 30

High Jet 30

Fresh Water	Pool Water	Sea Water



Geyser Jet 30

High Jet 30

Fountain attachments	1 Geyser Jet 30		2 High Jet 30	
Pump power	1.1 kW/230 V	4 kW/400 V	1.1 kW/230 V	4 kW/400 V
Fountain height (total) [m]	5.0	12.0	9.0	16.5
Fountain height (1st step) [m]	–	–	–	–
Nozzle spray diameter [m]	1.7	2.7	3.0	3.5
Order no.	50377		50375	

All MIDI/MAXI attachments comes with 3"-thread.

Please find more information on our nozzles on page 32.



3



4



3




4

Grand-Vulcan 30

Trumpet Jet 30

Fresh Water	Pool Water	Sea Water



Grand-Vulcan 30

Trumpet Jet 30

Fountain attachments	3 Grand Vulcan 30		4 Trumpet Jet 30	
Pump power	1.1 kW/230 V	4 kW/400 V	1.1 kW/230 V	4 kW/400 V
Fountain height (total) [m]	3.0	7.0	5.0	9.5
Fountain height (1st step) [m]	–	–	1.2	2.5
Nozzle spray diameter [m]	4.0	6.8	4.0	7.5
Order no.	50376		50378	

All MIDI/MAXI attachments comes with 3"-thread.

Please find more information on our nozzles on page 40.



	Fresh Water	Pool Water	Sea Water	220-240 V	400 V	110-120 V	50 Hz	60 Hz	12 V AC	24 V DC	DMX	DMX/RDM	Plug and Spray
Illumination Set Pond-Jet 57083													
Illumination Set Pond-Jet 51071													
Illumination Set MIDI/MAXI/AirFlo													

ILLUMINATION SETS POND-JET / MIDI II / MAXI II

ILLUMINATION SET POND-JET






Illumination Set Pond-Jet

ILLUMINATION SET MIDI II / MAXI II



Illumination Set MIDI / MAXI / AirFlo LED/01



Illumination Set Pond-Jet	Illumination Set Pond-Jet	Illumination Set MIDI/MAXI/AirFlo LED/01
 <p>This illumination set includes three LunAqua 10 halogen spotlights and comes with UST 150 transformes, cables and a special mounting kit.</p> <p>By this, it is very easy to retrofit.</p>	 <p>This illumination set includes three LunAqua 10 halogen spotlights and comes with UST 150 transformes, cables and a special mounting kit.</p> <p>By this, it is very easy to retrofit.</p>	 <p>For an impressive floating fountain even at night – as easy as our proven MIDI/MAXI/ AirFlo system, we offer you a LED version of our illumination kit with three spotlights each. A unique connection system makes it very easy to install the spotlights on the float. The UST 150 transformer is mounted easily to the pump basket directly.</p>
Set of 3 Halogen	Set of 3 Halogen	Set of 3 LED
3 x LunAqua 10, each with a 50 W halogen bulb	3 x LunAqua 10, each with a 50 W halogen bulb	3 x LunAqua 10 LED, each with a 10 W LED bulb
3 x Light mounting brackets	3 x Light mounting brackets	3 x Light mounting brackets
1 x Special stainless steel holder for fastening the transformer	1 x Special stainless steel holder for fastening the transformer	3 x Special stainless steel holder for fastening the transformer
1 x Safety transformer 150 VA, 230 V-12 V, 50 Hz incl. 20.0 m cable	1 x Safety transformer 150 VA, 120 V-12 V, 60 Hz incl. 75 ft. cable	1 x Safety transformer 150 VA, 230 V-12 V, 50 Hz incl. 50.0 + 2.0 m cable
Order no. 57083	51071	50479

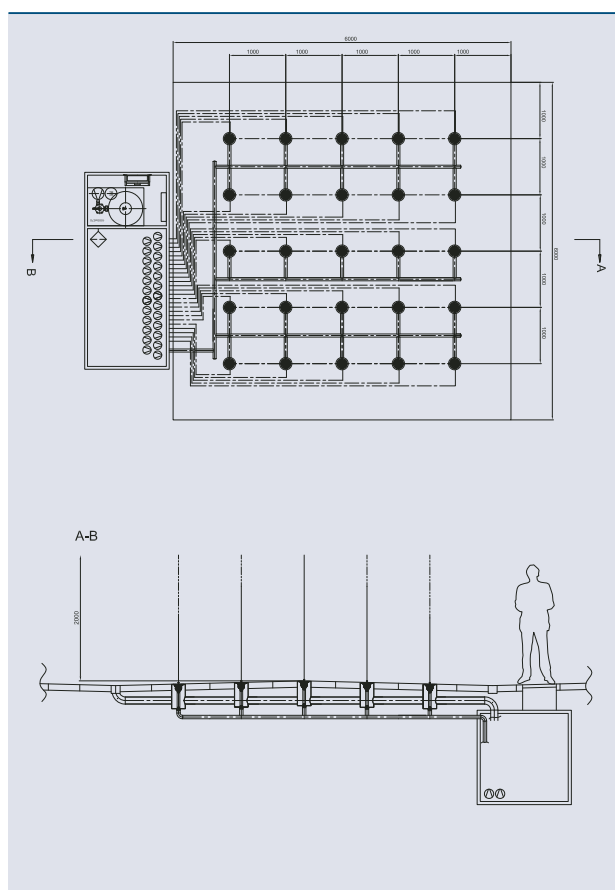


SYSTEM – EXAMPLE »MATRIX 25«

Fun for everyone: Five times five pumps, each with Komet nozzles and LED spotlights can be individually controlled via DMX technology and to create an interactive water experience. The Nozzle Chambers make an invisible and easy installation possible. Such a matrix can generate different water compositions such as a pyramid or a suspended carpet in a wide variety of colours.

The following OASE products are used amongst others:

- Varionaut 150
- ProfiPlane
- Comet
- Nozzle Chamber Single
- WECS II



PUMPS BRING WATER INTO ACTION

CONTROLLABLE PUMPS

CLASSIC PUMPS

Pumps ensure that we can take pleasure in the never-ending play of water; they enable fountains, water features, water-courses, and water falls to come alive.

OASE offers the suitable pump for any requirement; the innovative controllable Varionaut-pumps or the classic pump. The new generation of Varionaut-pumps are DMX/RDM controlled and can send information back to the control panel, e.g. running time and electronic temperature. These status requests require remote diagnosis and remote maintenance which are the service concept of the future.

This individually regulated pumps create dynamic water effects. The combination of Varionaut pumps with Jumping Jets or Varionaut pumps with VarioJets interfere different effects to total new charmer effects.



• Controllable Pumps

Varionaut page 78

• Classic Pumps

Water feature pumps page 86

Universal pumps page 90

Block centrifugal pumps page 92

Submersible motor-driven pumps page 94



	Fresh Water	Pool Water	Sea Water	220-240 V	400 V	110-120 V	50 Hz	60 Hz	12 V AC	24 V DC	DMX	DMX/RDM	Plug and Spray
Varionaut 90 24V/DMX/02													
Varionaut 1 /A/DMX/01													

VARIONAUT 90 24V/DMX/02, VARIONAUT 1

A 24 V/DC indoor and outdoor fountain pump which is suitable for underwater application directly below the nozzles. It fulfills the national regulations of DC current up to 30 V. Any single pump can be individually regulated and controlled via the DMX connection. That way dynamic water effects can be created easily.

The Varionaut 90 itself produces water displays of up to 2.00 m height – in combination with Comet 5-8 Silver nozzles. It comes with a high-quality stainless steel filter housing, along with 2 connection boxes for the 24 V power supply (only the Varionaut 90) and DMX data source. Through this special connection technology, wiring by hand is no longer necessary. Spotlights and other consumer

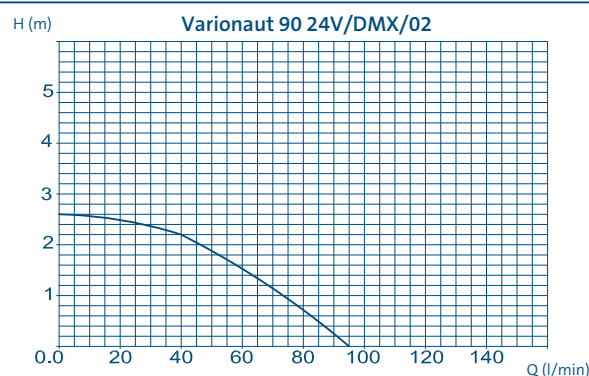
loads (e.g. LED spotlights) can be connected easily to DMX/RDM of the pump.

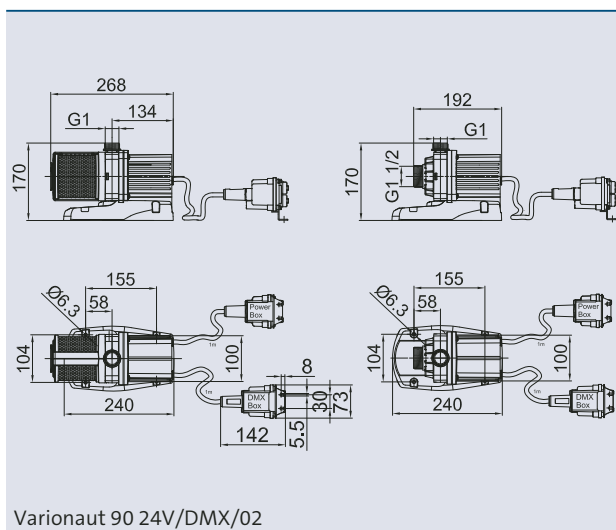
Product characteristics at a glance

- 24 Volt DC continuous current indoor and outdoor fountain pump
- Can be placed directly below the nozzles in the water as DC up to 30V/DC is approved by national regulations
- Suitable for wet or dry installation
- Power consumption of max. 60 W
- Reverse polarity protection
- 1 m power cable with power box (only 50665) and 1 m DMX cable with DMX box
- Frost protected up to -20° C
- IP 68 rated



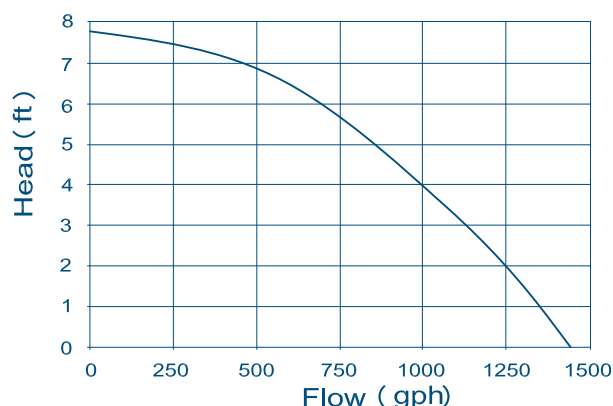
Varionaut 90 24V/DMX/02





Varionaut 90 24V/DMX/02

Varionaut 1 /A/DMX/01



To operate the Varionaut 90 or Varionaut 1/A an OASE Easy Control or OASE WECS is required (not included).


Accessories (must be ordered separately)

Comet 5-8 Silver (see page 32)	50762
Comet 5-8 T (see page 34)	50964

Connecting cable DMX/01 (see page 144)	Order no.
Connecting cable DMX/1.0 m/01	12368
Connecting cable DMX/3.0 m/01	12369
Connecting cable DMX/5.0 m/01	12371
Connecting cable DMX/10.0 m/01	12372
Connecting cable DMX/20.0 m/01	12373
End Resistant for Bus-System DMX/01	12007

Connecting cable 24V DC/01 (see page 142)	Order no.
Connecting cable 24V DC /1.0 m/01	12762
Connecting cable 24V DC /3.0 m/01	12552
Connecting cable 24V DC /7.5 m/01	12553
Connecting cable 24V DC /15.0 m/01	11720
PowerBox 24 V DC / 01 (see page 142)	50493
Underwater power supply 250/24 V/01 (see page 152)	50733
WECS II 512 (see page 156)	56491
WECS II 1024 (see page 156)	56492
WECS II 2048 (see page 162)	56507

	Varionaut 90 /24V/DMX/02		Varionaut 1 /A/DMX/01	
Motor Type/ Electronic	24V DC EC-Motor, DMX controlled		24V DC EC-Motor, DMX controlled	
Hmax	[m]	2.60	[ft]	8.00
Qmax	[l/min]	95	[gph]	1430
Power max.	[W]	60	[W]	60
Dynamic behaviour speed: (time to reach full fountain height from 0 – 100 %) with comet 5-8	[s]	0.60	[s]	0.60
Qmin (offset mode – DMX 0)	[l/min]	26	[gph]	412
Max. Powering up / min. Off time	[s]	1 x per minute / 10	[s]	1 x per minute / 10
Nominal voltage	[V/DC]	24	[V/DC]	24
Immersion depth max.	[m]	4	[ft]	13.10
Protection class		IP 68		IP 68
Dimensions incl. filter (LxWxH)	[mm]	268 x 142 x 170	[inch]	10.60 x 5 x 6.70
Suction side connection	[inch]	1 ½	[inch]	1 ½
Pressure side connection	[inch]	1	[inch]	1
Weight	[kg]	3.70	[lb]	8
Filter housing		Plastic / stainless steel 1.4301 (AISI 304)		Plastic / stainless steel 1.4301 (AISI 304)
Filter surface	[cm²]	200	[sq.ft]	0.21
Pump housing		Plastic		Plastic
Input DMX		1 m BUS cable with DMX box		3 ft BUS cable with DMX box
Input power		1 m power cable with power box		20 ft power cable without power box
Number of DMX channels		2 channels (control channel, speed channel)		2 channels (control channel, speed channel)
Environmental conditions: submersible application	[°C]	Water temperature: min. 4 to max. 35	[°C]	Water temperature: min. 4 to max. 35
Environmental conditions: dry application	[°C]	Ambient temperature: max. 30 with natural convection, max. 40 with forced convection, no direct sun exposure permitted	[°C]	Ambient temperature: max. 30 with natural convection, max. 40 with forced convection, no direct sun exposure permitted
Order no.		50136		50309



	Fresh Water	Pool Water	Sea Water	220-240 V	400 V	110-120 V	50 Hz	60 Hz	12 V AC	24 V DC	DMX	DMX/RDM	Plug and Spray
Varionaut 150 24V/DMX/02													

VARIONAUT 150 24V/DMX/02

The Varionaut 150 24V/DMX/02 is a DMX-RDM compatible 24 Volt DC pump. It fulfils national regulations of DC continuous current up to 30 V which permits this pump to be used directly below the nozzles in the pool. This individually regulated pump creates dynamic water effects. The Varionaut 150 24 V itself produces fountains of up to 3.1 m height in combination with Comet 10-12 T nozzles.

The Varionaut 150 24V is the big sister of the Varionaut 90 24V. It comes with a high-quality stainless steel filter housing, along with 2 connection boxes for (only 50665) the 24 V power

supply and DMX/RDM data source. Through this special connection technology, wiring by hand is no longer necessary (only 50665). Spotlights and other consumer loads (e.g. LED spotlights) can be connected easily to DMX/RDM of the pump.

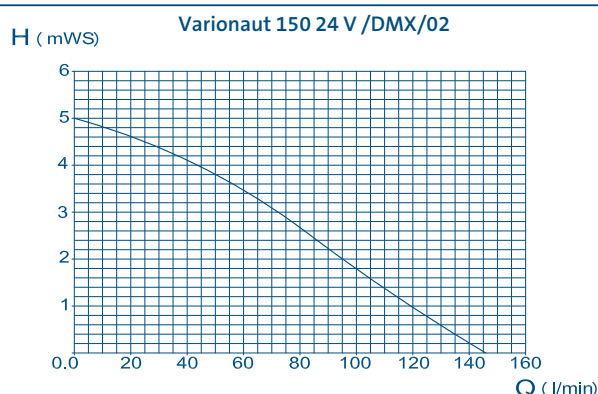
Product characteristics at a glance

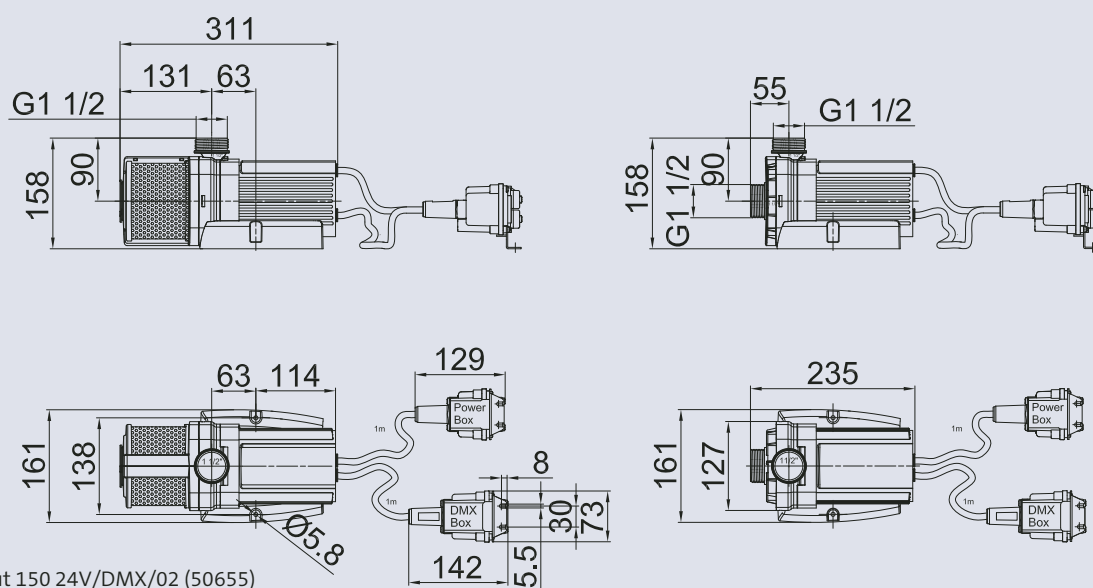
- 24V / DC fountain pump for indoor and outdoor application
- Suitable for wet installation
- Power consumption of max. 120 W
- Reverse polarity protection
- With 1 m BUS and power cable, each with a connection box (only 50665)
- Frost protected up to -20° C
- All parts IP 68 rated

INNOVATION – MADE BY OASE



Varionaut 150 24V/DMX/02





Varionaut 150 24V/DMX/02 (50655)

To operate the Varionaut 150 24 V an OASE Easy Control or OASE WECS is required (not included).

Accessories (must be ordered separately)

Comet 10-12 T (see page 34)	50968
Reducing Sleeve 15x10 (see page 231)	51032
Connecting cable DMX/01 (see page 144)	Order no.
Connecting cable DMX/1.0 m/01	12368
Connecting cable DMX/3.0 m/01	12369
Connecting cable DMX/5.0 m/01	12371
Connecting cable DMX/10.0 m/01	12372
Connecting cable DMX/20.0 m/01	12373
End Resistant for Bus-System DMX/01	12007

Connecting cable 24V DC/01 (see page 142)	Order no.
Connecting cable 24V DC /1.0 m/01	12762
Connecting cable 24V DC /3.0 m/01	12552
Connecting cable 24V DC /7.5 m/01	12553
Connecting cable 24V DC /15.0 m/01	11720
PowerBox 24 V DC / 01 (see page 142)	50493
Underwater power supply 250/24 V/01 (see page 152)	50733
WECS II 512 (see page 156)	56491
WECS II 1024 (see page 156)	56492
WECS II 2048 (see page 162)	56507

	Varionaut 150 24V/DMX/02		Varionaut 150 24V/DMX/02	
Motor Type/ Electronic	24V DC EC-Motor, DMX Controlled (DMX-RDM enabled)		24V DC EC-Motor, DMX Controlled (DMX-RDM enabled)	
Hmax	[m]	5	[ft]	16.40
Qmax	[l/min]	145	[gph]	2298.30
Power max.	[W]	120	[W]	120
Dynamic behaviour speed: (time to reach full fountain height from 0 – 100 %) with comet 5-8	[s]	1	[s]	1
Qmin (offset mode – DMX 0)	[l/min]	22	[gph]	348
Max. Powering up / min. Off time	[s]	1 x per minute / 10 s	[s]	1 x per minute / 10 s
Nominal voltage	[V/DC]	24	[V/DC]	24
Immersion depth max.	[m]	4	[ft]	13.10
Protection class		IP 68		IP 68
Dimensions incl. filter (LxWxH)	[mm]	311 x 161 x 158	[inch]	12.20 x 6.30 x 6.20
Suction side connection	[inch]	1 ½	[inch]	1 ½
Pressure side connection	[inch]	1 ½	[inch]	1 ½
Weight	[kg]	5	[lb]	11
Filter housing		Plastic / stainless steel 1.4301 (AISI 304)		Stainless steel / plastic
Filter surface	[cm²]	ca. 220	[sq.ft]	0.24
Pump housing		Plastic		Plastic
Input DMX		1m BUS cable with DMX box		3.28 ft. BUS cable with DMX box
Input power		1m 24V power cable with power box		20 ft power cable without plug (R&D)
Number of DMX channels		2 channels (control channel, speed channel)		2 channels (control channel, speed channel)
Environmental conditions: submersible application	[°C]	Water temperature: min. 4 to max. 35	[°C]	Water temperature: min. 4 to max. 35
Environmental conditions: dry application	[°C]	Ambient temperature: max. 30°C with natural convection, max. 40 with forced convection, no direct sun exposure permitted	[°C]	Ambient temperature: max. 30°C with natural convection, max. 40 with forced convection, no direct sun exposure permitted
Order no.		50665		57650



	Fresh Water	Pool Water	Sea Water	220-240 V	400 V	110-120 V	50 Hz	60 Hz	12 V AC	24 V DC	DMX	DMX/RDM	Plug and Spray
Varionaut 150/DMX/02													

VARIONAUT 150/DMX/02

The 230 Volt – alternating current – version of the Varionaut manages to connect to a Comet 10-12 T shoot to height of up to 3.50 m. Any single pump can be individually regulated and controlled by the DMX connection. With this dynamic water effects can be created easily.

The Varionaut 150/DMX/02 (50343) comes with a power connection cable of 10 m and a DMX cable of 1 m. With these special connection boxes, hand wiring is no longer necessary. Spotlights and other consumer loads (eg. LED spotlights) can easily be connected to the DMX of

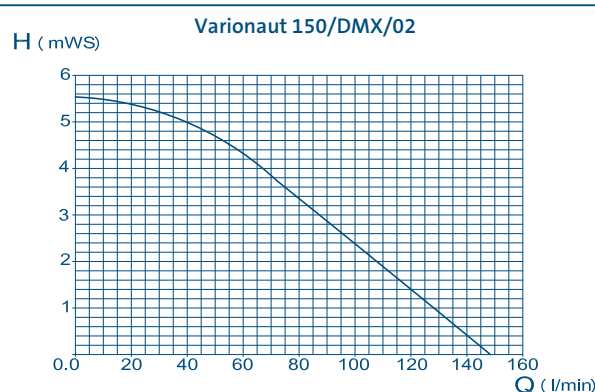
the pump. The Varionaut 150/DMX/02 has a power consumption of 130 W and a power supply of AC 220-240V 50/60Hz.

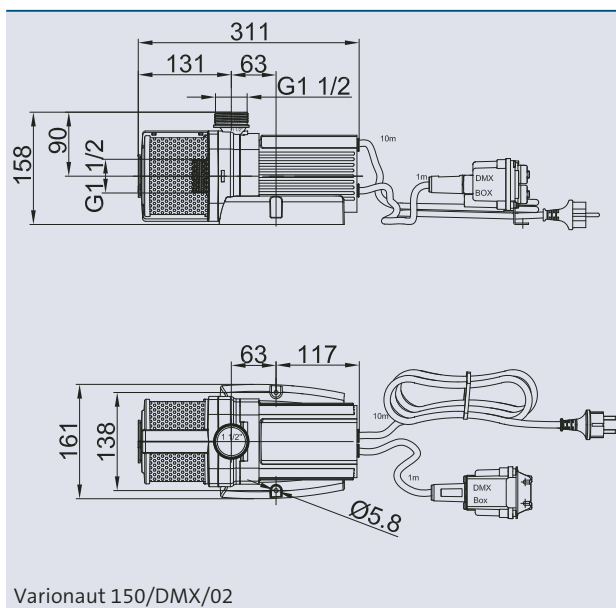
Product characteristics at a glance

- 230V/AC fountain pump with alternating current for the application indoor and outdoor
- Suitable for wet or dry installation
- Power consumption of max. 130 W
- 10m power cable with plug and 1m DMX cable with DMX box (50343)
- IP 68 rated
- RDM-DMX capable



Varionaut 150/DMX/02





To operate the Varionaut 150 or Varionaut 2/A an OASE Easy Control or OASE WECS is required (not included).

Accessories (must be ordered separately)

Comet 10-12 T (see page 34)	50968
Reducing Sleeve 15x10 (see page 231)	51032
Connecting cable DMX/01 (see page 144)	Order no.
Connecting cable DMX/1.0 m/01	12368
Connecting cable DMX/3.0 m/01	12369
Connecting cable DMX/5.0 m/01	12371
Connecting cable DMX/10.0 m/01	12372
Connecting cable DMX/20.0 m/01	12373
End Resistant for Bus-System DMX/01	12007
WECS II 512 (see page 156)	56491
WECS II 1024 (see page 156)	56492
WECS II 2048 (see page 162)	56507

	Varionaut 150/DMX/02		Varionaut 150/DMX/02	
Motor Type/ Electronic	230V EC-Motor, DMX controlled		24V DC EC-Motor, DMX Controlled (DMX-RDM enabled)	
Hmax	[m]	5.60	[ft]	18.37
Qmax	[l/min]	150	[gph]	2377
Power max.	[W]	130	[W]	130
Dynamic behaviour speed: (time to reach full fountain height from 0 – 100 %) with comet 5-8	[s]	1	[s]	1
Qmin (offset mode – DMX 0)	[l/min]	24	[gph]	380.4
Max. Powering up / min. Off time	[s]	1 x per minute / 10	[s]	1 x per minute / 10 s
Nominal voltage	[V/Hz]	220-240, 50/60	[V/Hz]	220-240, 50/60
Immersion depth max.	[m]	4	[ft]	13.10
Protection class		IP 68		IP 68
Dimensions incl. filter (LxWxH)	[mm]	311 x 161 x 158	[inch]	12.20 x 6.30 x 6.20
Suction side connection	[inch]	1 ½	[inch]	1 ½
Pressure side connection	[inch]	1 ½	[inch]	1 ½
Weight	[kg]	4.90	[lb]	11
Filter housing		Plastic / stainless steel 1.4301 (AISI 304)		Stainless steel / plastic
Filter surface	[cm²]	approx. 220	[sq.ft]	0.24
Pump housing		Plastic		Plastic
Input DMX		1 m BUS cable with DMX box		3.28 ft. BUS cable with DMX box
Input power		10 m power cable with plug		20 ft power cable without plug (R&D)
Number of DMX channels		2 channels (control channel, speed channel)		2 channels (control channel, speed channel)
Environmental conditions: submersible application	[°C]	Water temperature: min. 4 to max. 35	[°C]	Water temperature: min. 4 to max. 35
Environmental conditions: dry application	[°C]	Ambient temperature: max. 30 with natural convection, max. 40 with forced convection, no direct sun exposure permitted	[°C]	Ambient temperature: max. 30°C with natural convection, max. 40 with forced convection, no direct sun exposure permitted
Order no.		50343		57690



	Fresh Water	Pool Water	Sea Water	220-240 V	400 V	110-120 V	50 Hz	60 Hz	12 V AC	24 V DC	DMX	DMX/RDM	Plug and Spray
Varionaut 365/DMX/02													

VARIONAUT 365/DMX/02

The Varionaut 365/DMX/02 is the most powerful DMX-RDM compatible pump. This individually controllable pump creates dynamic water effects and achieves thereby a maximum fountain height in only 1.8 secs.

The Varionaut 365/DMX/02 is supplied with an integrated power connection cable and a DMX/RDM connection box. This (Plug & Spray) eliminates the need for hand wiring. Lights and other devices (e.g. LED lights) can be easily intercon-

nected via the DMX/ RDM cable. The DMX/RDM controlled Varionaut pumps send back information like running time and electronic temperature etc. to the control panel. These status signals enable remote diagnosis and remote maintenance. This is the service concept for the future. The Varionaut 365/DMX/02 can be regulated very precisely – the regulation level being lesser than 1 % of the total height.

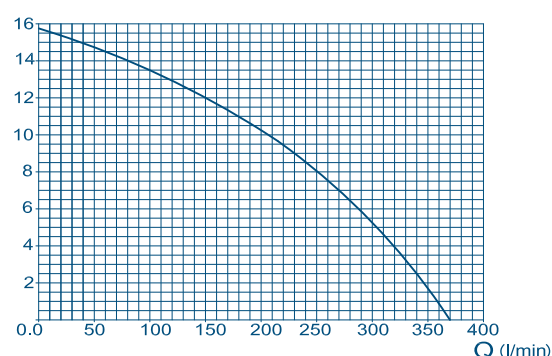
Product characteristics at a glance

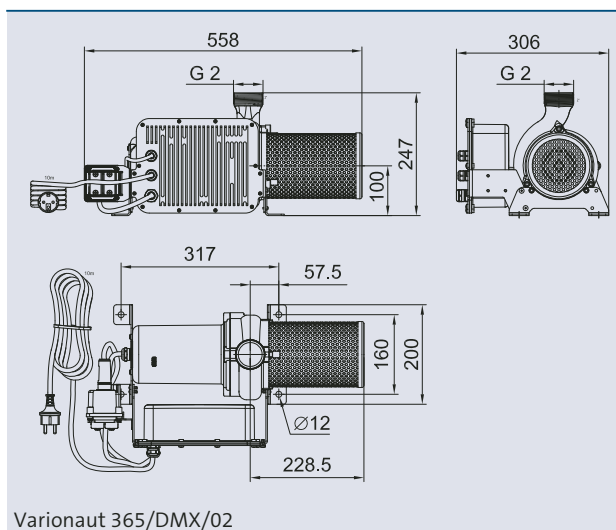
- Without initial current
- Continuously adjustable via DMX (flow rate)
- RDM/DMX - capable
- Suitable for wet or dry installation
- 10 m power cable with plug
(6 ft power cable without plug)
- DMX connection box
- IP 68 protection

INNOVATION – MADE BY OASE



H (mWS) Varionaut 365/DMX/02





Accessories (must be ordered separately)

Comet 10-14 T (see page 34)	50969
Comet 15-17 T (see page 34)	50970
Comet 15-20 T (see page 34)	50971
Comet 10-14 Silver (see page 32)	50723
Comet 15-17 Silver (see page 32)	50724
Rotating Nozzle 5-15 E (see page 50)	50967
Reducing Sleeve 15x10 (see page 231)	51032
Reducing Sleeve 20x15 (see page 231)	51030
Connecting cable DMX/01 (see page 144)	Order no.
Connecting cable DMX/1.0 m/01	12368
Connecting cable DMX/3.0 m/01	12369
Connecting cable DMX/5.0 m/01	12371
Connecting cable DMX/10.0 m/01	12372
Connecting cable DMX/20.0 m/01	12373
End Resistant for Bus-System DMX/01	12007
WECS II 512 (see page 156)	56491
WECS II 1024 (see page 156)	56492
WECS II 2048 (see page 162)	56507

	Varionaut 365/DMX/02	Varionaut 365/DMX/01
Motor Type/ Electronic	230V EC-Motor, DMX controlled	230V EC-Motor, DMX controlled
Hmax [m]	16 [ft]	52.49
Qmax [l/min]	365 [gph]	5785.4
Power max. [W]	800 [W]	800
Dynamic behaviour speed: (time to reach full fountain height from 0 – 100 %)	Response time approx. 1.8 s based on max. height. Step response <1% of the total fountain height?	Response time approx. 1.8 s based on max. height. Step response <1% of the total fountain height?
Qmin (offset mode – DMX 0) [l/min]	45 [gph]	713.3
Max. Powering up / min. Off time [s]	1 x per minute / 10 s	1 x per minute / 10 s
Nominal voltage [V/Hz]	230, 50/60 [V/Hz]	230, 50/60
Immersion depth max. [m]	4 [ft]	13.1
Protection class	IP 68	IP 68
Dimensions incl. filter (LxWxH) [mm]	560 x 310 x 250 [inch]	22 x 12.20 x 9.84
Suction side connection [inch]	thread G2 (internal thread)	thread G2 (internal thread)
Pressure side connection [inch]	thread G2 (external thread)	thread G2 (external thread)
Weight [kg]	17 [lb]	38
Filter housing	Tombac / stainless steel 1.4301 (AISI 304)	Tombac / stainless steel 1.4301 (AISI 304)
Filter surface [cm²]	approx. 1100 [sq.ft]	approx. 1.184
Pump housing	Brass Casting	Brass Casting
Input DMX	0.5 m BUS-cable with DMX box	1.64 ft. BUS-cable with DMX box
Input power	10 m power cable with plug	20 ft. power cable without plug
Number of DMX channels	2 channels (control channel, speed channel)	2 channels (control channel, speed channel)
Environmental conditions: submersible application [°C]	Water temperature: min. 4 to max. 35 [°C]	Water temperature: min. 4 to max. 35 [°C]
Environmental conditions: dry application [°C]	Ambient temperature: max. 30°C with natural convection, max. 40 with forced convection, no direct sun exposure permitted. Oilfree [°C]	Ambient temperature: max. 30°C with natural convection, max. 40 with forced convection, no direct sun exposure permitted. Oilfree [°C]
Order no.	50526	56115

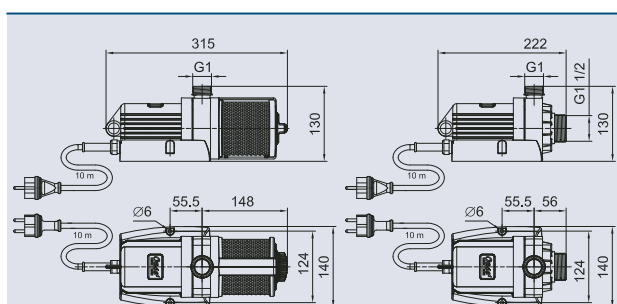


	Fresh Water	Pool Water	Sea Water	220-240 V	400 V	110-120 V	50 Hz	60 Hz
Aquarius Universal 5000								

AQUARIUS UNIVERSAL 5000

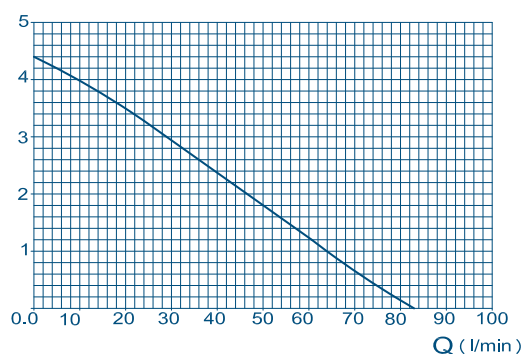
Product characteristics at a glance

- Extremely quiet operation
- Easy adjustment of the flow rate
- Integrated thermal protection – from 600 onwards
- Suitable for wet or dry installations
- Energy-efficient thanks to low energy consumption
- Frost-resistant to -20°C
- High-quality workmanship with stainless steel
- Priming even at low water levels
- Removable pedestal for installation where space is at a premium



Aquarius Universal 5000

H (mWS) Aquarius Universal 5000



Aquarius Universal 5000

Dimensions (L x W x H)	[mm]	315 x 140 x 130
Rated voltage	[V/Hz]	220–240 / 50
Power consumption	[W]	85
Power cable length	[m]	10
Net weight	[kg]	3.42
Max. flow rate	[l/min]	83
Max. flow rate	[l/h]	5000
Max. head height	[m]	4.50
Connection, pressure-side	[inch]	1
Connection, suction-side	[inch]	1 ½
Connection for hoses	[inch]	1, 1 ¼, 1 ½
Filter intake surface	[cm²]	200
Electronic adjustment		Yes
Order no.		56617

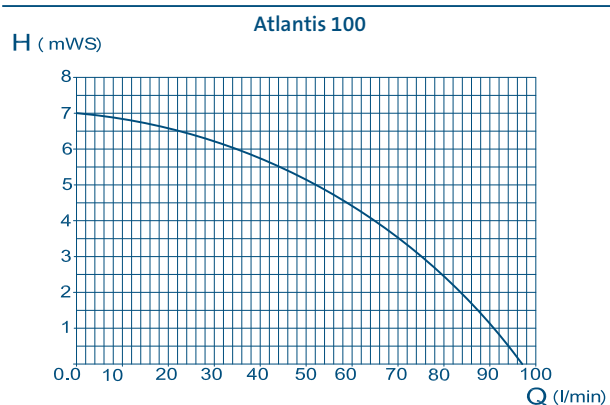


	Fresh Water	Pool Water	Sea Water	220-240 V	400 V	110-120 V	50 Hz	60 Hz	12 V AC	24 V DC
Atlantis 100										

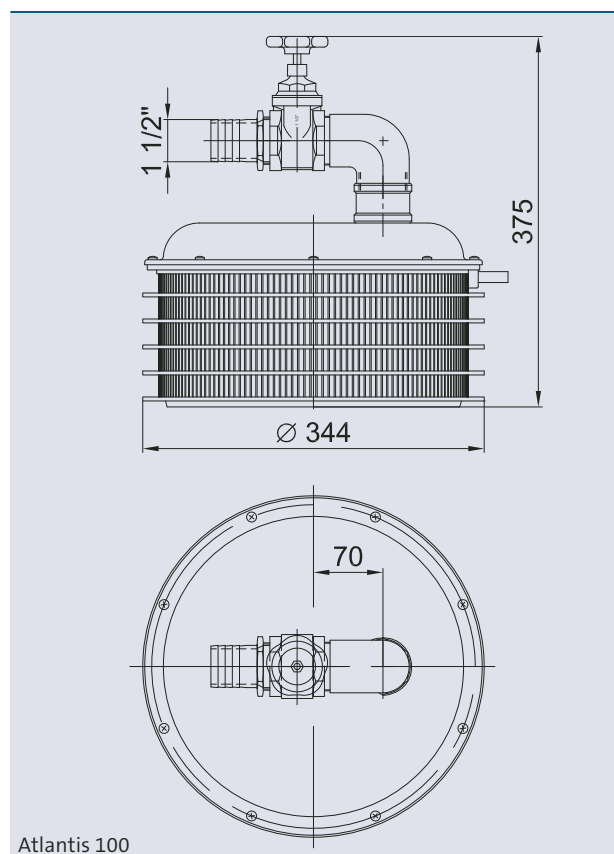
ATLANTIS 100

Product characteristics at a glance

- Submersible motor-driven pump with high-volume filter basket for Jumping Jet Rainbow Flash II
- Integrated thermo protection



Atlantis 100



Atlantis 100

Atlantis 100

Dimensions (Ø x H)	[mm]	344 x 375
Nominal voltage	[V/Hz]	230 / 50
Power consumption	[W]	260
Nominal current	[A]	1
Pressure side connection	[inch]	1 ½
Connection cable length	[m]	10
Weight	[kg]	8.60
Order no.		51038



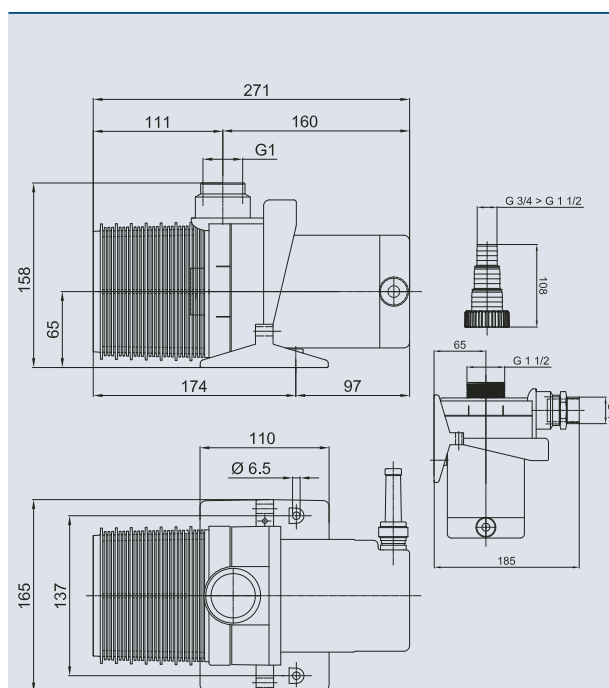
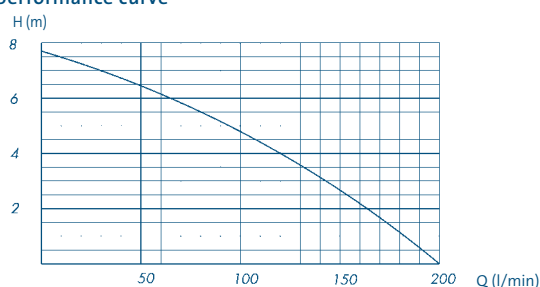
	Fresh Water	Pool Water	Sea Water	220-240 V	400 V	110-120 V	50 Hz	60 Hz
USP Classic 200								

USP CLASSIC 200

Product characteristics at a glance

- Suitable for wet and dry installations
- Robust wet-running canned motor
- Wear-free static seals
- Bearings and motor shaft are made of special ceramics
- Motor housing and can are made of stainless steel
- High-volume filter basket made of high-quality plastic
- Including hose connection adapters

Pump performance curve



USP Classic 200



USP Classic 200

USP Classic 200

Dimensions (L x W x H)	[mm]	271 x 158 x 165
Rated voltage	[V/Hz]	230 / 50
Power consumption	[W]	270
Nominal current	[A]	1
Pressure side connection	[inch]	1
Suction side connection	[inch]	1 ½
Filter surface	[cm²]	1325
Connection cable length	[m]	20
Material		Plastic / stainless steel 1.4301 (AISI 304)
Weight	[kg]	5
Order no.		56734



	Fresh Water	Pool Water	Sea Water	220-240 V	400 V	110-120 V	50 Hz	60 Hz
Atlantis 350								

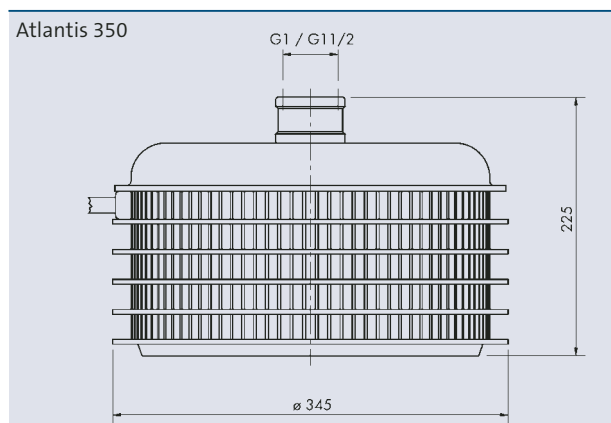
ATLANTIS 350

This high-performance submersible water feature-/motor-driven pump has been specially designed for underwater operation in spray fountain installations. The use of high quality materials such as stainless steel, tombac, and glass-fibre reinforced materials underline its solid construction.

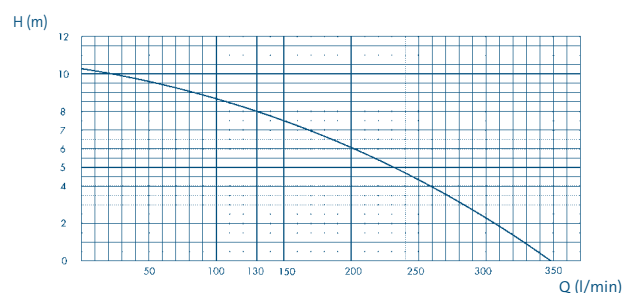
The pump has a robust wet-running canned motor and works without shaft seal. Motor, pump shaft and bearings are made of oxide ceramic, which contributes to endurance that is especially quiet with low friction.

Product characteristics at a glance

- Symmetric form for maximum stability
- Robust wet-running canned motor
- High-volume filter basket made of high-quality plastic



Pump performance curve



Atlantis 350

Atlantis 350		
Dimensions (ø x H)	[mm]	345 x 225
Rated voltage	[V/Hz]	230 / 50
Power consumption	[W]	550
Nominal current	[A]	2.60
Pressure side connection	[inch]	1, 1 1/2
Filter surface	[cm²]	1325
Connection cable length	[m]	10
Material	Plastic / stainless steel 1.4301 (AISI 304)	
Weight	[kg]	17
Order no.		52004



	Fresh Water	Pool Water	Sea Water	220-240 V	400 V	110-120 V	50 Hz	60 Hz
AquaMax Eco Gravity								

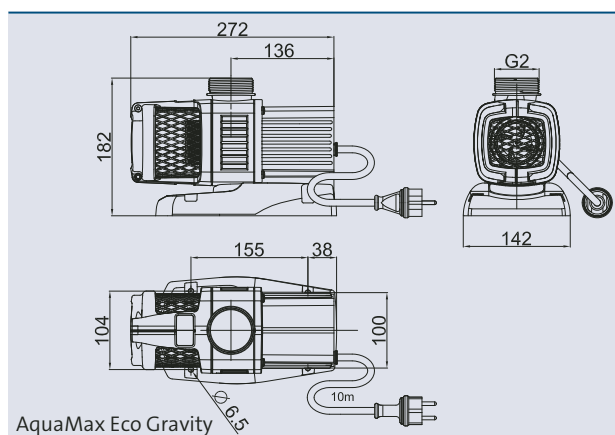
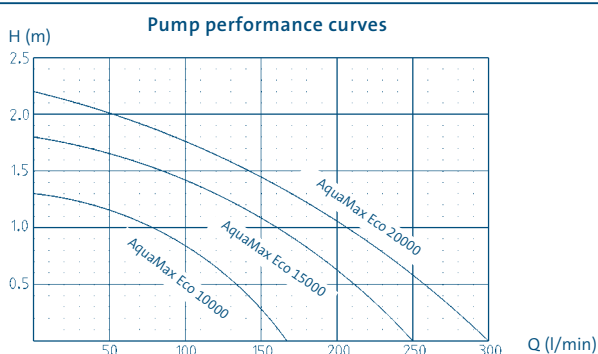
AQUAMAX ECO GRAVITY 10000/15000/20000

Product characteristics at a glance

- Coarse pollutant displacement of particles up to 6 mm in size
- Flow-optimised impellers ensure a high-level of energy efficiency
- Long service life
- Suitable for wet or dry-installation

- Suitable for use in swim ponds and bathing ponds
- Includes adaptor set
2"/DA 63 and DA 75/DA 100

Unique and highly economical filtration pumps: Especially developed to meet the requirements in gravity operated filter installations (gravitation principle).

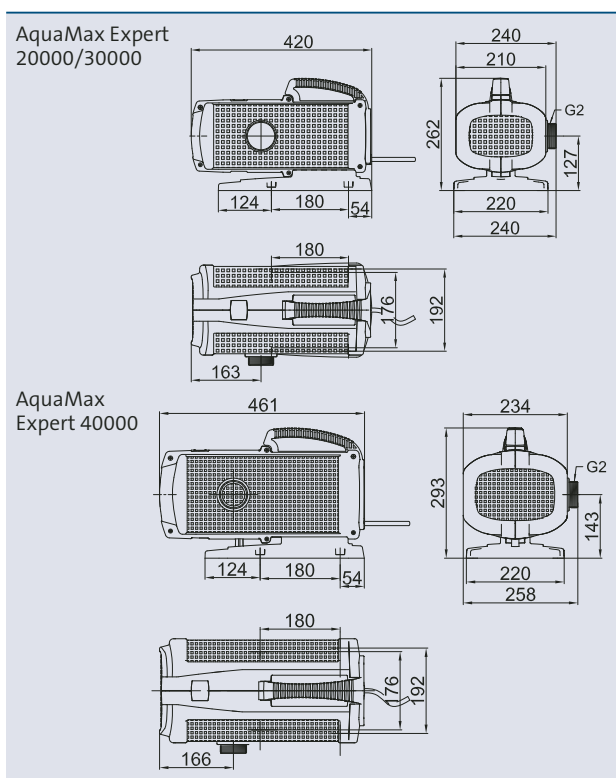


AquaMax Eco Gravity		10000	15000	20000
Dimensions (L x W x H)	[mm]	272 x 142 x 182		
Rated voltage	[V/AC]	220 – 240 V / 50 Hz		
Power consumption	[W]	65	85	120
Nominal current	[A]	0.57	0.41	0.54
Litres per minute max.	[l/min]	167	250	300
Litres per hour max.	[l/h]	10000	15000	18000
Head height max.	[m]	1.30	1.80	2.20
Pressure-side connection		2"	2"	2"
Suction-side connection		2"	2"	2"
Hose connection		2"	2"	2"
Weight	[kg]	4.00	4.00	4.00
Cable length	[m]	10.00	10.00	10.00
Order no.		57091	57092	57093



	Fresh Water	Pool Water	Sea Water	220-240 V	400 V	110-120 V	50 Hz	60 Hz
AquaMax Expert								

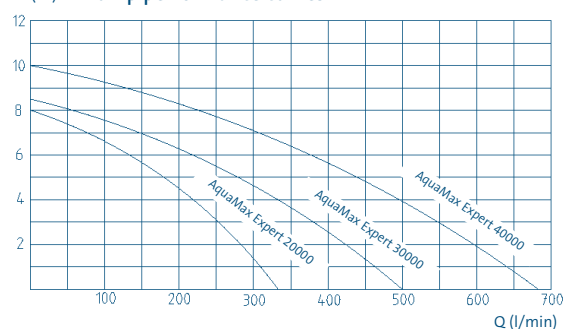
AQUAMAX EXPERT 20000/30000/40000



Product characteristics at a glance

- Outstanding flow rate
- Displacement of coarse particles up to 8 mm
- Extremely stable
- Can remain in the pond during winter even if frozen in completely
- Suitable for wet and dry installation

H (m) Pump performance curves



AquaMax Expert		20000	30000	40000
Dimensions (L x W x H)	[mm]	420 x 240 x 262	420 x 240 x 262	461 x 258 x 293
Rated voltage	[V/Hz]	220 - 240 / 50	220 - 240 / 50	220 - 240 / 50
Power consumption	[Watt]	450	650	1100
Nominal current	[A]	2.04	2.84	4.57
Flow rate max.	[l/min]	333	500	683
Flow rate max.	[l/h]	20000	30000	41000
Head height max.	[m]	8.00	8.50	10.00
Hose connection	[inch]	1", 1 1/2", 2"	1", 1 1/2", 2"	1", 1 1/2", 2"
Pressure side connection	[inch]	2"	2"	2"
Suction side connection	[inch]	2"	2"	2 1/2"
Filter surface	[cm²]	1320	1320	1620
Weight	[kg]	13.88	13.76	19.18
Cable length	[m]	10	10	10
Order no.		56873	56874	56875



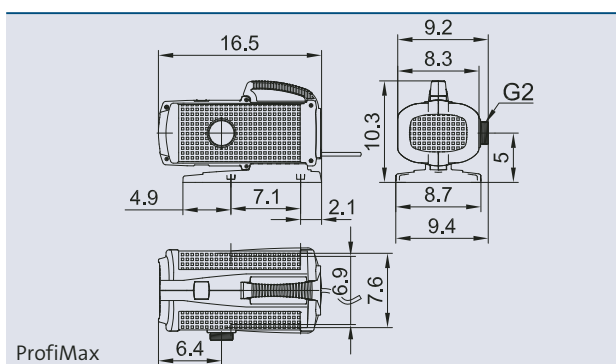
	Fresh Water	Pool Water	Sea Water	220-240 V	400 V	110-120 V	50 Hz	60 Hz
ProfiMax 7000								

PROFI MAX FILTER AND WATERCOURSE PUMP

ProfiMax is ideal for larger installations that demand higher flow rates or applications where the pump might be exposed to debris in the water. ProfiMax excels under these conditions. In addition, ProfiMax can be converted for use in in-line installations. As with all OASE pumps its feature is state-of-the-art motor technology with built-in overheating protection.

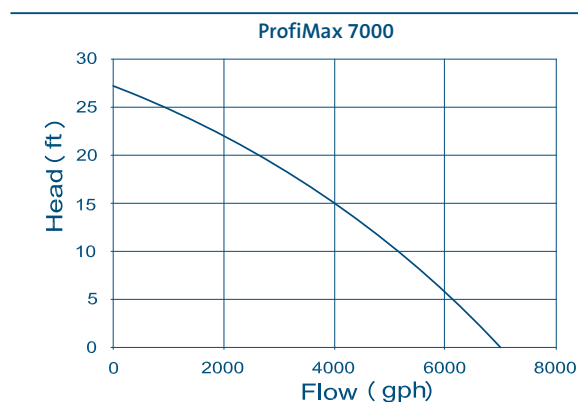
Product characteristics at a glance

- Easily handles coarse debris up to 3/8 in.
- Large strainer size reduces maintenance.
- Ideal for large-scale filtration and water courses
- Submersed or in-line operation
- Electronically adjustable



Flexible operation

Rugged design allows for operation in a high flow skimmer such BioSys Skimmer XL or directly in the pond.



ProfiMax		7000
Flow Rate	[gph max.]	7000
Flow Rate	[gpm max.]	117
Head	[ft. max.]	32
Intake Connection	[inch]	2
Outlet Connection	[inch]	2
Strainer Surface	[sq. in.]	251
Power Consumption	[W/A]	660 / 5.90
Operating Voltage	[V/Hz]	110-120 / 60
Connection Cable	[ft.]	20
Dimensions	[LxWxH in.]	16.50 x 9.40 x 10.50
Weight	[lbs.]	33
Order no.		50296



	Fresh Water	Pool Water	Sea Water	220-240 V	400 V	110-120 V	50 Hz	60 Hz
Profinaut 6000								

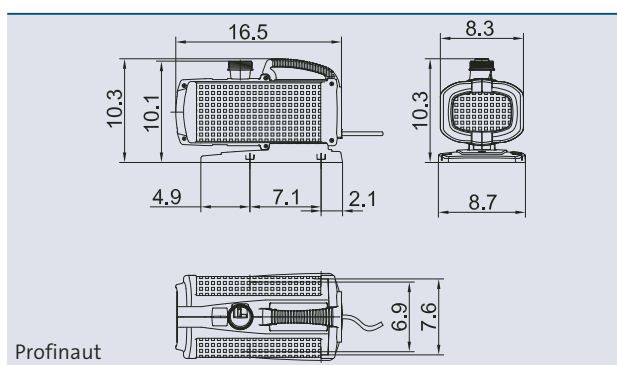
PROFINAUT FOUNTAIN AND WATER FEATURE PUMP

An excellent pump for producing impressive water displays in demanding applications. Head heights of up to 40 ft. make it a true powerhouse.

Product characteristics at a glance

- Ergonomic handle, aligned with the pump's center of gravity, facilitates transport and installation.

- Compact, innovative stainless steel design.
- Fully capable of overwintering, even if the pump completely freezes (Frost-proof)
- Suitable for wet and dry installations
- Includes adapter set for connecting all 1 in. and 1 1/2 in. nozzles from the OASE range.
- Highly stable with excellent performance.



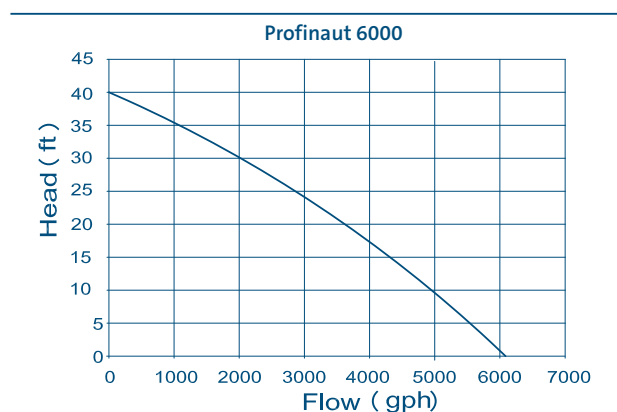
Profinaut

Versatile application

Up to three Profinaut pumps can be installed in a BioSys Skimmer XL for very high water circulation volume and skimming action.



Profinaut



Profinaut		6000
Flow Rate	[gph max.]	6100
Flow Rate	[gpm max.]	102
Head	[ft. max.]	40
Outlet Connection	[inch]	2
Strainer Surface	[sq. in.]	256
Power Consumption	[W/A]	720 / 6
Operating Voltage	[V/Hz]	110-120 / 60
Power Cable	[ft.]	20
Dimensions	[LxWxH in.]	17 x 10 x 11
Weight	[lbs.]	33
Order no.		57097



	Fresh Water	Pool Water	Sea Water	220-240 V	400 V	110-120 V	50 Hz	60 Hz
USP 412 W	✓	✓	✓	✓	✓	✓	✓	✓
USP 413 D	✓	✓	✓	✓	✓	✓	✓	✓
USP 512 W	✓	✓	✓	✓	✓	✓	✓	✓
USP 513 D	✓	✓	✓	✓	✓	✓	✓	✓
USP 662 W	✓	✓	✓	✓	✓	✓	✓	✓
USP 663 D	✓	✓	✓	✓	✓	✓	✓	✓
USP 813 D	✓	✓	✓	✓	✓	✓	✓	✓
USP H 673 D	✓	✓	✓	✓	✓	✓	✓	✓

USP 412 – USP 813

These pumps are true universal talents: Set up underwater they perform their work as submersible motor-driven pumps. They work just as reliably if they are set up in a separate pump chamber.

The robust wet-running canned motors have static seals. Inrushing water poses no problem for these pumps because they can be submersed. In addition thanks to the high-quality materials, such as special ceramics, stainless steel, and tombac, they are durable and offer an extremely long service life.

Product characteristics at a glance

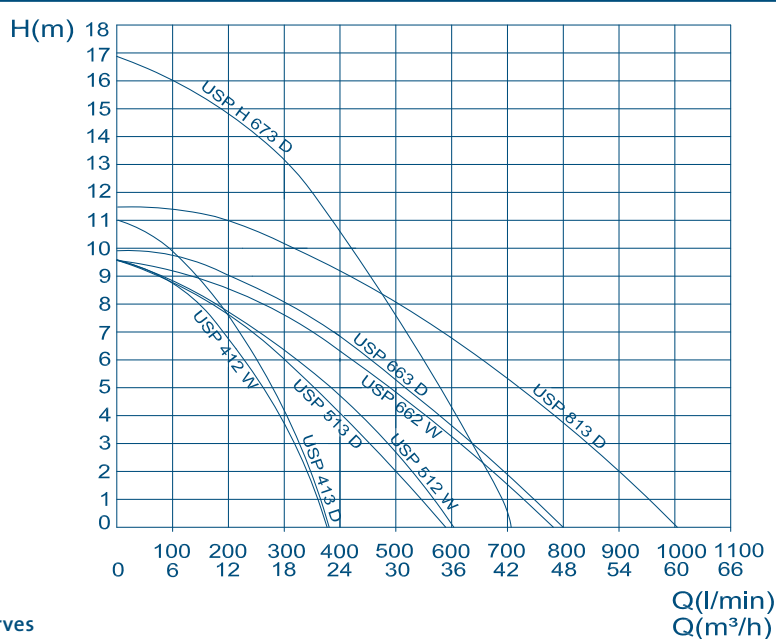
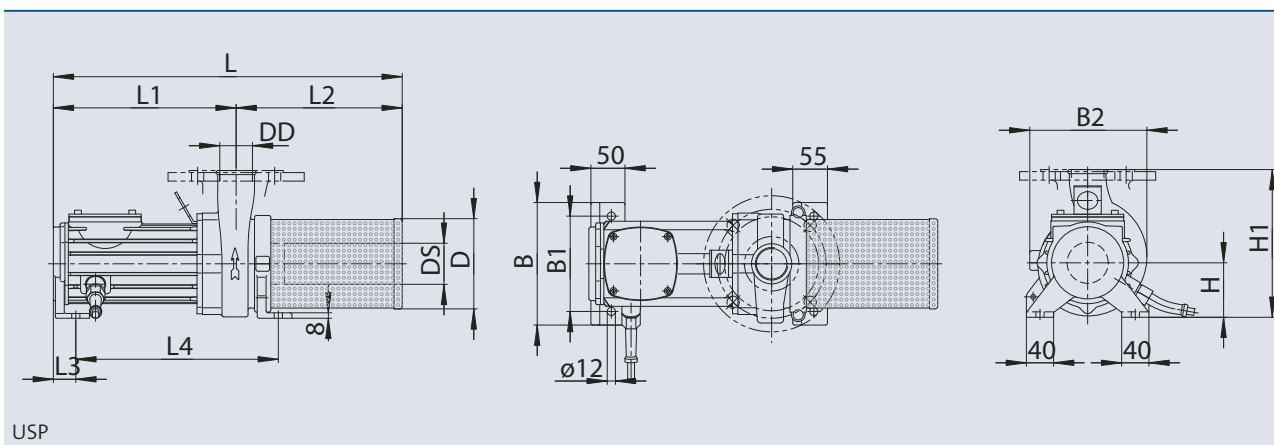
- Suitable for wet and dry installations
- Robust wet-running canned motor
- Wear-free static seals
- Bearings and motor shaft are made of special ceramics
- Shaft, can and pump impeller are made of stainless steel
- Housing made of corrosion resistant tombac alloy



USP 412 W



USP 813 D



		USP 412 W	USP 413 D	USP 512 W	USP 513 D	USP 662 W	USP 663 D	USP 813 D	USP H 673 D
Dimensions (LxWxH)	[mm]	512 x 180 x 220	512 x 180 x 220	551 x 240 x 280	551 x 240 x 280	679 x 240 x 310	679 x 240 x 310	696 x 240 x 290	679 x 240 x 310
Voltage	[V/Hz]	1x 230 / 50	3x 400 / 50	1x 230 / 50	3x 400 / 50	1x 230 / 50	3x 400 / 50	3x 400 / 50	3x 400 / 50
Power output	[kW]	0.52	0.49	0.60	0.77	1.12	1.18	1.50	1.55
Current	[A]	2.20	0.95	3.30	1.30	4.70	2.10	2.90	3.10
B	[mm]	180	180	240	240	240	240	240	240
B1	[mm]	140	140	200	200	200	200	200	200
B2	[mm]	178	178	210	210	230	230	255	230
DD	[inch]	1 ½	1 ½	2	2	2 ½	2 ½	DN 80	2 ½
DS	[inch]	2	2	2 ½	2 ½	3	3	3	3
D	[mm]	130	130	150	150	170	170	200	170
H	[mm]	80	80	115	115	115	115	115	115
H1	[mm]	220	220	280	280	310	310	290	310
L	[mm]	512	512	551	551	679	679	696	679
L1	[mm]	268	268	252	252	305	305	308	305
L2	[mm]	244	244	299	299	374	374	388	374
L3	[mm]	33	33	36	36	36	36	36	36
L4	[mm]	297	297	285	285	330	330	347	330
Cable length	[m]	10							
Material	[mm]	Tombac / stainless steel 1.4301 / Brass (AISI 304)							
Weight	[kg]	22	22	31	31	37	37	42	37
Order no.		55721	55720	55727	55726	55732	55731	55735	56506



	Fresh Water	Pool Water	Sea Water	220-240 V	400 V	110-120 V	50 Hz	60 Hz
BT 0.55-40 to BT 22.0-125								

BT 0.55-40 TO BT 22.0-125

BT block centrifugal pumps are strong, uncomplicated pumps that are used wherever space is limited.

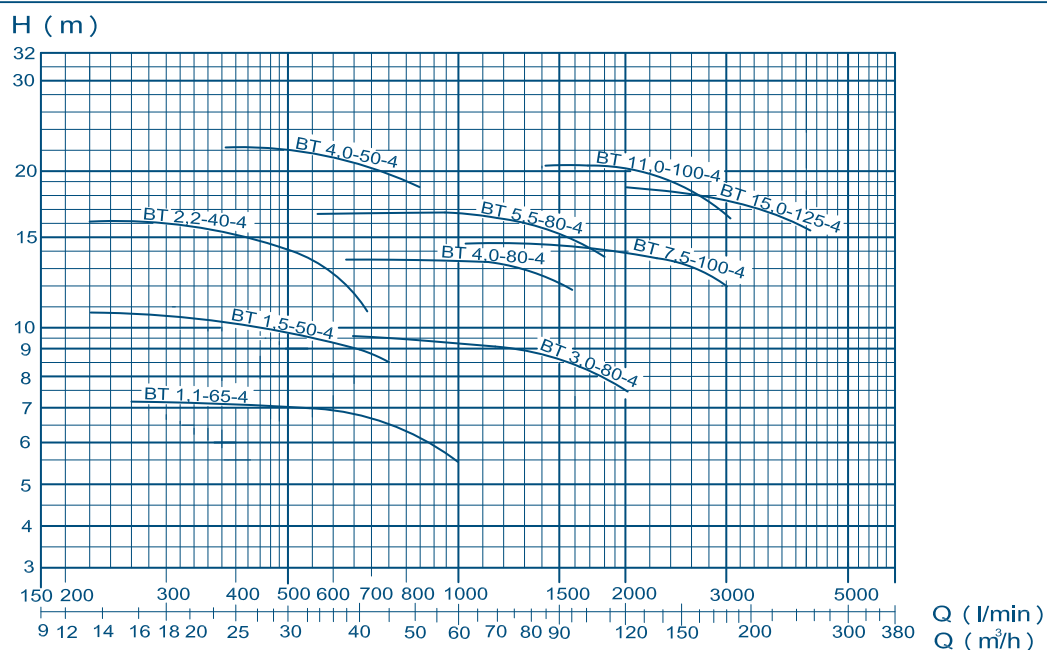
Product characteristics at a glance

- Dimensions and connections in accordance with DIN standards
- Motor in accordance with IE2-Technologie
- Maintenance-free slide ring seal
- Enclosed impeller with high efficiency
- Dry installation only
- IP 55 rated



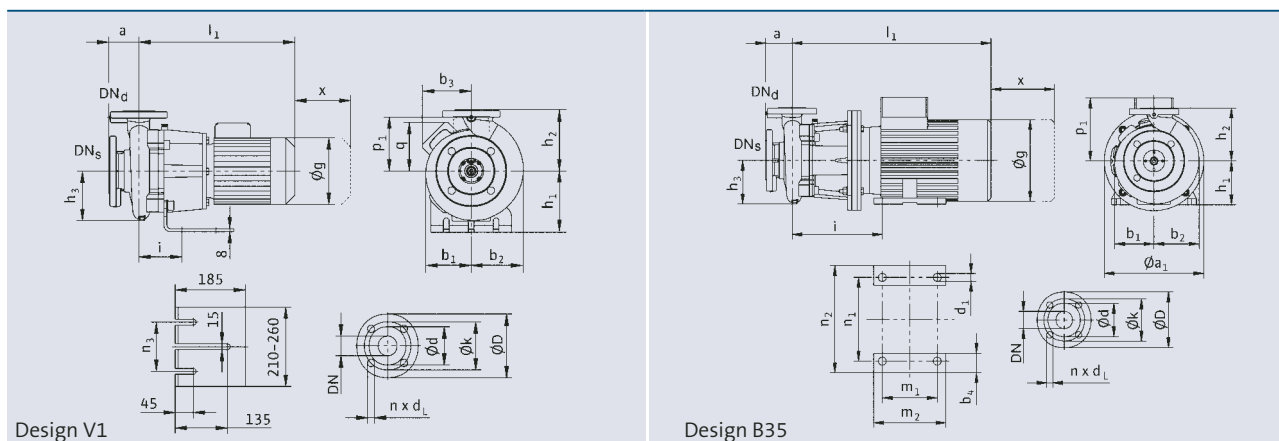
BT 2.2-40-4

Pump performance curves



Thanks to their compact design they have very small space requirements. All dimensions and connections are DIN standard; this ensures universal implementation. BT block centrifugal pumps are normal suction centrifugal pumps in spiral housings for dry installation with a motor in accordance with IEC standards. They comprise few parts that are important for their function, which reduces maintenance work to a minimum. The

few maintenance tasks that are necessary are executed quickly and easily. Thanks to the low rpm the pumps are very quiet in operation and are more durable. The enclosed impeller is highly efficient. The robust BT block centrifugal pumps are delivered as standard in grey cast iron. Upon request these pumps can also be delivered in special materials, such as an impeller as bronze.



	2.2-40-4	1.5-50-4	4.0-50-4	1.1-65-4	3.0-80-4	4.0-80-4	5.5-80-4	7.5-100-4	11.0-100-4	15.0-125-4
Dimensions (LxWxH) [mm]	611x360x296	556x340x274	696x405x360	564x360x298	653x385x356	733x450x367	789x382x367	795x412x410	832x440x432	1011x515x514
Power output [kW]	2.20	1.50	4	1.10	3	4	5.50	7.50	11	15
Current [A]	4.70	3.40	8.20	2.60	6.40	8.20	11.40	15.20	21.50	28.50
Voltage [V/50 Hz]	400	400	400	400	400	400	400/ YD	400/ YD	400/ YD	400/ YD
Design	V1	V1	V1	V1	V1	V1	B35	B35	B35	B35
DN S [mm]	65	65	65	80	100	100	100	125	125	150
DN D [mm]	40	50	50	65	80	80	80	100	100	125
a [mm]	100	100	100		125	125	125	125	140	140
b1 [mm]	145	127	174	136	160	170	170	176	200	235
b2 [mm]	151	147	186	162	196	197	197	211	232	279
b3 [mm]	117	144	117	144	155					
b4 [mm]							53	53	60	60
d1 [mm]							12	12	15	15
g [mm]	202	186	227	181	202	227	266	266	319	319
h1 [mm]	180	160	132	160	160		180	132	132	180
h2 [mm]	180	180	225	200	225	250	250	280	280	355
h3 [mm]	145	152	179	155	178	178	178	196	222	256
i [mm]	124	122	131	130	137	143	318	262	383	419
l1 [mm]	511	456	596	464	590	608	664	692	792	871
n3 [mm]	180	130	180	130	180					
m1 [mm]							140	178	210	254
m2 [mm]							180	218	256	300
n1 [mm]							216	216	254	254
n2 [mm]							256	256	300	320
p1 [mm]				168	188	188	188	250	197	197
q [mm]	117		117	138						
t [mm]	60		68	75						
u [mm]	116		116	133						
x [mm]	100	120	110	120	135	120	120	120	130	140
ds [mm]	118	118	118	145	160	160	160	180	184	211
ks [mm]	145	145	145	160	180	180	180	210	210	240
n [mm]	4	4	4	8	8	8	8	8	8	8
dL [mm]	19	19	19	19	19	19	19	19	19	19
Material	GG	GG	GG	GG	GG	GG	GG	GG	GG	GG
Weight [kg]	65	56	84	60	88	86	106	119	173	231
Order no.	57041	57044	57046	57048	57051	57052	57053	57056	57057	57060



	Fresh Water	Pool Water	Sea Water	220-240 V	400 V	110-120 V	50 Hz	60 Hz
SPA 22 - SPA 280								

SPA 22 - SPA 280

These multistage structured submersible motor-driven pumps are the powerful heart for high delivery heads.

These pumps can supply single fountains as well as group fountains with sufficient water volumes and pressure for larger spray heights. Thus they are preferred in installations in which the delivery head of single-stage pumps are no longer required.

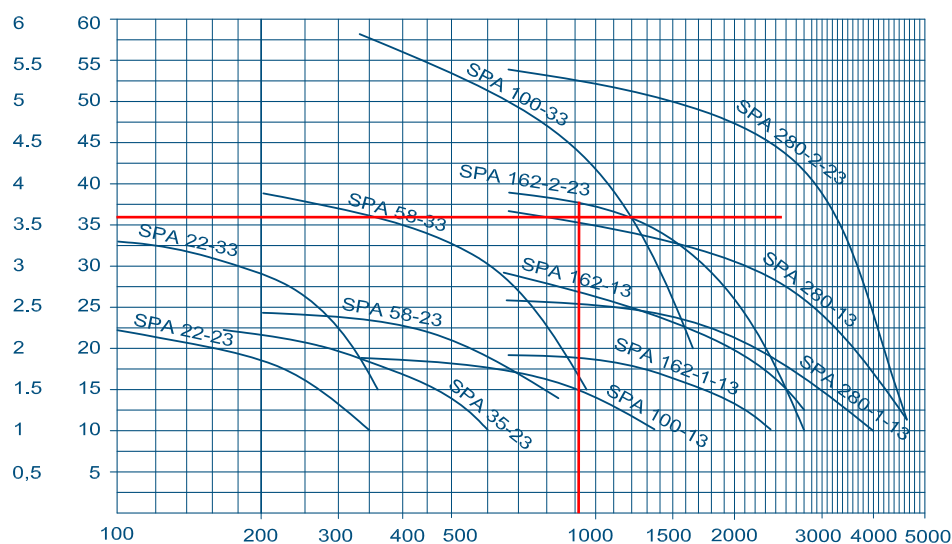
Product characteristics at a glance

- Extremely shallow and slender design
- Multistage submersible motor pump
- Suitable for higher delivery heights
- High-volume filter basket
- Good stability
- Robust wet-running canned motor
- All parts made of stainless steel

SPA 58-33

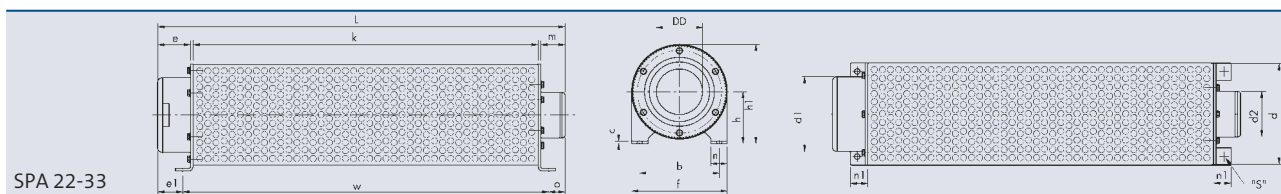


bar H(m)



Pump performance curves

Q(l/min)



	SPA 22-23	SPA 22-33	SPA 35-23	SPA 58-23	SPA 58-33	SPA 100-13	SPA 100-33
Dimensions (LxWxH) [mm]	680x225x229	888x225x229	898x225x229	970x225x229	1150x225x229	1162x310x314	1508x310x314
Voltage [V/Hz]	3x 400 / 50			3x 400 / 50			
Power output [kW]	1.10	2.20	2.20	3	5.50	5.50	11
Current [A]	2.75	6	6	7.85	13.60	13.60	24.80
b [mm]	189	189	189	189	189	274	274
c [mm]	4	4	4	4	4	4	4
DD (Rp) [inch]	2.5	2.5	3	3	3	5	5
d [mm]	225	225	225	225	225	310	310
d1 [mm]	131	131	131	141	150	186	186
d2 [mm]	95	95	95	95	138	138	138
e [mm]	80	80	80	100	100	120	120
e1 [mm]	57	57	57	77	77	97	97
f [mm]	229	229	229	229	229	314	314
h [mm]	123	123	123	123	123	165	165
h1 [mm]	237	237	237	237	237	322	322
k [mm]	500	500	500	750	750	750	1000
L [mm]	680	888	898	970	1150	1162	1508
m [mm]	92	300	310	112	292	284	380
n [mm]	40	40	40	40	40	40	40
n1 [mm]	44	44	44	44	44	44	44
o [mm]	69	277	287	89	269	261	357
w [mm]	554	554	554	804	804	804	1054
s [mm]	11	11	11	11	11	11	11
Cable length [m]	10						
Material	Stainless steel 1.4301 (AISI 304)						
Weight [kg]	20	28	28	31	54	66	91
Order no.	53834	53835	53839	53845	53846	53852	53854

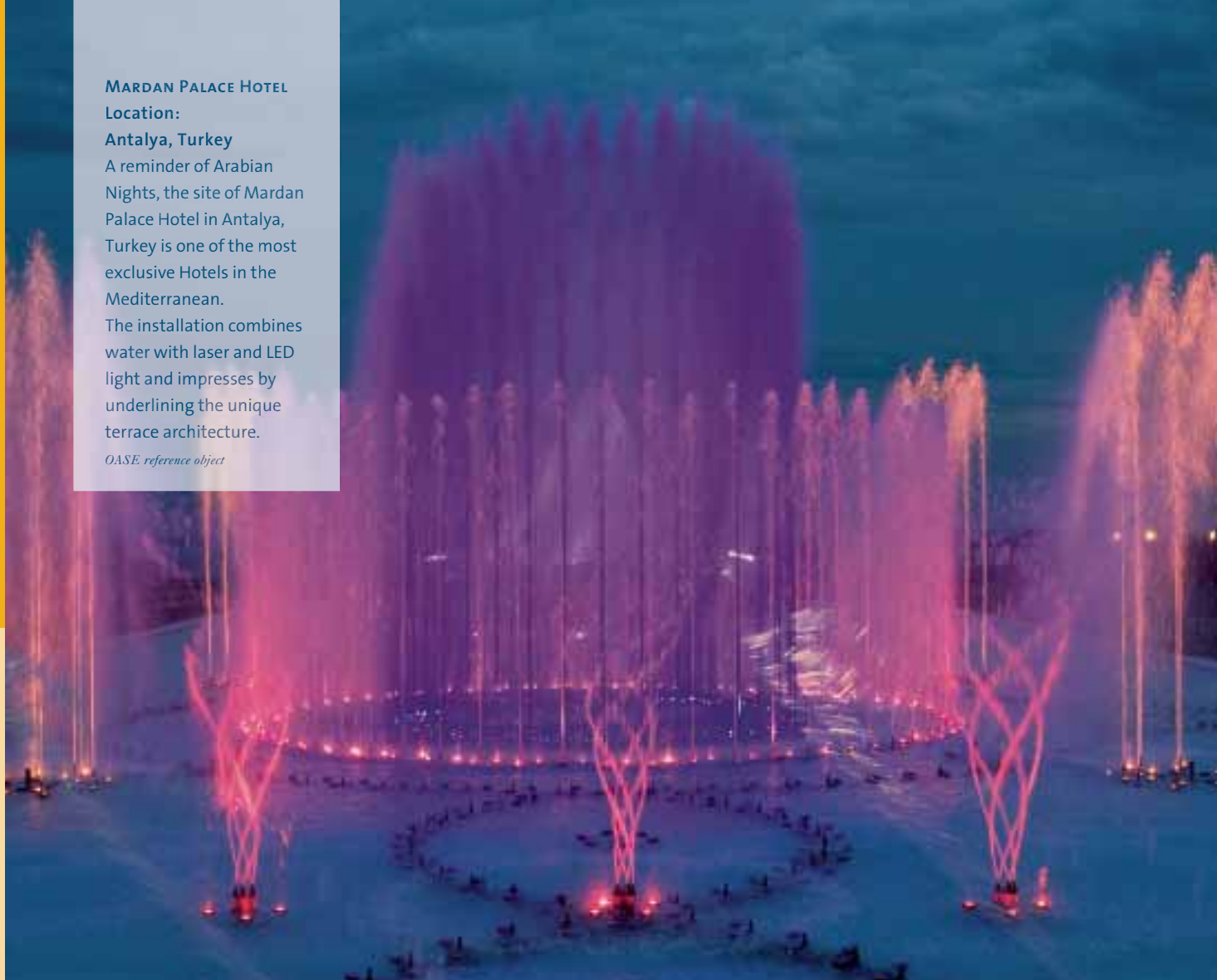
	SPA 162-1-13	SPA 162-13	SPA 162-2-23	SPA 280-1-13	SPA 280-13	SPA 280-2-23
Dimensions (LxWxH) [mm]	1165x310x314	1255x310x314	1441x310x314	1489x310x314	1544x310x314	1910x310x314
Voltage [V/Hz]	3x 400 / 50					
Power output [kW]	7.50	11	13	15	18.50	30
Current [A]	17.60	24.80	30	34	42	66.50
b [mm]	274	274	274	274	274	274
c [mm]	4	4	4	4	4	4
DD (Rp) [inch]	6	6	6	6	6	6
d [mm]	310	310	310	310	310	310
d1 [mm]	218	218	218	247	247	247
d2 [mm]	138	138	138	138	138	138
e [mm]	120	120	120	120	120	120
e1 [mm]	92	92	92	96	96	96
f [mm]	314	314	314	314	314	314
h [mm]	165	165	165	165	165	165
h1 [mm]	322	322	322	322	322	322
k [mm]	750	750	1000	1000	1250	1500
L [mm]	1165	1255	1441	1489	1544	1910
m [mm]	287	377	313	361	166	282
n [mm]	40	40	40	40	40	40
n1 [mm]	44	44	44	44	44	44
o [mm]	269	359	295	339	144	260
w [mm]	804	804	1054	1054	1304	1554
s [mm]	11	11	11	11	11	11
Cable length [m]	10					
Material	Stainless steel 1.4301 (AISI 304)					
Weight [kg]	85	93	103	104	111	132
Order no.	53858	53859	53860	53864	53865	53866

MARDAN PALACE HOTEL**Location:****Antalya, Turkey**

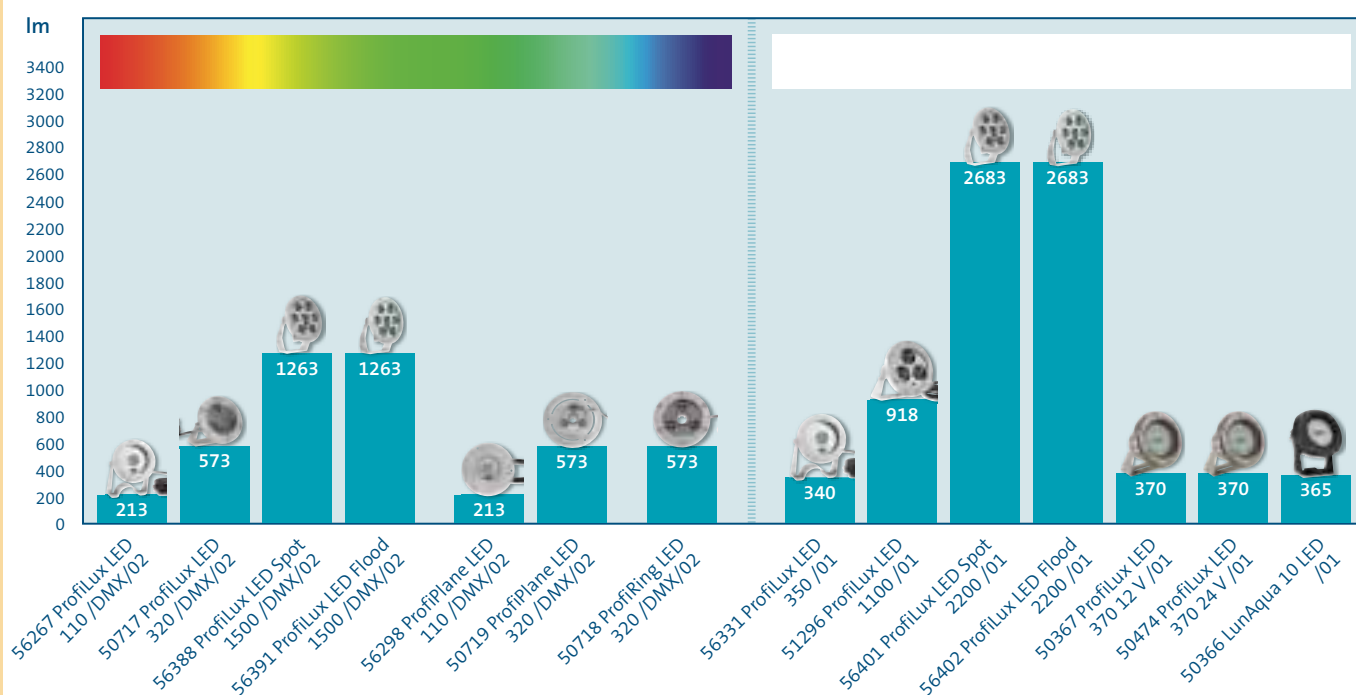
A reminder of Arabian Nights, the site of Mardan Palace Hotel in Antalya, Turkey is one of the most exclusive Hotels in the Mediterranean.

The installation combines water with laser and LED light and impresses by underlining the unique terrace architecture.

OASE reference object



LED-OVERVIEW: COLORED - WHITE



ILLUMINATION

LED-ILLUMINATION

HALOGEN-ILLUMINATION

Light and shadow have, for time immemorial, provided a special attraction. At night, when the surrounding environment becomes invisible, water installations can provide unrivalled beauty, and really stand out from their veiled surroundings.

Buildings appear aristocratically as soon as they are illuminated in the evening hours, trees and bushes become floodlit sculptures. Who ever controls the contact with light has the power to awaken emotions – equally, whether a festive mood or relaxing, romantic moments.

OASE offers the suitable lights for any requirement; the innovative controllable LED – Illumination and the classic Halogen Illumination. The new generation of LED-RGB lights are DMX/RDM controlled and can send information back to the control panel, e.g. running time and electronic temperature. These status requests allow for remote diagnosis and remote maintenance which are the service concept of the future.

With the illumination technology from OASE, you have the necessary tools for effective light installations in hand:

- Underwater spotlights for water installations, fountains and floating aggregates
- Innovative LED technology provides a high level of light incidence, whilst being highly energy-efficient



ProfiLux LED Spot 1500/DMX/02

- For professional installation, transformers and cables are provided, along with the corresponding installation materials.

New in LED-Illumination assortment:

- ProfiLux LED 110/DMX/02
- ProfiLux LED Spot 1500/DMX/02
- ProfiLux LED Flood 1500/DMX/02
- ProfiPlane LED 110/DMX/02
- ProfiLux LED 350/01
- ProfiLux LED 1100/01
- ProfiLux LED Spot 2200/01
- ProfiLux LED Flood 2200/1

• LED Technology	page 102
RGB-LED light	
ProfiLux LED 110	page 102
ProfiLux LED 320	page 104
ProfiLux LED Spot 1500	page 106
ProfiLux LED Flood 1500	page 108
ProfiPlane LED 110	page 110
ProfiPlane LED 320	page 112
ProfiRing LED 320	page 114
Neutral white light	
ProfiLux LED 350	page 116
ProfiLux LED 1100/01	page 118
ProfiLux LED Spot 2200/01	page 120
ProfiLux LED Flood 2200/01	page 122
• Halogen spotlights	page 124
ProfiLux 370 LED 01	page 124
LunAqua 10 LED 01	page 124
ProfiLux E 101 Halogen	page 126
LunAqua 10 Halogen	page 126
LunAqua 5.1	page 128
UWS TN 508	page 128
UWS T 111/TS 111	page 130
Lamp Holder	page 132
Freestand Light	page 132



	Fresh Water	Pool Water	Sea Water	220-240 V	400 V	110-120 V	50 Hz	60 Hz	12 V AC	24 V DC	DMX	DMX/RDM	Plug and Spray
ProfiLux LED 110	✓	✓	✓	✓	✓	✓	✓	✓	✓	✓	✓	✓	✓

PROFILUX LED 110/DMX/02

The ProfiLux LED 110/DMX/02 is the new, tiny, compact and powerful RGB-LED light with 213 lumen and a beam angle of 25°.

The compact LED-light ($\varnothing = 75.2 \text{ mm}$) has a high quality stainless steel housing and is suitable for fresh water, pool water and sea water application (for definition see page 232). Equipped with a temperature control and a thermal protection, the LED light can also be installed dry. The lifetime of these lights is up to 100,000 h.*

The light is supplied with a bracket for ground installation as well as for nozzle tube mounting (designed for socket 10 (51018)). The RGB-LED light has a 1 mtr. long connecting cable with a waterproof hybrid (power/data) connector. The ProfiLux LED light can be controlled via DMX with the underwater LED Driver/

DMX/02 (50720) (not in scope of supply). The basic colours of the LED-RGBW-lights are measured individually for their brightness. The LED-Driver ensures equal brightness for all lights in the system, thereby creating a homogeneous colour combination.

Product characteristics at a glance

- Energy efficient LED-RGB-light with bracket for ground installation and nozzle tube mounting.
- 213 Lumen with a beam angle of 25°, max. 6 Watt
- Temperature controlled high quality LED for an extra-long life of up to 100,000 h.*
- Wet and dry installation – water proof in accordance with IP68
- For fresh water, pool water and sea water
- External electronic in a separate control box / junction box – waterproof connector, easy to connect.
- DMX/RDM-capable in combination with the Underwater LED Driver/DMX/02 (50720)
- Individual measurement of the basic colours of the LED-RGBW lights and the use of the Underwater LED Driver/DMX/02 (50720) guarantees equal brightness of all lights in the system and a homogeneous colour combination.
- Galvanic isolation between the DMX and 24V DC power
- Stroboscope effect

*In case of underwater application, an intelligent heat management and quality LED enables a lifetime of up to 100.000 hrs. This claim does not entitle to a guarantee.

INNOVATION – MADE BY OASE

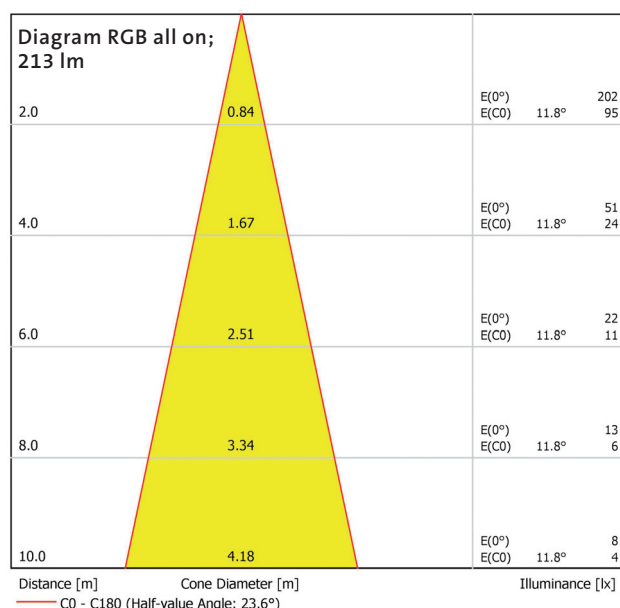


ProfiLux LED 110/DMX/02

The variety of colour combinations and the stroboscope effect reveal their full effect in combination with dynamic water effects which can be generated, for eg. , with the Vario-Switch or the Varionaut pumps. Together, they create completely new compositions on open spaces and in fountains.

The Underwater LED Driver/DMX/02 (see page 148) is required for a DMX/RDM-capable application of the ProfiLux LED light . In addition a RDM-capable controller , like WECS II (WECS II 512, WECS II 1024 or WECS II 2048, see page 156-165), is also needed.

The ProfiLux-LED light has a 1 mtr. long connecting cable with a hybrid connector for connecting it to the Underwater LED Driver/DMX/02. A 3.0 mtr. or 7.5 mtr. hybrid extension cable per light can be used for extending the connection

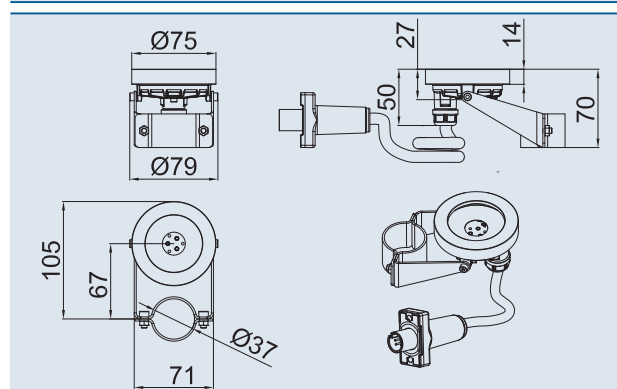
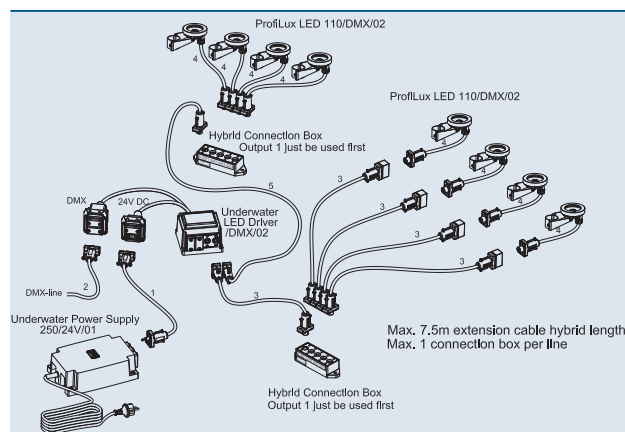


Accessories (must be ordered separately)

Extension cable hybrid / 3.0 m (see page 146)	50728
Extension cable hybrid / 7.5 m (see page 146)	56403
Hybrid connection box (see page 146)	56404
Underwater LED Driver (see page 148)	50720
Connecting cable DMX/01 (see page 144)	Order no.
Connecting cable DMX/1.0 m/01	12368
Connecting cable DMX/3.0 m/01	12369
Connecting cable DMX/5.0 m/01	12371
Connecting cable DMX/10.0 m/01	12372
Connecting cable DMX/20.0 m/01	12373
End Resistant for Bus-System DMX/01	12007
Connecting cable 24V DC/01 (see page 142)	Order no.
Connecting cable 24V DC /1.0 m/01	12762
Connecting cable 24V DC /3.0 m/01	12552
Connecting cable 24V DC /7.5 m/01	12553
Connecting cable 24V DC /15.0 m/01	11720
PowerBox 24 V DC / 01 (see page 143)	50493
Underwater power supply 250 / 24 V / 01 (see page 152)	50733
WECS II 512 (see page 156)	56491
WECS II 1024 (see page 156)	56492
WECS II 2048 (see page 162)	56507

(see page 146). Up to 4 LEDs can be individually controlled with this external Underwater LED-Driver. The Underwater LED Driver/DMX/02 is equipped with two connection boxes – one for the power supply with 24V DC and the other one for a DMX/RDM-data cable. The special connection technology makes a watertight pluggable cabling possible.

The use of the hybrid connection box can lead to an economic advantage of the system. The lights which are connected to the hybrid box always have the same colour. (see system diagram.)



DMX-Channel	Function
Channel 1	red
Channel 2	green
Channel 3	blue
Channel 4	strobe

ProfiLux LED 110/DMX/02		
Luminous flux all on	[lm]	213
Luminous flux red	[lm]	64
Luminous flux green	[lm]	114
Luminous flux blue	[lm]	35
Beam angle	[°]	25 (± 2)
Strobe effect	[Hz]	25
Energy efficiency category		A
Weighted energy consumption [kWh/1000h]		6.6
Rated voltage	[V/DC]	24
Power consumption	[W]	6
Rated current	[A]	0.26
Dim frequency	[Hz]	2800
Power connection type		Hybrid plug
Cable length	[m]	1
Protection class		IP 68
Dimensions (Ø x h)	[mm]	75.2 x 70
Material		Stainless steel 1.4404 (AISI 316L)
Weight	[kg]	0.48
Order no.		56267



	Fresh Water	Pool Water	Sea Water	220-240 V	400 V	110-120 V	50 Hz	60 Hz	12 V AC	24 V DC	DMX	DMX/RDM	Plug and Spray
ProfiLux LED 320													

PROFILUX LED 320/DMX/02

The ProfiLux RGB LED-light is the new innovative illumination technology from OASE; DMX/RDM cable for higher fountains.

This LED-RGB light comes with high-quality stainless steel housing for fresh-, pool and saltwater (definition see on page 232). These LED-light have temperature regulation and overheating protection so that dry installation also possible. They have a lifetime up to 100.000h.*

The basic colours of the LED-RGB-lights are each measured for their brightness. Our OASE LED-Driver (see page 148) ensures equal brightness for all lights in the system, thereby creating a homogeneous colour combination.

INNOVATION – MADE BY OASE



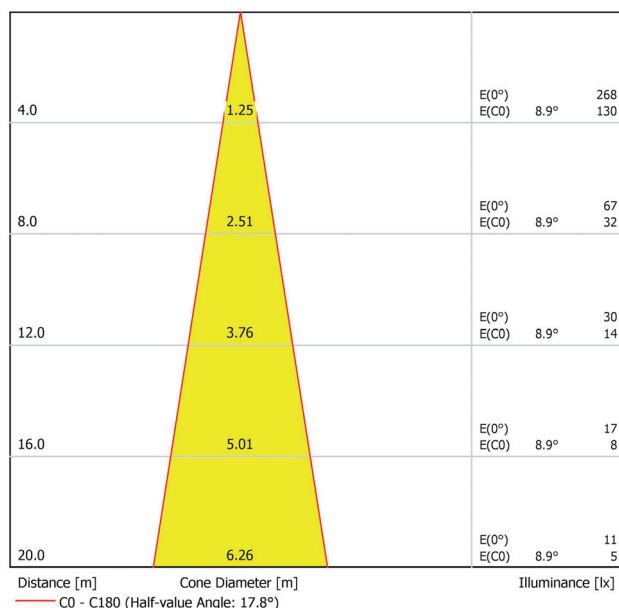
ProfiLux LED 320/DMX/02

Product characteristics at a glance

- Energy efficient LED-RGB-light with mounting bracket and fine adjustment.
- 573 Lumen with a narrow beam angle of 16°, max. 16 Watt
- Temperature controlled high quality LED for an extra-long life of up to 100,000 h.*
- Wet and dry installation – water proof in accordance with IP68
- For fresh water, pool water and sea water
- External electronic in a separate control box / junction box – waterproof connector, easy to connect.
- DMX/RDM-capable in combination with the Underwater LED Driver/DMX/02 (50720)
- Individual measurement of the basic colours of the LED-RGBW lights and the use of the Underwater LED Driver/DMX/02 (50720) guarantees equal brightness of all lights in the system and a homogeneous colour combination.
- Galvanic isolation between the DMX and 24V DC power

*In case of underwater application, an intelligent heat management and quality LED enables a lifetime of up to 100.000 hrs. This claim does not entitle to a guarantee.

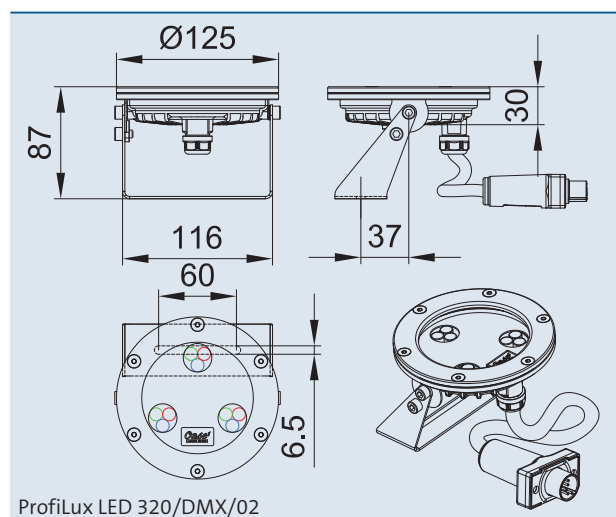
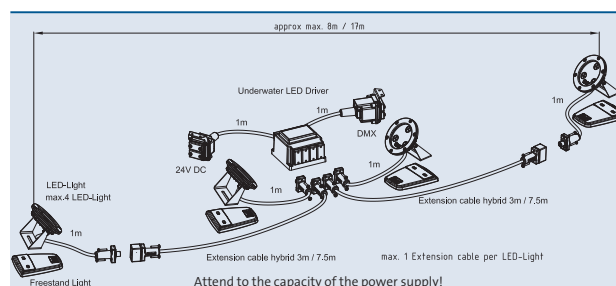
The vibrant colour show their full wonders when combined with the Vario-Switch system or the Varionaut-pumps. In combination they pave the way for a completely new composition of open space and fountain installation. The Underwater LED Driver (see on page 148) is required for the DMX/RDM capable use of the ProfiLux LED. Also a RDM-capable controller like the WECS II (WECS II 512, WECS II 1024 and WECS II 2048, see on page 156-165) is necessary. Due to this capability they send information back to the control panel. The ProfiLux LED has one plug with one meter cable to connect with the Underwater LED-Driver. For larger distances the Extension cable hybrid 3,0 m or



Accessories (must be ordered separately)

Extension cable hybrid / 3.0 m (see page 146)	50728
Extension cable hybrid / 7.5 m (see page 146)	56403
Underwater LED Driver (see page 148)	50720
Lamp Holder (see page 132)	50786
Freestand Light (see page 132)	50978
Connecting cable DMX/01 (see page 144)	Order no.
Connecting cable DMX/1.0 m/01	12368
Connecting cable DMX/3.0 m/01	12369
Connecting cable DMX/5.0 m/01	12371
Connecting cable DMX/10.0 m/01	12372
Connecting cable DMX/20.0 m/01	12373
End Resistant for Bus-System DMX/01	12007
Connecting cable 24V DC/01 (see page 142)	Order no.
Connecting cable 24V DC /1.0 m/01	12762
Connecting cable 24V DC /3.0 m/01	12552
Connecting cable 24V DC /7.5 m/01	12553
Connecting cable 24V DC /15.0 m/01	11720
PowerBox 24 V DC / 01 (see page 143)	50493
Underwater power supply 250 / 24 V / 01 (see page 152)	50733
WECS II 512 (see page 156)	56491
WECS II 1024 (see page 156)	56492
WECS II 2048 (see page 162)	56507

7 m is used (see on page 146). Up to 4 LEDs can be controlled individually with this external control. The Underwater LED Driver contains two connection boxes for the 24 Volt power supply and DMX/RDM data source. Through this special connection technology, wiring by hand is no longer necessary. Pumps and other consumer loads (e.g. Varionaut) can be connected easily to DMX/RDM of the light. The pluggable Underwater power supply 250 24 V /01 (see on page 152) is required for the plug and spray function on the 24 Volt power supply.



DMX-Channel	Function
Channel 1	red
Channel 2	green
Channel 3	blue

ProfiLux LED 320/DMX/02		
Luminous flux all on	[lm]	573
Luminous flux red	[lm]	172
Luminous flux green	[lm]	307
Luminous flux blue	[lm]	94
Beam angle	[°]	16 (± 2)
Energy efficiency category		A
Weighted energy consumption [kWh/1000h]		17.6
Rated voltage	[V/DC]	24
Power consumption	[W]	16
Rated current	[A]	0.7
Dim frequency	[Hz]	500
Power connection type		Hybrid plug
Cable length	[m]	1
Protection class		IP 68
Dimensions (Ø x h)	[mm]	125 x 87
Material		Stainless steel 1.4404 (AISI 316L)
Weight	[kg]	1.20
Order no.		50717



	Fresh Water	Pool Water	Sea Water	220-240 V	400 V	110-120 V	50 Hz	60 Hz	12 V AC	24 V DC	DMX	DMX/RDM	Plug and Spray
Profilux LED Spot 1500													

PROFILUX LED SPOT 1500/DMX/02

The new Profilux LED Spot 1500/DMX/02, with 1345 lumen and a narrow beam angle of 11° for higher fountains, the most powerful RGBW-LED (spot) light.

The LED-spot-light has a high quality stainless steel housing and is suitable for fresh water, pool water and sea water application (for definition see page 232). Equipped with a temperature control and a thermal protection, the LED light can also be installed dry. The lifetime of these lights is up to 100,000 h.*

The Spot has a waterproof hybrid (voltage/data) connector. With the underwater LED Driver/

DMX/02 (50720) (not in scope of supply) the Profilux LED light can be controlled via DMX.

The basic colours of the LED-RGBW-lights are measured individually for their brightness. The LED-Driver ensures equal brightness for all lights in the system, thereby creating a homogeneous colour combination.

Product characteristics at a glance

- Energy efficient LED-RGBW-light with mounting bracket and fine adjustment.
- 1345 Lumen with a narrow beam angle of 11°, max. 31.8 Watt
- Temperature controlled high quality LED for an extra-long life of up to 100,000 h.*
- Wet and dry installation – water proof in accordance with IP68
- For fresh water, pool water and sea water
- External electronic in a separate control box / junction box – waterproof connector, easy to connect.
- DMX/RDM-capable in combination with the Underwater LED Driver/DMX/02 (50720)
- Individual measurement of the basic colours of the LED-RGBW lights and the use of the Underwater LED Driver/DMX/02 (50720) guarantees equal brightness of all lights in the system and a homogeneous colour combination.
- Galvanic isolation between the DMX and 24V DC power
- Stroboscope effect

*In case of underwater application, an intelligent heat management and quality LED enables a lifetime up to 100.000 hrs. This claim does not entitle to a guarantee.

INNOVATION – MADE BY OASE

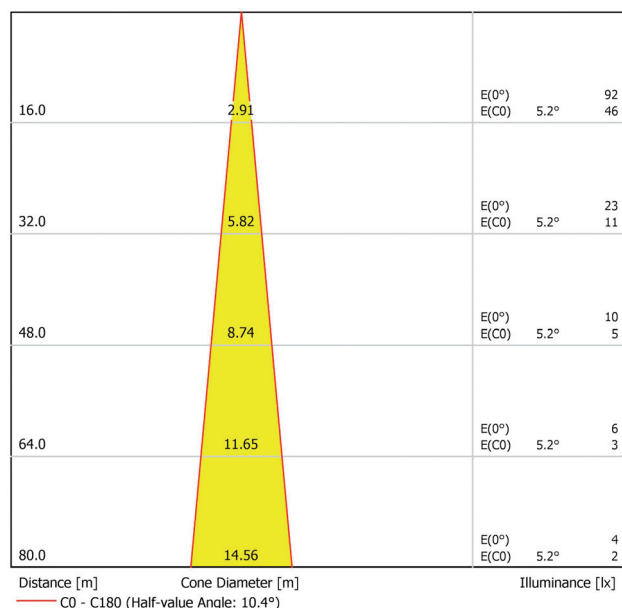


Profilux LED Spot 1500/DMX/02

The variety of colour compositions reveal their full effect in combination with dynamic water effects which can be generated for eg. with the Vario-Switch, the AirNozzle or the Varionaut pumps. Together, they create completely new compositions on open spaces and in fountains.

The Underwater LED Driver/DMX/02 (see page 148) is required for a DMX/RDM-capable application of the ProfiLux LED Spot. In addition a RDM-capable controller like WECS II (WECS II 512, WECS II 1024 or WECS II 2048, see page 156-165) is also needed.

The ProfiLux-LED-Spot has a hybrid socket connection. The Underwater LED Driver/DMX/02 is connected to the ProfiLux LED Spot with a 3.0 mtr. or a 7.5 mtr. Hybrid-Extension cable (not in scope of supply) (see page 146). Up

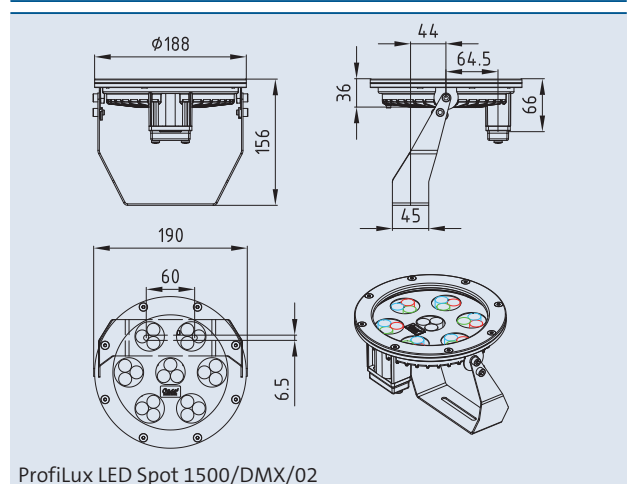
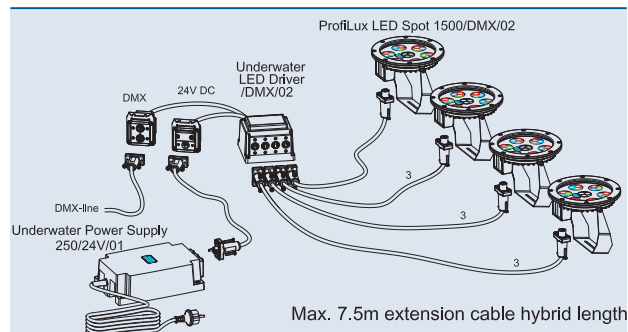


Accessories (must be ordered separately)

Extension cable hybrid / 3.0 m (see page 146)	50728
Extension cable hybrid / 7.5 m (see page 146)	56403
Underwater LED Driver (see page 148)	50720
Lamp Holder (see page 132)	50786
Freestand Light (see page 132)	50978
Connecting cable DMX/01 (see page 144)	Order no.
Connecting cable DMX/1.0 m/01	12368
Connecting cable DMX/3.0 m/01	12369
Connecting cable DMX/5.0 m/01	12371
Connecting cable DMX/10.0 m/01	12372
Connecting cable DMX/20.0 m/01	12373
End Resistant for Bus-System DMX/01	12007
Connecting cable 24V DC/01 (see page 142)	Order no.
Connecting cable 24V DC /1.0 m/01	12762
Connecting cable 24V DC /3.0 m/01	12552
Connecting cable 24V DC /7.5 m/01	12553
Connecting cable 24V DC /15.0 m/01	11720
PowerBox 24 V DC / 01 (see page 143)	50493
Underwater power supply 250 / 24 V / 01 (see page 152)	50733
WECS II 512 (see page 156)	56491
WECS II 1024 (see page 156)	56492
WECS II 2048 (see page 162)	56507

to 4 LEDs can be individually controlled with this external Underwater LED-Driver.

The Underwater LED Driver/DMX/02 is equipped with two connection boxes – one for the power supply with 24V DC and the other one for a DMX/RDM-data cable. The special connection technology makes a watertight pluggable cabling possible.



ProfiLux LED Spot 1500/DMX/02

DMX-Channel	Function
Channel 1	red
Channel 2	green
Channel 3	blue
Channel 4	white
Channel 5	strobe

ProfiLux LED Spot 1500/ DMX/02		
Luminous flux all on	[lm]	1263
Luminous flux red	[lm]	284
Luminous flux green	[lm]	509
Luminous flux blue	[lm]	156
Luminous flux white	[lm]	313
Colour temperature LED white	[K]	4000 (± 200)
Colour Rendering Index (CRI)	[%]	80
Beam angle	[°]	11 (± 2)
Strobe effect	[Hz]	25
Energy efficiency category		A
Weighted energy consumption [kWh/1000h]		35
Rated voltage	[V/DC]	24
Power consumption	[W]	32
Rated current	[A]	1.4
Dim frequency	[Hz]	2800
Power connection type		Hybrid socket
Protection class		IP 68
Dimensions (Ø x h)	[mm]	188 x 156
Material		Stainless steel 1.4404 (AISI 316L)
Weight	[kg]	2.75
Order no.		56388



	Fresh Water	Pool Water	Sea Water	220-240 V	400 V	110-120 V	50 Hz	60 Hz	12 V AC	24 V DC	DMX	DMX/RDM	Plug and Spray
ProfiLux LED Flood 1500													

PROFILUX LED FLOOD 1500/ DMX/02

The ProfiLux LED Flood 1500/DMX/02 is the new and the most powerful RGBW-LED flood light. It has a lumen output of 1345 lumens and a wide beam angle of 31° for wide-area illumination.

The LED-flood-light has a high quality stainless steel housing and is suitable for fresh water, pool water and sea water application (for definition see page 232). Equipped with a temperature control and a thermal protection, the LED light can also be installed dry. The lifetime of these lights is up to 100,000 h.*

The light has a waterproof hybrid (voltage/data) connector. With the underwater LED Driver/DMX/02 (50720) (not in scope of supply) the Pro-

fiLux LED light can be controlled via DMX.

The basic colours of the LED-RGBW-lights are measured individually for their brightness. The LED-Driver ensures equal brightness for all lights in the system, thereby creating a homogeneous colour combination.

Product characteristics at a glance

- Energy efficient LED-RGBW-light with mounting bracket and fine adjustment.
- 1345 Lumen with a wide beam angle of 31°, max. 31.8 Watt
- Temperature controlled high quality LED for an extra-long life of up to 100,000 h.*
- Wet and dry installation – water proof in accordance with IP68
- For fresh water, pool water and sea water
- External electronic in a separate control box / junction box – waterproof connector, easy to connect.
- DMX/RDM-capable in combination with the Underwater LED Driver/DMX/02 (50720)
- Individual measurement of the basic colours of the LED-RGBW lights and the use of the Underwater LED Driver/DMX/02 (50720) guarantees equal brightness of all lights in the system and a homogeneous colour combination.
- Galvanic isolation between the DMX and 24V DC power
- Stroboscope effect

*In case of underwater application, an intelligent heat management and quality LED enables a lifetime of up to 100.000 hrs. This claim does not entitle to a guarantee.

INNOVATION – MADE BY OASE



ProfiLux LED Flood 1500/DMX/02

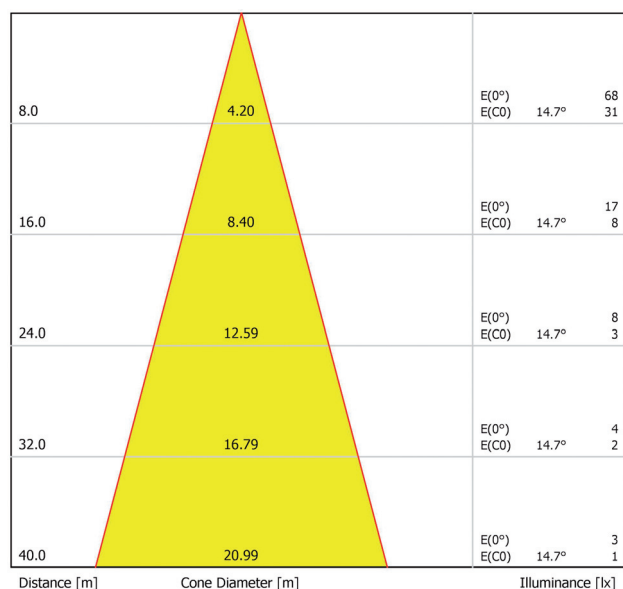
The variety of colour compositions reveal their full effect in combination with dynamic water effects which can be generated, for eg., with the Vario-Switch or the Varionaut pumps. Together, they create completely new compositions on open spaces and in fountains.

The Underwater LED Driver/DMX/02 (see page 148) is required for a DMX/RDM-capable application of the ProfiLux LED Flood. In addition a RDM-capable controller like WECS II (WECS II 512, WECS II 1024 or WECS II 2048, see page 156-165) is also needed.

The ProfiLux-LED-Flood has a hybrid socket connection. The Underwater LED Driver/DMX/02 is connected to the ProfiLux LED Spot with a 3.0 mtr. or a 7.5 mtr. Hybrid-Extension cable (not in scope of supply) (see page 146). Up

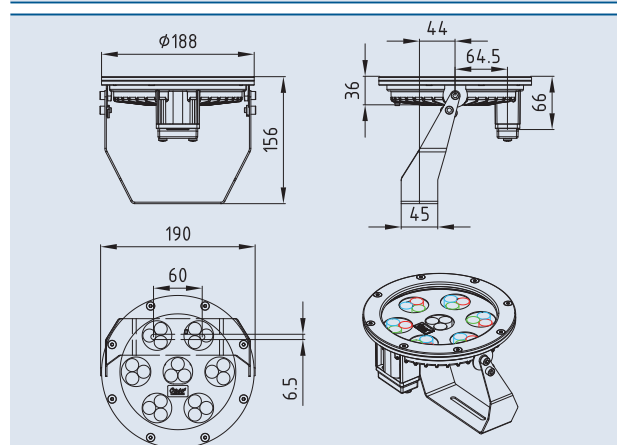
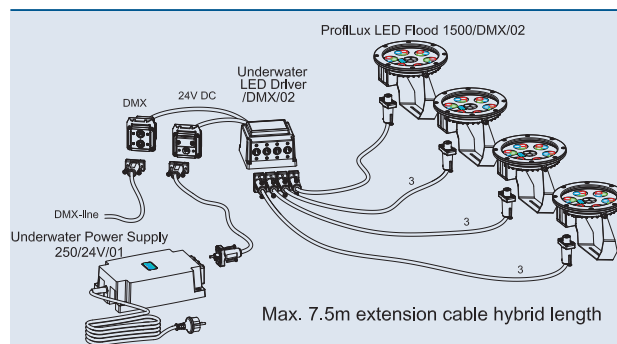
to 4 LEDs can be individually controlled with this external Unterwasser LED-Driver.

The Underwater LED Driver/DMX/02 is equipped with two connection boxes – one for the power supply with 24V DC and the other one for a DMX/RDM-data cable. The special connection technology makes a watertight pluggable cabling possible.



Accessories (must be ordered separately)

Extension cable hybrid / 3.0 m (see page 146)	50728
Extension cable hybrid / 7.5 m (see page 146)	56403
Underwater LED Driver (see page 148)	50720
Lamp Holder (see page 132)	50786
Freestand Light (see page 132)	50978
Connecting cable DMX/01 (see page 144)	Order no.
Connecting cable DMX/1.0 m/01	12368
Connecting cable DMX/3.0 m/01	12369
Connecting cable DMX/5.0 m/01	12371
Connecting cable DMX/10.0 m/01	12372
Connecting cable DMX/20.0 m/01	12373
End Resistant for Bus-System DMX/01	12007
Connecting cable 24V DC/01 (see page 142)	Order no.
Connecting cable 24V DC /1.0 m/01	12762
Connecting cable 24V DC /3.0 m/01	12552
Connecting cable 24V DC /7.5 m/01	12553
Connecting cable 24V DC /15.0 m/01	11720
PowerBox 24 V DC / 01 (see page 143)	50493
Underwater power supply 250 / 24 V / 01 (see page 152)	50733
WECS II 512 (see page 156)	56491
WECS II 1024 (see page 156)	56492
WECS II 2048 (see page 162)	56507



ProfiLux LED Flood 1500/DMX/02

DMX-Channel	Function
Channel 1	red
Channel 2	green
Channel 3	blue
Channel 4	white
Channel 5	strobe

ProfiLux LED Flood 1500 / DMX / 02		
Luminous flux all on	[lm]	1263
Luminous flux red	[lm]	284
Luminous flux green	[lm]	509
Luminous flux blue	[lm]	156
Luminous flux white	[lm]	313
Colour temperature LED white	[K]	4000 (± 200)
Colour Rendering Index (CRI)	[%]	80
Beam angle	[°]	31 (± 2)
Strobe effect	[Hz]	25
Energy efficiency category		A
Weighted energy consumption [kWh/1000h]		35
Rated voltage	[V/DC]	24
Power consumption	[W]	32
Rated current	[A]	1.4
Dim frequency	[Hz]	2800
Power connection type		Hybrid socket
Protection class		IP 68
Dimensions (Ø x h)	[mm]	188 x 156
Material		Stainless steel 1.4404 (AISI 316L)
Weight	[kg]	2.75
Order no.		56391



	Fresh Water	Pool Water	Sea Water	220-240 V	400 V	110-120 V	50 Hz	60 Hz	12 V AC	24 V DC	DMX	DMX/RDM	Plug and Spray
ProfiPlane LED 110													

PROFIPLANE LED 110/DMX/02

The ProfiPlane LED 110/DMX/02, with 213 lumen and a beam angle of 25°, is the new, tiny, compact and powerful RGB-LED light for ground installation and wall mounting.

The cover glass is embedded in the stainless steel mounting ring forming a smooth surface. This makes it free from any extra dirt collecting edges. The compact LED-light (Ø = 109 mm) has a high quality stainless steel housing and is suitable for fresh water, pool water and sea water application (for definition see page 232). Equipped with a temperature control and a thermal protection, the LED light can also be installed dry. The lifetime of these lights is up to 100,000 h.*

The RGB-LED light has a 1 mtr. long connecting cable with a hybrid (power/data) connector. The ProfiPlane LED light can be controlled via DMX with the underwater LED Driver/DMX/02

(50720) (not in scope of supply). The basic colours of the LED-RGBW-lights are measured individually for their brightness. The LED-Driver ensures equal brightness for all lights in the system, thereby creating a homogeneous colour combination.

Product characteristics at a glance

- Energy efficient LED-RGB-light with stainless steel frame for wall mounting and ground installation
- Mounting ring and glass together form a plane surface
- 213 Lumen with a beam angle of 25°, max. 6 Watt
- Temperature controlled high quality LED for an extra-long life of up to 100,000 h.*
- Wet and dry installation – water proof in accordance with IP68
- For fresh water, pool water and sea water
- External electronic in a separate control box / junction box – waterproof connector, easy to connect.
- DMX/RDM-capable in combination with the Underwater LED Driver/DMX/02 (50720)
- Individual measurement of the basic colours and the use of the Underwater LED Driver/DMX/02 (50720) guarantees equal brightness of all lights in the system and a homogeneous colour combination.
- Galvanic isolation between the DMX and 24V DC power
- Stroboscope effect

*In case of underwater application, an intelligent heat management and quality LED enables a lifetime of up to 100.000 hrs. This claim does not entitle to a guarantee.

INNOVATION – MADE BY OASE

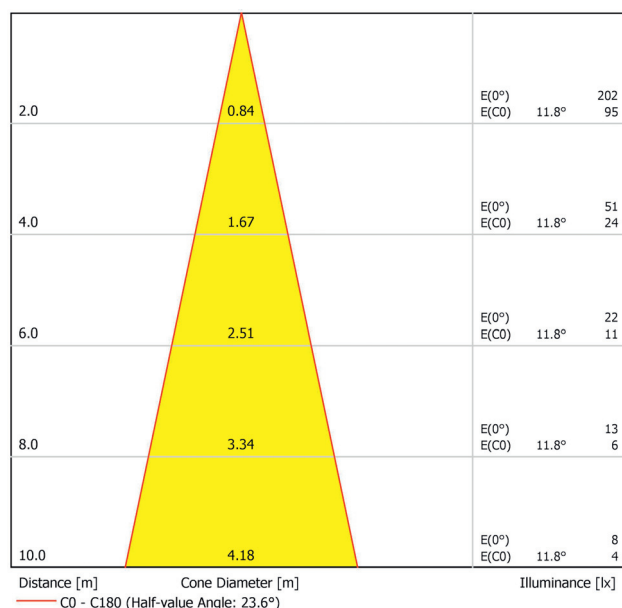


ProfiPlane LED 110/DMX/02

The variety of colour combinations and the stroboscope effect reveal their full effect in combination with dynamic water effects which can be generated, for eg. , with the Varionaut pumps. Together, they create completely new compositions on open spaces and in fountains.

The Underwater LED Driver/DMX/02 (see page 148) is required for a DMX/RDM-capable application of the ProfiPlane LED light (see page 110-113) . In addition a RDM-capable controller, like WECS II (WECS II 512, WECS II 1024 or WECS II 2048 , see page 156-165), is also needed.

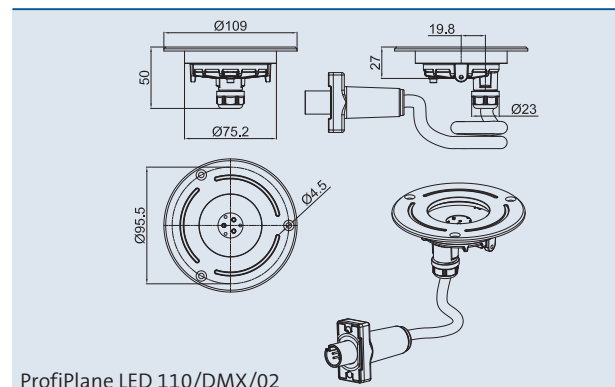
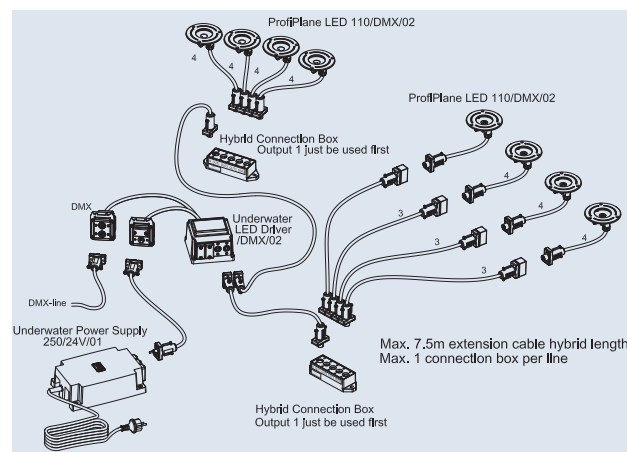
The ProfiPlane-LED light has a 1 mtr. long connecting cable with a hybrid connector for connecting it to the Underwater LED Driver/DMX/02. A 3.0 mtr. or 7.5 mtr. hybrid extension cable per light can be used for extending the connection (see page 146). Up to 4 LEDs can be individually controlled with this external Underwater LED-Driver. The Underwater



Accessories (must be ordered separately)

Extension cable hybrid / 3.0 m (see page 146)	50728
Extension cable hybrid / 7.5 m (see page 146)	56403
Hybrid connection box (see page 146)	56404
Underwater LED Driver (see page 148)	50720
Connecting cable DMX/01 (see page 144)	Order no.
Connecting cable DMX/1.0 m/01	12368
Connecting cable DMX/3.0 m/01	12369
Connecting cable DMX/5.0 m/01	12371
Connecting cable DMX/10.0 m/01	12372
Connecting cable DMX/20.0 m/01	12373
End Resistant for Bus-System DMX/01	12007
Connecting cable 24V DC/01 (see page 142)	Order no.
Connecting cable 24V DC /1.0 m/01	12762
Connecting cable 24V DC /3.0 m/01	12552
Connecting cable 24V DC /7.5 m/01	12553
Connecting cable 24V DC /15.0 m/01	11720
PowerBox 24 V DC / 01 (see page 143)	50493
Underwater power supply 250 / 24 V / 01 (see page 152)	50733
WECS II 512 (see page 156)	56491
WECS II 1024 (see page 156)	56492
WECS II 2048 (see page 162)	56507

LED Driver/DMX/02 is equipped with two connection boxes – one for the power supply with 24V DC and the other one for a DMX/RDM-data cable. The special connection technology makes a watertight pluggable cabling possible. The use of the hybrid connection box can lead to an economic advantage of the system. The lights which are connected to the hybrid box always have the same colour. (see system diagram.)



DMX-Channel	Function
Channel 1	red
Channel 2	green
Channel 3	blue
Channel 4	strobe

ProfiPlane LED 110/DMX/02		
Luminous flux all on	[lm]	213
Luminous flux red	[lm]	64
Luminous flux green	[lm]	114
Luminous flux blue	[lm]	35
Beam angle	[°]	25 (± 2)
Strobe effect	[Hz]	25
Energy efficiency category		A
Weighted energy consumption [kWh/1000h]		6.6
Rated voltage	[V/DC]	24
Power consumption	[W]	6
Rated current	[A]	0.26
Dim frequency	[Hz]	2800
Power connection type		Hybrid plug
Cable length	[m]	1
Protection class		IP 68
Static load max.	[t]	1.5
Dimensions (Ø x h)	[mm]	109 x 50
Material		Stainless steel 1.4404 (AISI 316L)
Weight	[kg]	0.61
Order no.		56298



	Fresh Water	Pool Water	Sea Water	220-240 V	400 V	110-120 V	50 Hz	60 Hz	12 V AC	24 V DC	DMX	DMX/RDM	Plug and Spray
ProfiPlane LED 320													

PROFIPLANE LED 320/DMX/02

The ProfiPlane is developed for in-ground installation. These LED-lights can be built into practically any natural stone or paving. This makes them ideal for use in wet or dry fountain installations.

Nozzles can be integrated in the middle of the LED spotlights to illuminate the fountains. Thus attractive symmetric illumination with continuously changing colour nuances is produced. However these vibrant colour wonders show their full potential when combined with the Varionaut system or the Varionaut-pumps. In combination they pave the way for a completely new composition of open space and fountain installation. The new generation of LED-RGB light comes with highquality stainless steel housing for fresh-, pool- and saltwater (definition see on page 232). These LED-light have temperature regula-

tion and overheating protection so that dry installation is also possible. They have a lifetime up to 100,000 h.* The basic colours of the LED-RGB-lights are each measured for their brightness. Our OASE LED-Driver (see page 148) ensures equal brightness for all lights in the system, thereby creating a homogeneous colour combination.

Product characteristics at a glance

- Energy efficient LED-RGB-light with a center hole D = 22 mm
- Walk-on-able
- Nozzle lamp locking
- 573 Lumen with a narrow beam angle of 16°, max. 16 Watt
- Temperature controlled high quality LED for an extra-long life of up to 100,000 h.*
- Wet and dry installation – water proof in accordance with IP68
- For fresh water, pool water and sea water
- External electronic in a separate control box / junction box – waterproof connector, easy to connect.
- DMX/RDM-capable in combination with the Underwater LED Driver/DMX/02 (50720)
- Individual measurement of the basic colours of the LED-RGBW lights and the use of the Underwater LED Driver/DMX/02 (50720) guarantees equal brightness of all lights in the system and a homogeneous colour combination.
- Galvanic isolation between the DMX and 24V DC power

*In case of underwater application, an intelligent heat management and quality LED enables a lifetime of up to 100.000 hrs. This claim does not entitle to a guarantee.

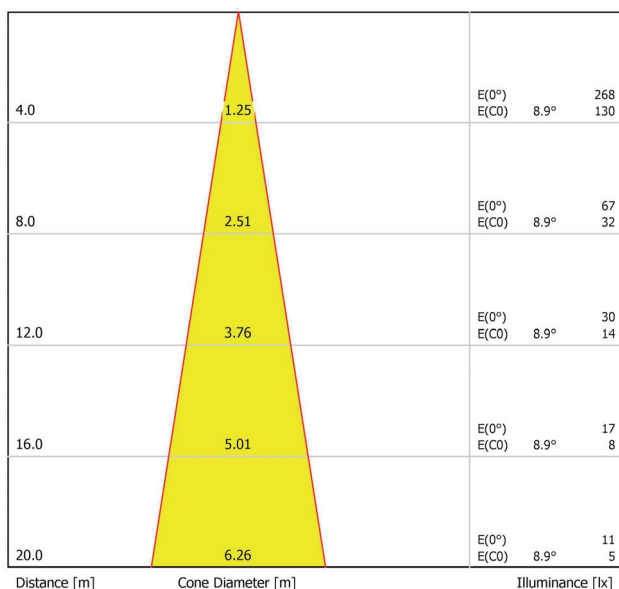
INNOVATION – MADE BY OASE



ProfiPlane LED 320/DMX/02

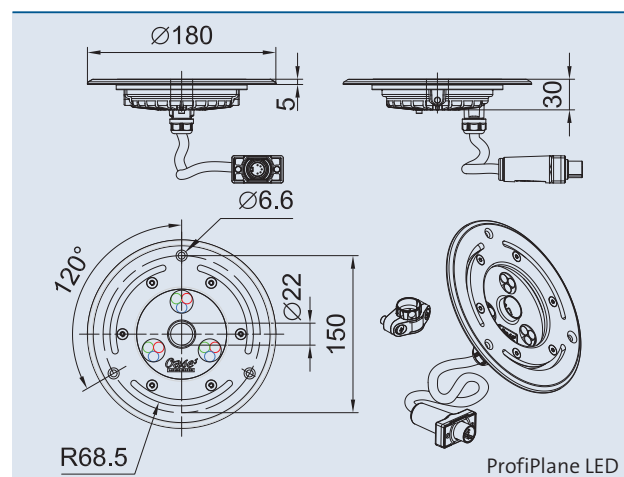
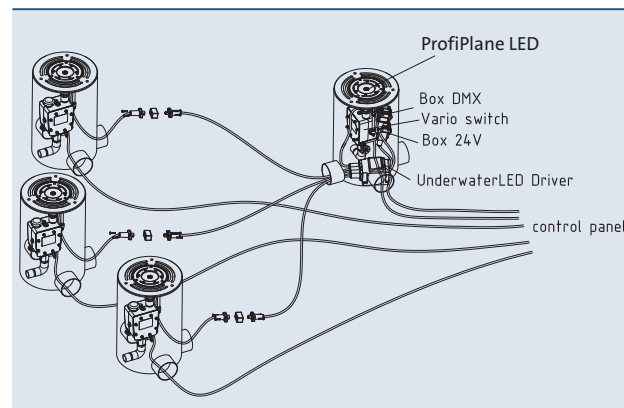
The Underwater LED Driver (see on page 148) is required for the DMX/RDM capable use of the ProfiPlane LED. Also a RDM-capable controller like the WECS II (WECS II 512, WECS II 1024 and WECS II 2048, see on page 156-165) is necessary. Due to this capability they send information back to the control panel. The ProfiPlane LED has one plug with one meter cable to connect with the Underwater LED-Driver. For larger distances the Extension cable hybrid 3,0 m or 7 m is used (see on page 146). Up to 4 LEDs can be controlled individually with this external control. The Underwater LED Driver contains two connec-

tion boxes for the 24 Volt power supply and DMX/RDM data source. Through this special connection technology, wiring by hand is no longer necessary. Pumps and other consumer loads (e.g. Varionaut) can be connected easily to DMX/RDM of the light. The pluggable Underwater power supply 250 24 V /01 (see on page 152) is required for the plug and spray function on the 24 Volt power supply.



Accessories (must be ordered separately)

Recommended Nozzles	Order no.
Comet 10-14 silver (see page 32)	50723
Comet 10-12 T (see page 34)	50968
Comet 10-14 T (see page 34)	50969
Extension cable hybrid / 3.0 m (see page 146)	50728
Extension cable hybrid / 7.5 m (see page 146)	56403
Underwater LED Driver (see page 148)	50720
Connecting cable DMX/01 (see page 144)	Order no.
Connecting cable DMX/1.0 m/01	12368
Connecting cable DMX/3.0 m/01	12369
Connecting cable DMX/5.0 m/01	12371
Connecting cable DMX/10.0 m/01	12372
Connecting cable DMX/20.0 m/01	12373
End Resistant for Bus-System DMX/01	12007
Connecting cable 24V DC/01 (see page 142)	Order no.
Connecting cable 24V DC /1.0 m/01	12762
Connecting cable 24V DC /3.0 m/01	12552
Connecting cable 24V DC /7.5 m/01	12553
Connecting cable 24V DC /15.0 m/01	11720
PowerBox 24 V DC / 01 (see page 143)	50493
Underwater power supply 250 / 24 V / 01 (see page 152)	50733
WECS II 512 (see page 156)	56491
WECS II 1024 (see page 156)	56492
WECS II 2048 (see page 162)	56507



DMX-Channel	Function
Channel 1	red
Channel 2	green
Channel 3	blue

ProfiPlane LED 320/DMX/02		
Luminous flux all on	[lm]	573
Luminous flux red	[lm]	172
Luminous flux green	[lm]	307
Luminous flux blue	[lm]	94
Beam angle	[°]	16 (± 2)
Energy efficiency category		A
Weighted energy consumption [kWh/1000h]		17.6
Rated voltage	[V/DC]	24
Power consumption	[W]	16
Rated current	[A]	0.7
Dim frequency	[Hz]	500
Power connection type		Hybrid plug
Cable length	[m]	1
Protection class		IP 68
Static load max.	[t]	1.5
Dimensions (Ø x h)	[mm]	188 x 30
Material		Stainless steel 1.4404 (AISI 316L)
Weight	[kg]	1.50
Order no.		50719



	Fresh Water	Pool Water	Sea Water	220-240 V	400 V	110-120 V	50 Hz	60 Hz	12 V AC	24 V DC	DMX	DMX/RDM	Plug and Spray
ProfiRing LED 320													

PROFIRING LED 320/DMX/02

The ProfiRing is developed specifically to illuminate fountains. Nozzles can be integrated in the middle of the LED light. Thus attractive symmetric illumination with continuously changing colour nuances is produced.

The ProfiRing LED is mainly used in the pool directly under the water surface. These LED-lights have temperature regulation and overheating protection so that dry installation is also possible. However these vibrant colour wonders show their full potential when combined with the Varionaut-pumps or the Vario-Switch system. In combination they pave the way for a completely new composition of open space and fountain installation. The new generation of LED-RGB light comes with highquality stainless steel housing for fresh-, pool- and saltwater (definition see

on page 232). They have a lifetime up to 100,000 h.* The basic colours of the LED-RGB-lights are each measured for their brightness. Our OASE LED-Driver (see page 148) ensures equal brightness for all lights in the system, thereby creating a homogeneous colour combination.

Product characteristics at a glance

- Energy efficient LED-RGB-light with a center hole D = 22 mm
- Nozzle lamp locking
- 573 Lumen with a narrow beam angle of 16°, max. 16 Watt
- Temperature controlled high quality LED for an extra-long life of up to 100,000 h.*
- Wet and dry installation – water proof in accordance with IP68
- For fresh water, pool water and sea water
- External electronic in a separate control box / junction box – waterproof connector, easy to connect.
- DMX/RDM-capable in combination with the Underwater LED Driver/DMX/02 (50720)
- Individual measurement of the basic colours of the LED-RGBW lights and the use of the Underwater LED Driver/DMX/02 (50720) guarantees equal brightness of all lights in the system and a homogeneous colour combination.
- Galvanic isolation between the DMX and 24V DC power

*In case of underwater application, an intelligent heat management and quality LED enables a lifetime of up to 100.000 hrs. This claim does not entitle to a guarantee.

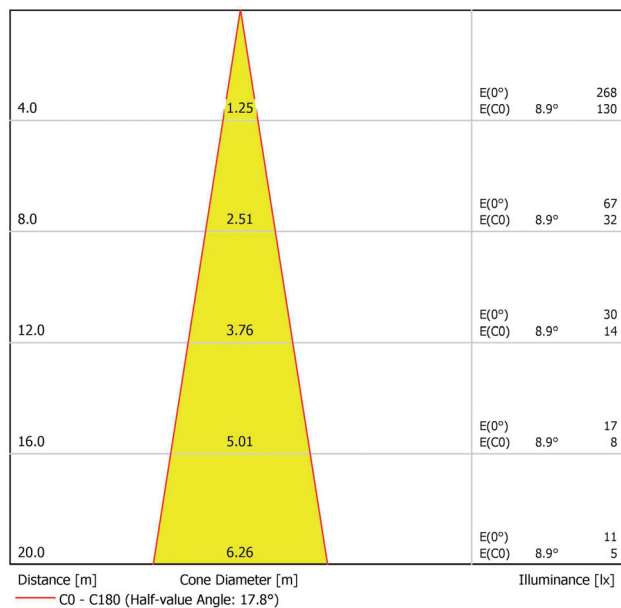
INNOVATION – MADE BY OASE



ProfiRing LED 320/DMX/02

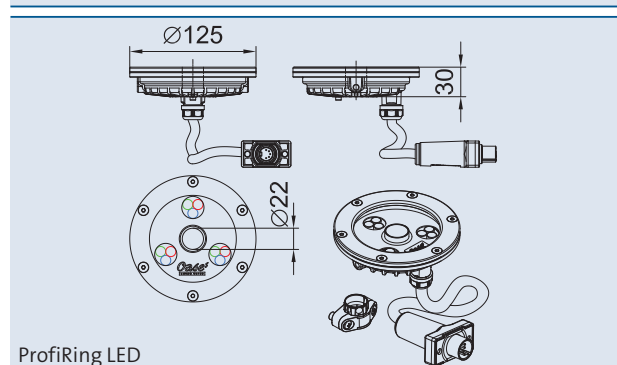
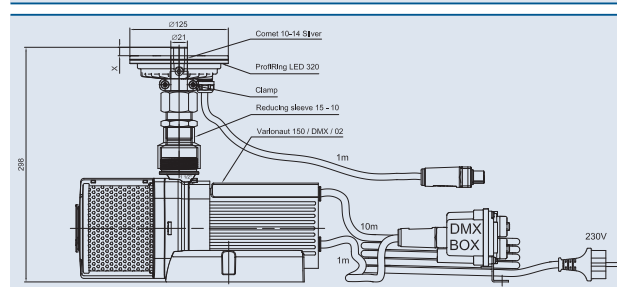
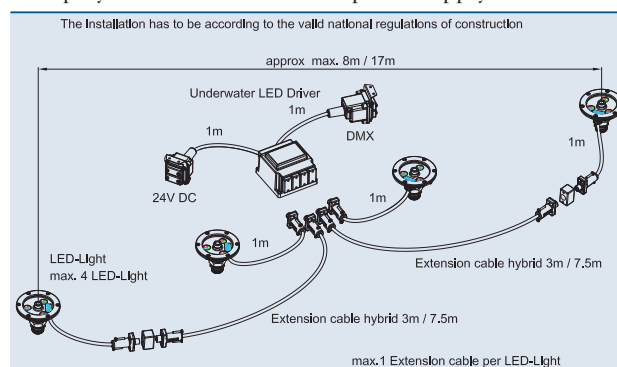
The Underwater LED Driver (see on page 148) is required for the DMX/RDM capable use of the ProfiRing LED. Also a RDM-capable controller like the WECS II (WECS II 512, WECS II 1024 and WECS II 2048, see on page 156-165) is necessary. Due to this fact they send information back to the control panel. The ProfiRing LED has one plug with one meter cable to connect with the Underwater LED-Driver. For larger distances is designed the Extension cable hybrid 3,0 m or 7 m is used (see on page 146). The Underwater LED Driver contains two connection boxes for the 24 Volt power supply and DMX/RDM data source. Through this special connection technology, wiring by hand is no longer necessary. Pumps and

other consumer loads (e.g. Varionaut) can be connected easily to DMX/RDM of the light. The pluggable Underwater power supply 250 24 V /01 (see on page 152) is required for the plug and spray function on the 24 Volt power supply.



Accessories (must be ordered separately)

Recommended Nozzles	Order no.
Comet 10-14 silver (see page 32)	50723
Comet 10-12 T (see page 34)	50968
Comet 10-14 T (see page 34)	50969
Extension cable hybrid / 3.0 m (see page 146)	50728
Extension cable hybrid / 7.5 m (see page 146)	56403
Underwater LED Driver (see page 148)	50720
Connecting cable DMX/01 (see page 144)	Order no.
Connecting cable DMX/1.0 m/01	12368
Connecting cable DMX/3.0 m/01	12369
Connecting cable DMX/5.0 m/01	12371
Connecting cable DMX/10.0 m/01	12372
Connecting cable DMX/20.0 m/01	12373
End Resistant for Bus-System DMX/01	12007
Connecting cable 24V DC/01 (see page 142)	Order no.
Connecting cable 24V DC /1.0 m/01	12762
Connecting cable 24V DC /3.0 m/01	12552
Connecting cable 24V DC /7.5 m/01	12553
Connecting cable 24V DC /15.0 m/01	11720
PowerBox 24 V DC / 01 (see page 143)	50493
Underwater power supply 250 / 24 V / 01 (see page 152)	50733
WECS II 512 (see page 156)	56491
WECS II 1024 (see page 156)	56492
WECS II 2048 (see page 162)	56507



DMX-Channel	Function
Channel 1	red
Channel 2	green
Channel 3	blue

ProfiRing LED 320/DMX/02		
Luminous flux all on	[lm]	573
Luminous flux red	[lm]	172
Luminous flux green	[lm]	307
Luminous flux blue	[lm]	94
Beam angle	[°]	16 (± 2)
Energy efficiency category		A
Weighted energy consumption [kWh/1000h]		17.6
Rated voltage	[V/DC]	24
Power consumption	[W]	16
Rated current	[A]	0.7
Dim frequency	[Hz]	500
Power connection type		Hybrid plug
Cable length	[m]	1
Protection class		IP 68
Dimensions (Ø x h)	[mm]	125 x 30
Material		Stainless steel 1.4404 (AISI 316L)
Weight	[kg]	1.00
Order no.		50718



	Fresh Water	Pool Water	Sea Water	220-240 V	400 V	110-120 V	50 Hz	60 Hz	12 V AC	24 V DC	DMX	DMX/RDM	Plug and Spray
ProfiLux LED 350													

PROFILUX LED 350/01

The ProfiLux LED 350/01 is the new, tiny, compact and powerful white LED light with 340 Lumen and a beam angle of 25°.

This compact neutral white LED-light ($\varnothing = 75.2$ mm) has a high quality stainless steel housing and is suitable for fresh water, pool water and sea water application (for definition see page 232). Equipped with a temperature control and a thermal protection, the LED light can also be installed dry. The lifetime of these lights is up to 100,000 h.* The light is supplied with a moun-

ting bracket for ground installation as well as for nozzle tube mounting (designed for socket 10 (51018)). The LED light has a 4 mtr. long connecting cable with a waterproof 24V/DC connector.

Product characteristics at a glance

- Energy efficient neutral white LED- light with mounting bracket for ground installation and nozzle tube mounting (designed for socket 10 (51018)).
- 340 Lumen with a beam angle of 25°, max. 7.5 Watt
- Colour temperature 4000 K
- 24 V/DC connector with 4mtr. cable
- Watertight in accordance with IP 68, easy to connect
- Reverse polarity protection
- Temperature controlled high quality LED for an extra-long life of up to 100,000 h.*
- Wet and dry installation
- For fresh water, pool water and sea water
- Compact design ($\varnothing \times h$) 75 x 27 [mm]
- DMX/RDM-controllable with Underwater Switch 24 V DC (on/off)

*In case of underwater application, an intelligent heat management and quality LED enables a lifetime of up to 100.000 hrs. This claim does not entitle to a guarantee.

INNOVATION – MADE BY OASE

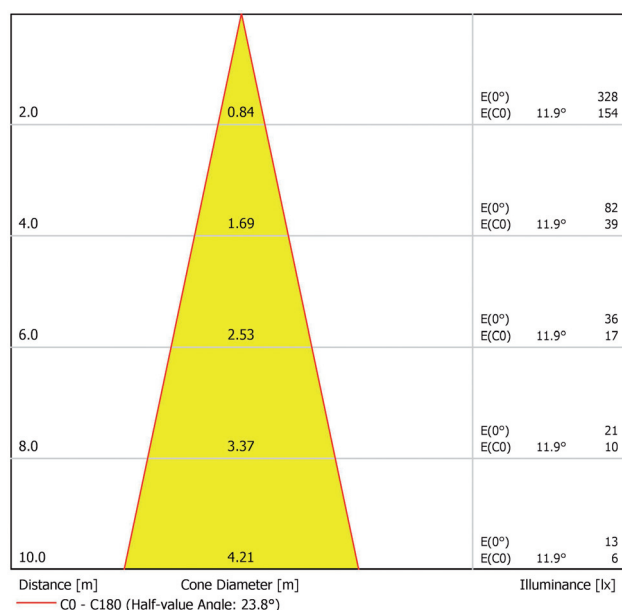


ProfiLux LED 350/01

The white 24 V/DC LED-light has a 4 mtr. long connecting cable with a 24 V/DC connector for connecting it directly to the Underwater power supply 250 24V/01 (50733, see page 152; see also system diagram 1).

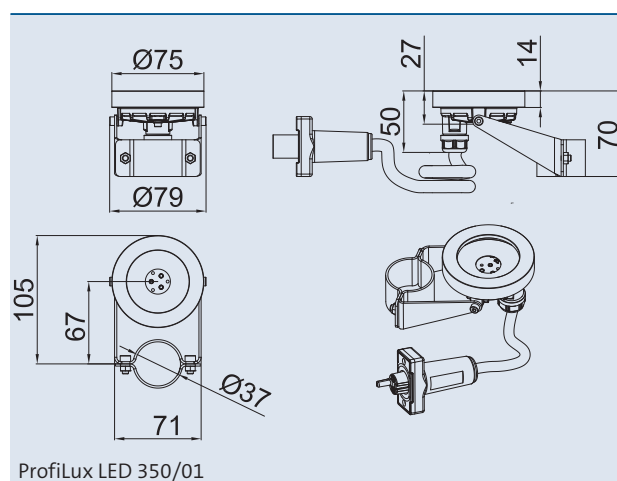
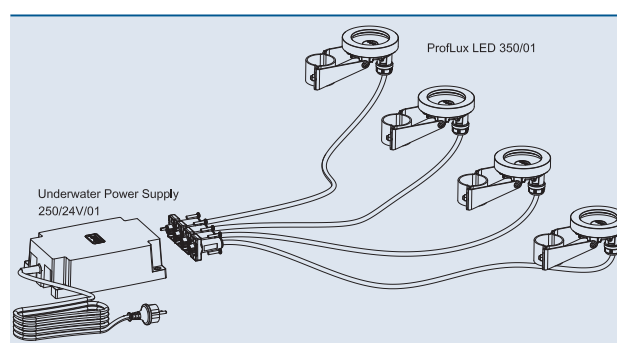
The white LED can also be individually controlled via DMX. In that case the light should be connected directly to the Underwater Switch 24 V DC/DMX/02

(56411, see page 148). Up to 4 LED's can be controlled individually with this Underwater Switch (see system diagram 2). In addition a RDM-capable controller, for eg. WECS II (WECS II 512, WECS II 1024 or WECS II 2048, see page 156-165), is also required.



Accessories (must be ordered separately)

Freestand Light (see page 132)	50978
Underwater Switch 24 V DC/DMX/02 (see page 148)	56411
Connecting cable DMX/01 (see page 144)	Order no.
Connecting cable DMX/1.0 m/01	12368
Connecting cable DMX/3.0 m/01	12369
Connecting cable DMX/5.0 m/01	12371
Connecting cable DMX/10.0 m/01	12372
Connecting cable DMX/20.0 m/01	12373
End Resistant for Bus-System DMX/01	12007
Connecting cable 24V DC/01 (see page 142)	Order no.
Connecting cable 24V DC /1.0 m/01	12762
Connecting cable 24V DC /3.0 m/01	12552
Connecting cable 24V DC /7.5 m/01	12553
Connecting cable 24V DC /15.0 m/01	11720
PowerBox 24 V DC / 01 (see page 143)	50493
Underwater power supply 250 / 24 V / 01 (see page 152)	50733
WECS II 512 (see page 156)	56491
WECS II 1024 (see page 156)	56492
WECS II 2048 (see page 162)	56507



ProfiLux LED 350 / 01		
Luminous flux white	[lm]	340
Colour temperature LED white	[K]	4000 (± 200)
Colour Rendering Index (CRI)	[%]	80
Beam angle	[°]	25 (± 2)
Energy efficiency category		A
Weighted energy consumption [kWh/1000h]		8.25
Rated voltage	[V/DC]	24
Power consumption	[W]	7.5
Rated current	[A]	0.31
Dim frequency	[Hz]	2800
Power connection type		24V DC plug
Cable length	[m]	4
Protection class		IP 68
Dimensions (Ø x h)	[mm]	75 x 70
Material		Stainless steel 1.4404 (AISI 316L)
Weight	[kg]	0.61
Order no.		56331



	Fresh Water	Pool Water	Sea Water	220-240 V	400 V	110-120 V	50 Hz	60 Hz	12 V AC	24 V DC	DMX	DMX/RDM	Plug and Spray
ProfiLux LED 1100													

PROFILUX LED 1100/01

The ProfiLux LED 1100/01, with 918 lumen and a beam angle of 11° is the new, compact and powerful light.

The compact neutral white LED-light (Ø x h) 125 x 32 [mm] has a high quality stainless steel housing and is suitable for fresh water, pool water and sea water application (for definition see page 232). Equipped with a temperature control and a thermal protection, the LED light can also be installed dry. The lifetime of these lights is up to 100,000 h.*

INNOVATION – MADE BY OASE



ProfiLux LED 1100/01

The light is supplied with a bracket with special fine adjustment. The LED light has a 4 mtr. long connecting cable with a watertight 24 V/DC connector.

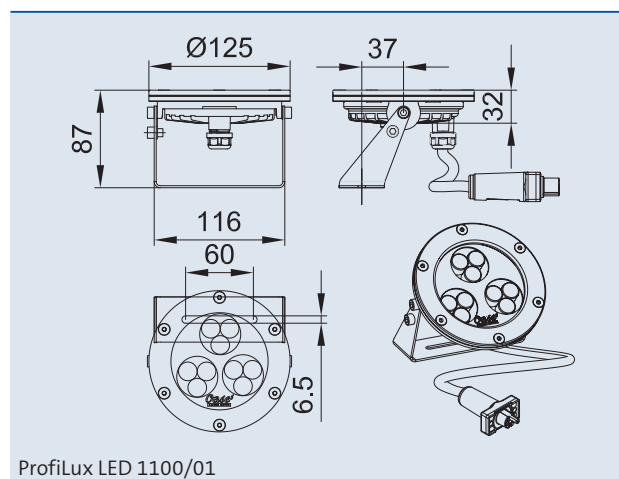
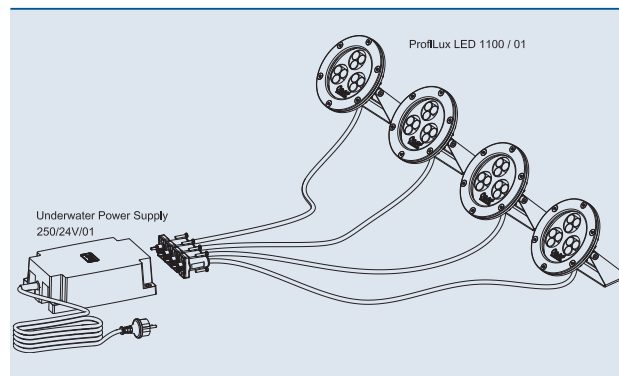
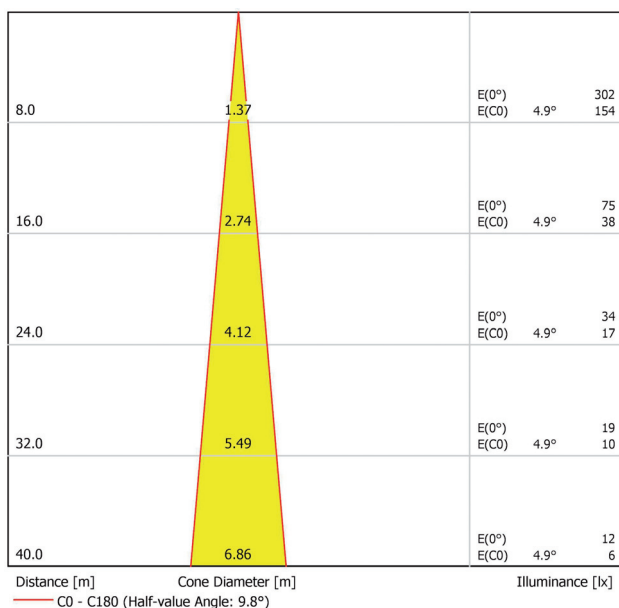
Product characteristics at a glance

- Energy efficient neutral white LED-light with bracket and fine adjustment.
- 918 Lumen with a beam angle of 11°, max. 23 Watt
- Colour Temperature 4000 K
- 24V/DC connector with 4 mtr. cable
- Watertight in accordance with IP 68, easy to connect
- Reverse polarity protection
- Temperature controlled high quality LED for an extra-long life of up to 100,000 h.*
- Wet and dry installation
- For fresh water, pool water and sea water
- Compact design ((Ø x h) 125 x 32 [mm])
- DMX/RDM-controllable with Underwater Switch 24V DC (on/off)

*In case of underwater application, an intelligent heat management and quality LED enables a lifetime of up to 100.000 hrs. This claim does not entitle to a guarantee.

The white 24 V/DC LED-light has a 4 mtr. long connecting cable with a 24 V/DC connector for connecting it directly to the Underwater power supply 250 24V/01 (50733, see page 152; see also system diagram 1).

The white LED can also be individually controlled via DMX. In that case the light should be connected directly to the Underwater Switch 24 V DC/DMX/02 (56411, see page 148). Up to 4 LED's can be controlled individually with this Underwater Switch (see system diagram 2). In addition a RDM-capable controller, for eg. WECS II (WECS II 512, WECS II 1024 or WECS II 2048, see page 156-165), is also required.



ProfiLux LED 1100/01

Accessories (must be ordered separately)

Freestand Light (see page 132)	50978
Underwater Switch 24 V DC/DMX/02 (see page 148)	56411
Connecting cable DMX/01 (see page 144)	Order no.
Connecting cable DMX/1.0 m/01	12368
Connecting cable DMX/3.0 m/01	12369
Connecting cable DMX/5.0 m/01	12371
Connecting cable DMX/10.0 m/01	12372
Connecting cable DMX/20.0 m/01	12373
End Resistant for Bus-System DMX/01	12007
Connecting cable 24V DC/01 (see page 142)	Order no.
Connecting cable 24V DC /1.0 m/01	12762
Connecting cable 24V DC /3.0 m/01	12552
Connecting cable 24V DC /7.5 m/01	12553
Connecting cable 24V DC /15.0 m/01	11720
PowerBox 24 V DC / 01 (see page 143)	50493
Underwater power supply 250 / 24 V / 01 (see page 152)	50733
WECS II 512 (see page 156)	56491
WECS II 1024 (see page 156)	56492
WECS II 2048 (see page 162)	56507

ProfiLux LED 1100 / 01		
Luminous flux white	[lm]	918
Colour temperature LED white	[K]	4000 (± 200)
Colour Rendering Index (CRI)	[%]	80
Beam angle	[°]	11 (± 2)
Energy efficiency category		A
Weighted energy consumption [kWh/1000h]		25.3
Rated voltage	[V/DC]	24
Power consumption	[W]	23
Rated current	[A]	0.95
Dim frequency	[Hz]	2800
Power connection type		24V DC plug
Cable length	[m]	4
Protection class		IP 68
Dimensions (Ø x h)	[mm]	125 x 87
Material		Stainless steel 1.4404 (AISI 316L)
Weight	[kg]	1.20
Order no.		51296



	Fresh Water	Pool Water	Sea Water	220-240 V	400 V	110-120 V	50 Hz	60 Hz	12 V AC	24 V DC	DMX	DMX/RDM	Plug and Spray
Profilux LED Spot 2200													

PROFILUX LED SPOT 2200 /01

The new Profilux LED Spot 2200/01, with 2683 Lumen and a narrow beam angle of 11° for higher fountains, is the most powerful white LED light.

The LED-spot-light has a high quality stainless steel housing and is suitable for fresh water, pool water and sea water application (for defini-

tion see page 232). Equipped with a temperature control and a thermal protection, this neutral white LED light is also suitable for dry installation. The lifetime is up to 100,000 h.*

The Spot comes with a waterproof 24 V/DC connector.

Product characteristics at a glance

- Energy efficient neutral white LED- light with mounting bracket and fine adjustment.
- 2683 Lumen with a beam angle of 11°, max. 55 Watt
- Colour temperature 4000 K
- 24 V/DC (plug-in) connector without cable
- Watertight in accordance with IP 68, easy to connect
- Reverse polarity protection
- Temperature controlled high quality LED for an extra-long life of up to 100,000 h.*
- Wet and dry installation
- For fresh water, pool water and sea water
- Compact design (Ø x h) 188 x 36 [mm]
- DMX/RDM-controllable with Underwater Switch 24 V DC (on/off)

*In case of underwater application, an intelligent heat management and quality LED enables a lifetime of up to 100.000 hrs. This claim does not entitle to a guarantee.

INNOVATION – MADE BY OASE

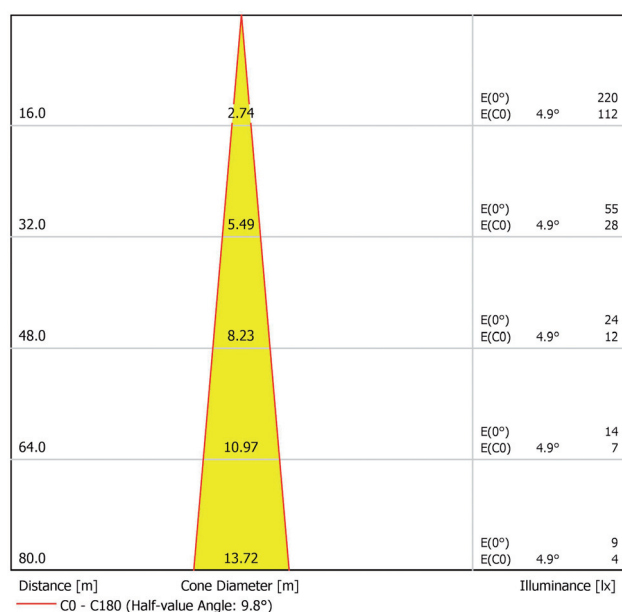


Profilux LED Spot 2200/01

The ProfiLux-LED-Spot has a watertight 24 V/DC socket connector for connecting it to the Underwater Power supply 250 24V/01 (50733, see page 152) with a 1.0 mtr.; 3.0 mtr.; 7.5 mtr. or 15 mtr. connecting cable (see page xxx; see also system diagram 1).

The white LED can also be individually controlled via DMX. In that case the light should be connected to the Underwater Switch 24 V DC/DMX/02 (56411, see page 148). Up to 4 LED's can be controlled indi-

vidually with this Underwater Switch (see system diagram 2). In addition a RDM-capable controller, for eg. WECS II (WECS II 512, WECS II 1024 or WECS II 2048, see page 156-165), is also required.



Accessories (must be ordered separately)

Freestand Light (see page 132) **50978**

Underwater Switch 24 V DC/DMX/02 (see page 148) **56411**

Connecting cable DMX/01 (see page 144) **Order no.**

Connecting cable DMX/1.0 m/01 **12368**

Connecting cable DMX/3.0 m/01 **12369**

Connecting cable DMX/5.0 m/01 **12371**

Connecting cable DMX/10.0 m/01 **12372**

Connecting cable DMX/20.0 m/01 **12373**

End Resistant for Bus-System DMX/01 **12007**

Connecting cable 24V DC/01 (see page 142) **Order no.**

Connecting cable 24V DC /1.0 m/01 **12762**

Connecting cable 24V DC /3.0 m/01 **12552**

Connecting cable 24V DC /7.5 m/01 **12553**

Connecting cable 24V DC /15.0 m/01 **11720**

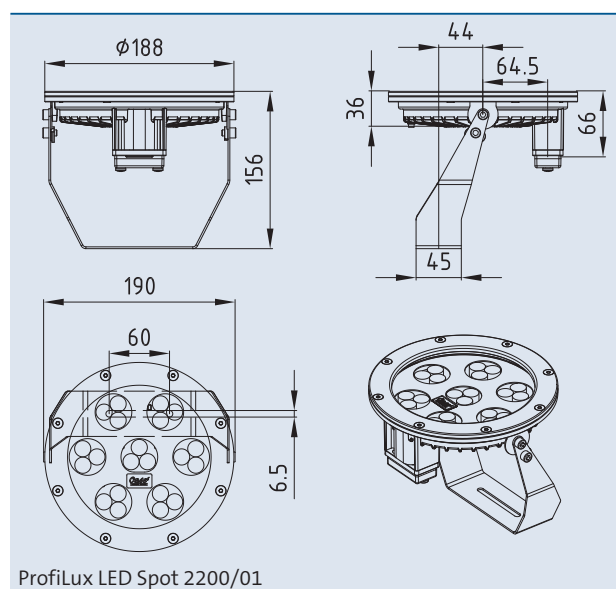
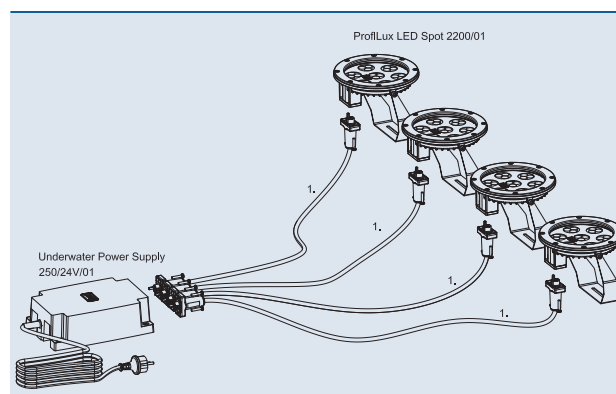
PowerBox 24 V DC / 01 (see page 143) **50493**

Underwater power supply 250 / 24 V / 01 (see page 152) **50733**

WECS II 512 (see page 156) **56491**

WECS II 1024 (see page 156) **56492**

WECS II 2048 (see page 162) **56507**



No.	Cable	Possible length
1	Power cable	1 m / 3 m / 7.5 m / 15 m

ProfiLux LED Spot 2200/01		
Luminous flux white	[lm]	2683
Colour temperature LED white	[K]	4000 (± 200)
Colour Rendering Index (CRI)	[%]	80
Beam angle	[°]	11 (± 2)
Energy efficiency category		A
Weighted energy consumption [kWh/1000h]		60.3
Rated voltage	[V/DC]	24
Power consumption	[W]	55
Rated current	[A]	2.3
Dim frequency	[Hz]	2800
Power connection type		24V DC Socket
Protection class		IP 68
Dimensions (Ø x h)	[mm]	188 x 156
Material		Stainless steel 1.4404 (AISI 316 L)
Weight	[kg]	2.75
Order no.		56401



	Fresh Water	Pool Water	Sea Water	220-240 V	400 V	110-120 V	50 Hz	60 Hz	12 V AC	24 V DC	DMX	DMX/RDM	Plug and Spray
ProfiLux LED Flood 2200													

PROFILUX LED FLOOD 2200 /01

The ProfiLux LED Flood 2200 /01 is the new most powerful white LED light with 2683 lumen and a wide beam angle of 31° for wide area illumination.

The LED-flood-light has a high quality stainless steel housing and is suitable for fresh water, pool water and sea water application (for defini-

tion see page 232). Equipped with a temperature control and a thermal protection, this neutral white LED light is also suitable for dry installation. The lifetime of these lights is up to 100,000 h.*

This light comes with a watertight 24 V/DC connector.

Product characteristics at a glance

- Energy efficient neutral white LED-light with mounting bracket and fine adjustment.
- 2683 Lumen with a beam angle of 31°, max. 55 Watt
- Colour temperature 4000 K
- 24 V/DC connector without cable
- Watertight in accordance with IP 68, easy to connect
- Reverse polarity protection
- Temperature controlled high quality LED for an extra-long life of up to 100,000 h.*
- Wet and dry installation
- For fresh water, pool water and sea water
- Compact design (Ø x h) 188 x 36 [mm]
- DMX/RDM-controllable with Underwater Switch 24 V DC (on/off)

*In case of underwater application, an intelligent heat management and quality LED enables a lifetime of up to 100.000 hrs. This claim does not entitle to a guarantee.

INNOVATION – MADE BY OASE

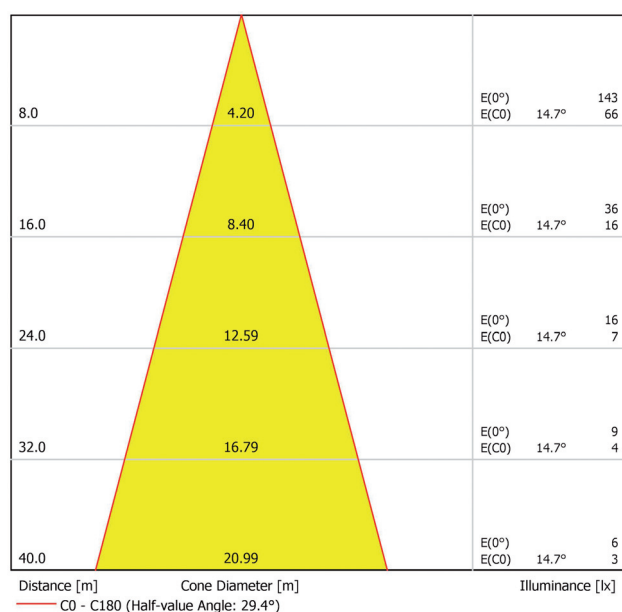


ProfiLux LED Flood 2200/01

The ProfiLux-LED-Flood light has a watertight 24 V/DC socket connector for connecting it to the Underwater Power supply 250 24V/01 (50733, see page 152) with a 1.0 mtr.; 3.0 mtr.; 7.5 mtr. or 15 mtr. connecting cable (see page 146; see also system diagram 1).

The white LED can also be individually controlled via DMX. In that case the light should be connected to the Underwater Switch 24 V DC/DMX/02 (56411, see page 148). Up to 4 LED's can be controlled indi-

vidually with this Underwater Switch (see system diagram 2). In addition a RDM-capable controller, for eg. WECS II (WECS II 512, WECS II 1024 or WECS II 2048, see page 156-165), is also required.



Accessories (must be ordered separately)

Freestand Light (see page 132) **50978**

Underwater Switch 24 V DC/DMX/02 (see page 148) **56411**

Connecting cable DMX/01 (see page 144) **Order no.**

Connecting cable DMX/1.0 m/01 **12368**

Connecting cable DMX/3.0 m/01 **12369**

Connecting cable DMX/5.0 m/01 **12371**

Connecting cable DMX/10.0 m/01 **12372**

Connecting cable DMX/20.0 m/01 **12373**

End Resistant for Bus-System DMX/01 **12007**

Connecting cable 24V DC/01 (see page 142) **Order no.**

Connecting cable 24V DC /1.0 m/01 **12762**

Connecting cable 24V DC /3.0 m/01 **12552**

Connecting cable 24V DC /7.5 m/01 **12553**

Connecting cable 24V DC /15.0 m/01 **11720**

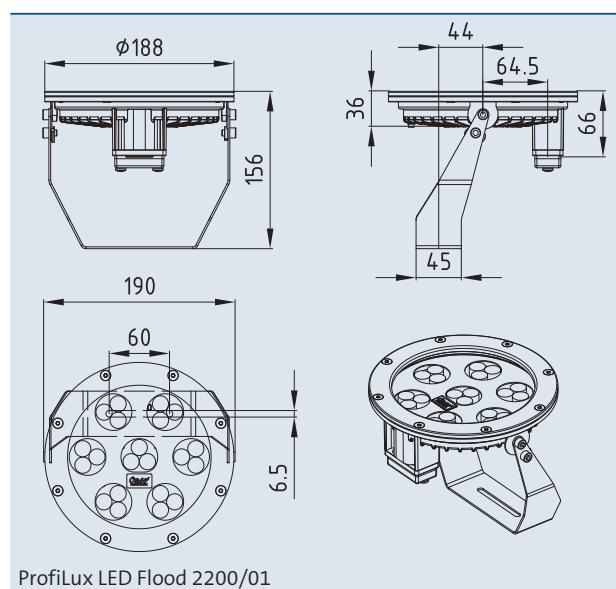
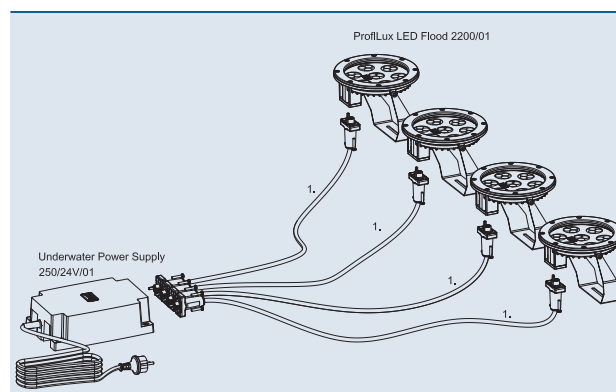
PowerBox 24 V DC / 01 (see page 143) **50493**

Underwater power supply 250 / 24 V / 01 (see page 152) **50733**

WECS II 512 (see page 156) **56491**

WECS II 1024 (see page 156) **56492**

WECS II 2048 (see page 162) **56507**



No.	Cable	Possible length
1	Power cable	1 m / 3 m / 7.5 m / 15 m

ProfiLux LED Flood 2200/01		
Luminous flux white	[lm]	2683
Colour temperature LED white	[K]	4000 (± 200)
Colour Rendering Index (CRI)	[%]	80
Beam angle	[°]	31 (± 2)
Energy efficiency category		A
Weighted energy consumption [kWh/1000h]		60,3
Rated voltage	[V/DC]	24
Power consumption	[W]	55
Rated current	[A]	2.3
Dim frequency	[Hz]	2800
Power connection type		24V DC Socket
Protection class		IP 68
Dimensions (Ø x h)	[mm]	188 x 156
Material		Stainless steel 1.4404 (AISI 316 L)
Weight	[kg]	2.75
Order no.		56402



	Fresh Water	Pool Water	Sea Water	220-240 V	400 V	110-120 V	50 Hz	60 Hz	12 V AC	24 V DC	DMX	DMX/RDM	Plug and Spray
Profilux 370 LED 12 V/01	✓	✓	✓	✓	✓	✓	✓	✓	✓	✓	✓	✓	✓
Profilux 370 LED 24 V/01	✓	✓	✓	✓	✓	✓	✓	✓	✓	✓	✓	✓	✓
LunAqua 10 LED /01	✓	✓	✓	✓	✓	✓	✓	✓	✓	✓	✓	✓	✓

PROFILUX 370 LED 01 / LUNAQUA 10 LED 01

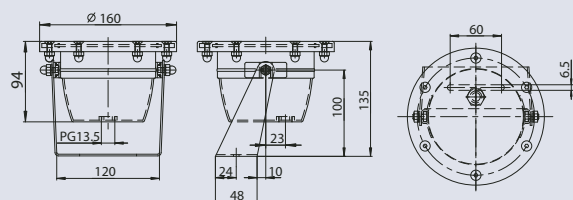
Our well-proven spotlights are now equipped with a warmwhite, energy efficient LED platine generating an impressive illumination. Both are equipped with performance- adjustment capability should the surrounding temperature increase to avoid damaging. Applicable at voltages are 12 V and also 24 V.

Product characteristics Profilux 370 LED

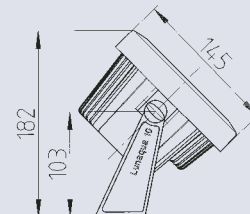
- 12 V AC/24 V DC compatible
- Stainless steel housing, warmwhite and circular LED platine
- Up to 8 spotlights of the 12V version can be connected to transformer UST 150 by using the power boxes
- Temperature protection
- Reverse polarity protection
- Incl. illuminant (not dimmable)

Product characteristics LunAqua 10 LED

- LED Spotlight warmwhite
- Compatible with connection cable and transformer of the LunAqua 10 Halogen system
- 12 V AC/24 V DC compatible
- Up to 8 spotlights of the 12V version can be connected to transformer UST 150 by using the power boxes
- Temperature protection
- Reverse polarity protection
- Incl. illuminant (not dimmable)



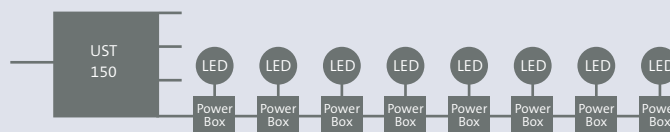
Profilux 370 LED 12V/01 and Profilux 370 LED 24V/01



LunAqua 10 LED/01

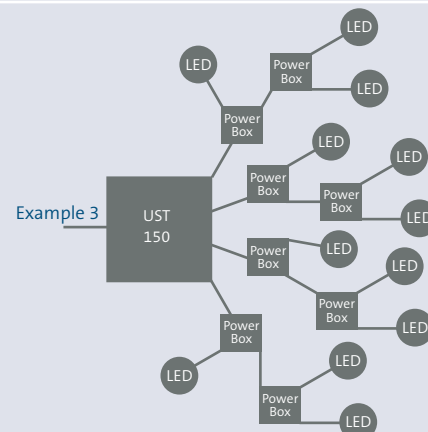
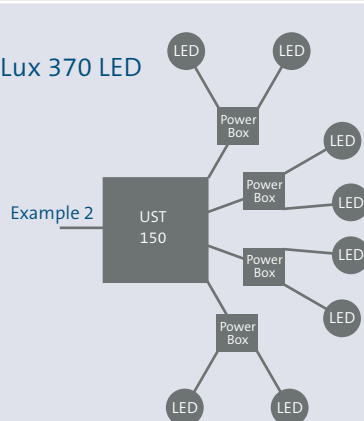
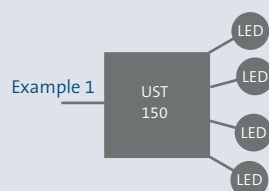
Series circuit:

- max. 8 x ProfiLux 370 LED in series
- for a series circuit the PowerBox plus cable is additionally required per spotlight!



Star circuit::

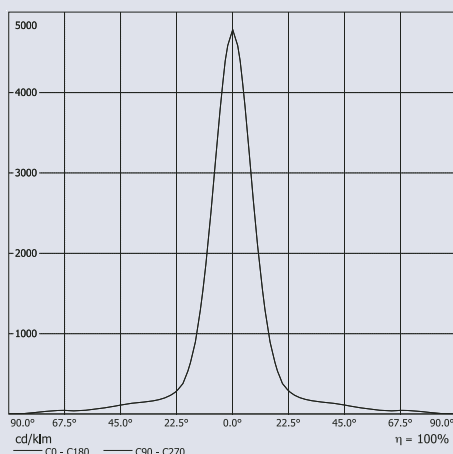
- max. 12 x LunAqua 10 LED / ProfiLux 370 LED



Accessories (must be ordered separately)

Connecting cable 24V DC/01 (see page 142)	Order no.
Cable 24V DC /1.0 m/01	12762
Cable 24V DC /3.0 m/01	12552
Cable 24V DC /7.5 m/01	12553
Cable 24V DC /15.0 m/01	11720
Power Box 24V DC/01 (see page 142)	50493
Underwater power supply 250 / 24 V / 01 (see page 152)	50733

Connecting cable 12V AC/01 (see page 142)	Order no.
Cable 12V AC /1.0 m/01	12768
Cable 12V AC /3.0 m/01	12374
Cable 12V AC /7.5 m/01	12375
Cable 12V AC /15.0 m/01	11740
Power Box 12V AC/01 (see page 143)	50492
Underwater transformer UST 150/01 (see page 152)	50401
Underwater transformer UST 150/A/01 (see page 152)	50517



Abstand [m]	Kegeldurchmesser [m]	Beleuchtungsstärke [lx]
0.5	0.16	E(0°) 6981 E(C0) 3372
1.0	0.32	E(0°) 1745 E(C0) 843
1.5	0.48	E(0°) 776 E(C0) 375
2.0	0.64	E(0°) 436 E(C0) 211
2.5	0.80	E(0°) 279 E(C0) 135
3.0	0.96	E(0°) 194 E(C0) 94

Abstand [m] Kegeldurchmesser [m] Beleuchtungsstärke [lx]

— C0 - C180 (Halbstrahlwinkel: 18.2°)

	ProfiLux 370 LED 12V/01	ProfiLux 370 LED 24V/01	LunAqua 10 LED/01
Dimensions (Ø x H)	[mm] 160 x 135	160 x 135	145 x 100
Voltage	[V/Hz] 12 AC / 50-60	24 DC	12 AC / 24 DC / 50
Power consumption max.	[W] 10	10	10
Light intensity; Luminous flux	[cd/lm] 1800/370	1800/370	1800/370
Beam angle	[°] 20	20	20
Protection class	IP 68	IP 68	IP 68
Dimmable	no	no	no
Cable length	[m] 1.0 (with box)	1.0 (with box)	—
Material	Stainless steel 1.4301 (AISI 304)	Stainless steel 1.4301 (AISI 304)	Plastic
Weight	[kg] 2.5	2.5	1.6
Order no.	50367	50474	50366

* bulbs excluded from the guarantee

Please consider the informations given in the manual if you wish to connect existing and new products!



	Fresh Water	Pool Water	Sea Water	50 Hz	60 Hz	12 V AC	24 V DC
ProfiLux E 101 Halogen							
LunAqua 10 Halogen							

PROFILUX E 101 AND LUNAQUA 10 HALOGEN

Thanks to the compact design the ProfiLux E 101 to accentuate public areas with focused light effects and allow sculptures, water features, individual fountains, or plants, to radiate in light.

The housing of the halogen spotlight is made of robust stainless steel and is fitted with a PG 13.5 cable gland, as well as with a pivoting spotlight holder – also made of stainless steel.

Product characteristics at a glance

- High-quality stainless steel spotlights
- Stainless steel bracket for simple and safe installation
- Halogen bulbs: 50 W, 75 W and 100 W
- With PG 13.5 cable entry

The spotlight, made of impact-resistant plastic, is connected to the 12-Volt safety transformer via special connections that can also be used underwater. This means that even greater distances to the 230 Volt outlet can be bridged with conventional cable. The transformer is equipped with 4 couplings to connect either 4 x 35 W, 3 x 50 W or 2 x 75 W, 12 V. The special structured glass cover, in conjunction with the aluminium reflector, creates optimal light efficiency. The mounting bracket enables a pivot range of approximately 180°.

Product characteristics at a glance

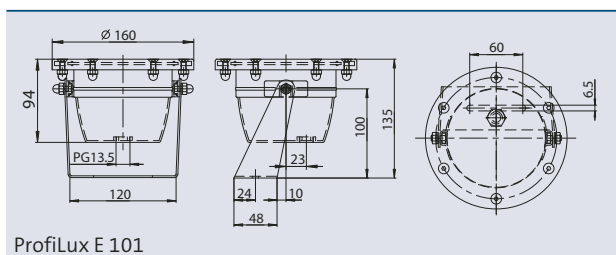
- Accentuates with rich light effects
- Can be implemented underwater and above the water surface (excl. 75 W lamp)
- Housing made of impact-resistant plastic
- Structured special glass cover for optimal light efficiency
- Mounting bracket with 180° pivot range



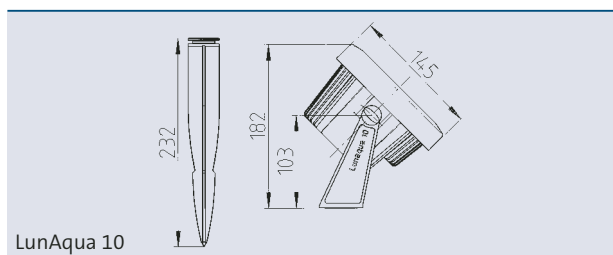
ProfiLux E 101



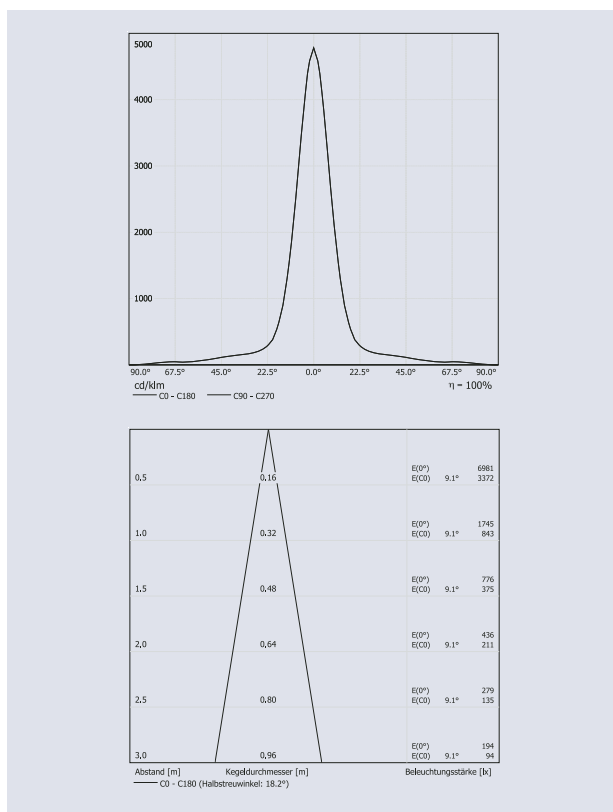
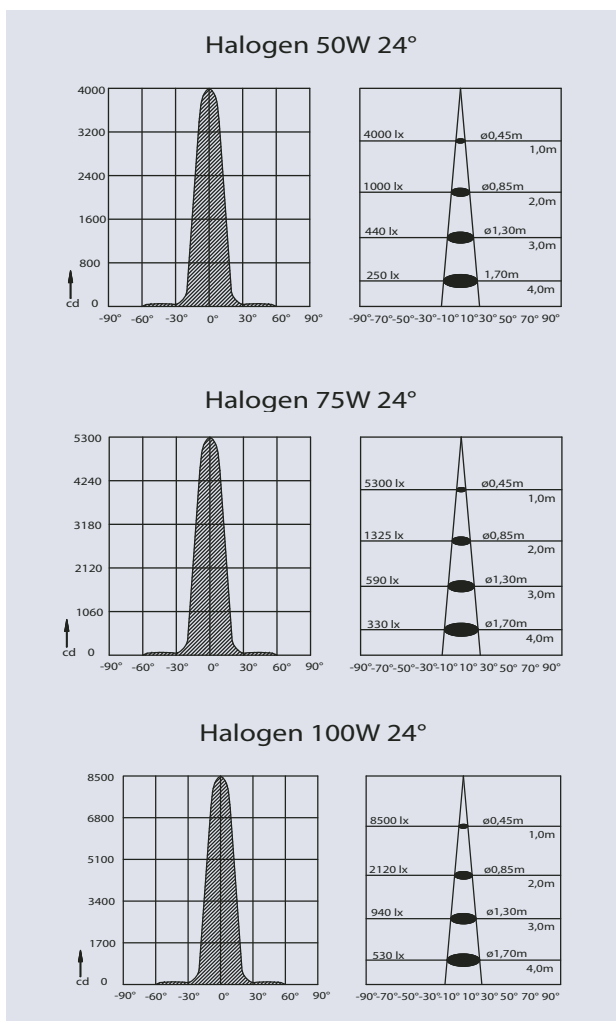
LunAqua 10



ProfiLux E 101



LunAqua 10



Accessories for LunAqua 10 (must be ordered separately)

Bulbs halogen bulb			
Colour	white	white	white
Voltage [V/Hz]	12/50-60	12/50-60	12/50-60
Power output [W]	35	50	75
Order no.	54035	54036	54037

Accessories (must be ordered separately)

Underwater transformer UST 150/01 (see page 152)	50401
Underwater transformer UST 150/A/01 (see page 152)	50517
Connecting cable 12V AC/01 (see page 142)	Order no.
Cable 12V AC /3.0 m/01	12374
Cable 12V AC /7.5 m/01	12375
Cable 12V AC /15.0 m/01	11740
Power Box	Order no.
Power Box 12V AC/01 (see page 143)	50492

Spotlight LunAqua 10 halogen Delivered without bulb, transformer and cable		
Dimensions in mm (Ø x H)	[mm]	145 x 100
Nominal voltage	[V/Hz]	12/50-60
Bulb max.	[W halogen]	35 – 75 W halogen
Beam angle	[°]	24
Protection class		IP 68
Weight	[kg]	1.1
Order no.		54034

Accessories for ProfiLux E 101 (must be ordered separately)

Halogen reflector bulb			
Voltage [V/Hz]	12/50-60	12/50-60	12/50-60
Power output [W]	50	75	100
Beam angle	24°	24°	24°
Order no.	52939	52941	52943

ProfiLux E 101 Delivered without bulb, transformer and cable		
Dimensions (Ø x H)	[mm]	160 x 135
Beam angle	[°]	24
Light intensity	[cd]	4000-5000
Bulb	[V/Hz]	12/50-60
Power consumption max.[W halogen]		50, 75 W halogen
Protection class		IP 68
Cable entries		1x PG 13.5
Material		Stainless steel 1.4301 (AISI 304)
Weight	[kg]	1.5
Order no.		56133

*bulbs excluded from the guarantee

Please consider the informations given in the manual if you wish to connect existing and new LunAqua 10 products!



	Fresh Water	Pool Water	Sea Water	220-240 V	400 V	110-120 V	50 Hz	60 Hz	12 V AC	24 V DC	DMX	DMX/RDM	Plug and Spray
LunAqua 5.1													
UWS TN 508													

LUN AQUA 5.1 / UWS TN 508

The LunAqua 5.1 creates dazzling beauty, particularly underwater. This powerful spotlight brings even more light into the darkness and can also be installed in larger fountain systems.

LunAqua 5.1 has been especially designed for underwater operation and can be operated with PAR 38 100 W reflector bulbs in 12 Volts. This powerhouse convinces by a perfect price/ performance ratio, easy and safe installation, and versatile implementation as a single spotlight or in parallel group cabling. Input and output are fitted with high-quality PG cable glands for H05 or H07 cable.

Product characteristics at a glance

- Maximum power above the water surface or underwater
- Housing made of impact-resistant plastic
- Extremely corrosion resistant
- PAR 38 reflector bulbs with 100 W
- Including stainless steel mounting bracket



LunAqua 5.1

Individual fountains, water effects, or plants are easily illuminated with the small but robust UWS TN 508 spotlights.

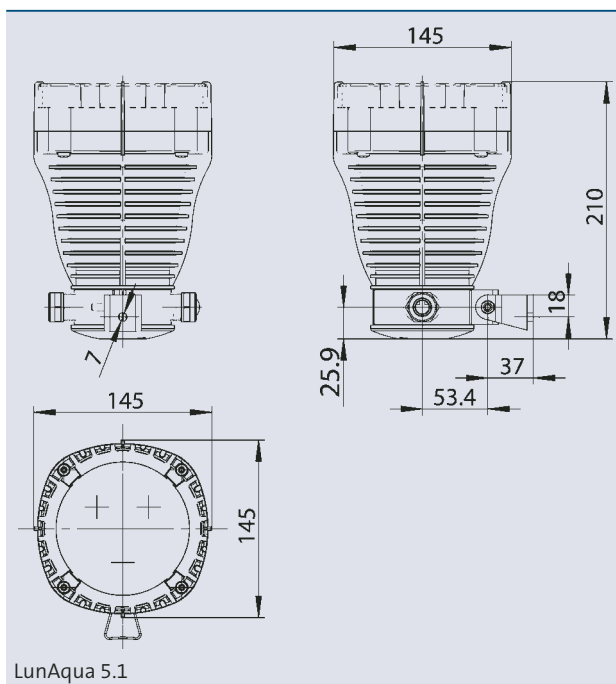
The compact design with a robust and corrosion-resistant Tombac construction: The UWS TN 508 spotlight is ideal for use in public displays. And the PG 11 cable glands enable individual spotlights to be connected in a chain.

Product characteristics at a glance

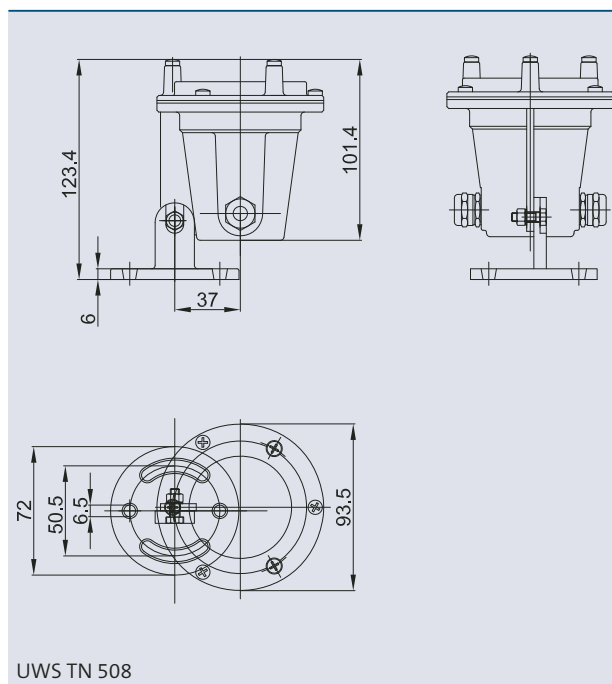
- Accentuates with rich light effects
- Can be implemented underwater and above the water surface
- Power consumption: 50 Watts
- Can be switched in series for a lighting chain



UWS TN 508



LunAqua 5.1

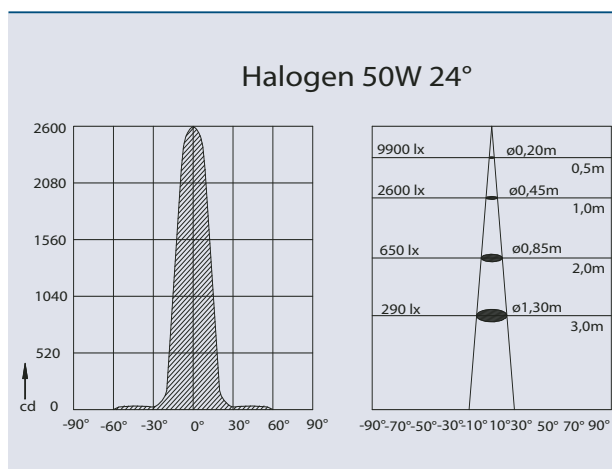


UWS TN 508

Connection cable 12V AC/01 (see page 142)	Order no.
Cable 12V AC /3.0 m/01	12374
Cable 12V AC /7.5 m/01	12375
Cable 12V AC /15.0 m/01	11740
Power Box	Order no.
Power Box 12V AC/01 (see page 143)	50492
Underwater transformer UST 150/01 (see page 152)	50401

LunAqua 5.1 Delivered with bulb		
Dimensions (ø x H)	[inch]	5.50 x 8.40
Cable inlets		2x PG 16
Cable diameter		STW
Power consumption	[W]	80
Nominal voltage	[V/Hz]	120/60
Protection class		IP 68
Mounting		E 26
Cable length	[ft]	2.50
Weight	[lbs]	5.60
Order no.		57104

LunAqua 5.1 Delivered without bulb, transformer and cable		
Dimensions (ø x H)	[mm]	145 x 210
Cable inlets		2x PG 16
Cable diameter		H05 and H07
Power consumption	[W]	max. 100
Nominal voltage	[V/Hz]	12/50-60
Protection class		IP 68
Mounting		E 27
Cable length		—
Weight	[kg]	1.2
Order no.		57427



Accessories for TN 508 (must be ordered separately)

Replacement Halogen reflector bulb		
Power consumption	[W]	50 W
Beam angle		24°
Order no.		51394

UWS TN 508 Delivered without transformer and cable, with bulb		
Dimensions (ø x H)	[mm]	94 x 125
Nominal voltage	[V]	12
Power consumption	[W]	50
Light intensity	[cd]	2600
Beam angle		24°
Protection class		IP 68
Cable inlets		2x PG 11
Material		Tombac
Weight	[kg]	1.10
Order no.		51446



	Fresh Water	Pool Water	Sea Water	220-240 V	400 V	110-120 V	50 Hz	60 Hz	12 V AC	24 V DC	DMX	DMX/RDM	Plug and Spray
UWS T 111													
UWS TS 111													

UWS T 111 AND UWS TS 111

These underwater spotlights have been designed with extra strength for professional use in public installations. In underwater operation they effectively set the stage for fountains and water features, out of the water they illuminate sculptures, buildings, or trees.

They have been designed with appropriate stability and strength for their area of implementation. The spotlight housing is made of cast tombac and has a PG 16 cable gland for UWS T 111 and UWS TS 111.

Halogen reflector bulbs are protected by a 15 mm thick, shatterproof safety glass lens, which is screw-fastened to the housing. The smooth surface ensures long cleaning intervals.


The UWS TS 111 spotlight can be turned in all directions by 12.5° in its stainless steel installation housing. Two clamp rings enable precise alignment on site.

Product characteristics at a glance

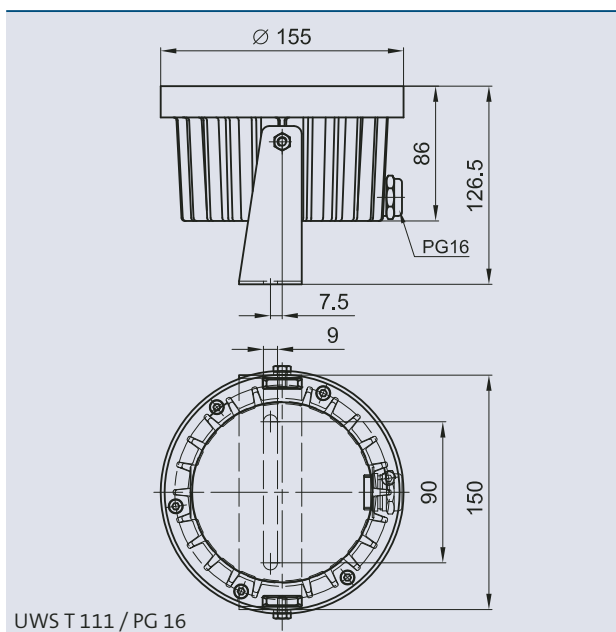
- Extremely robust tombac and stainless steel design
- Safety glass cover
- Flat surface for easy cleaning
- Extremely corrosion resistant
- Can also be used out of the water
- Supplied exclusive of connection cable, transformer, and bulb



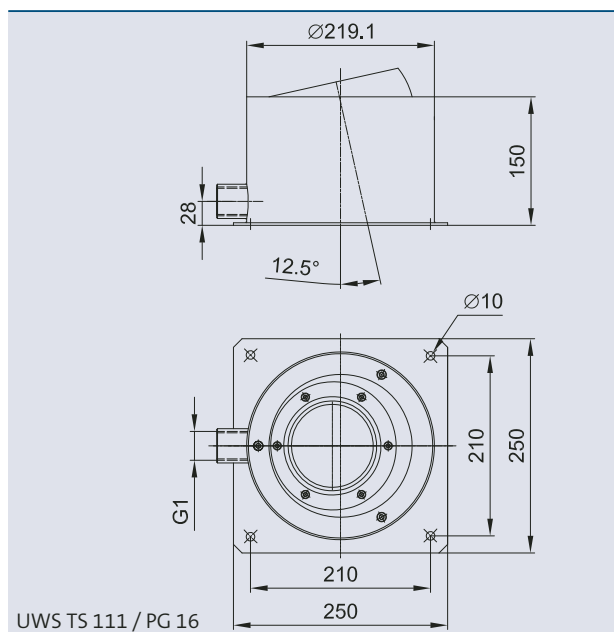
UWS T 111 / PG 16



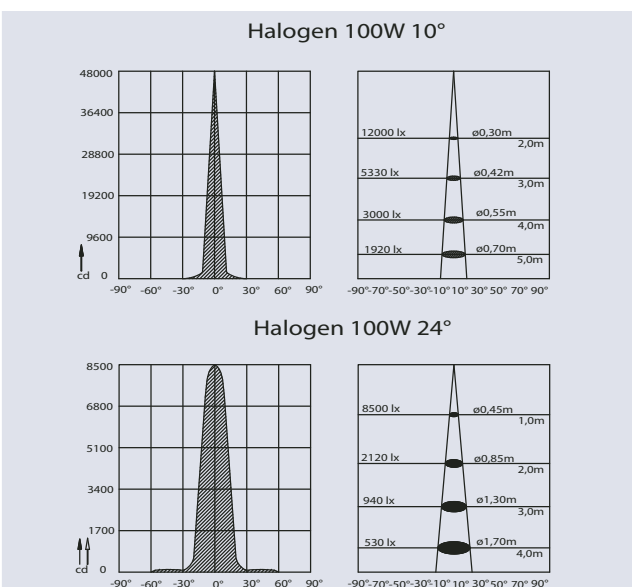
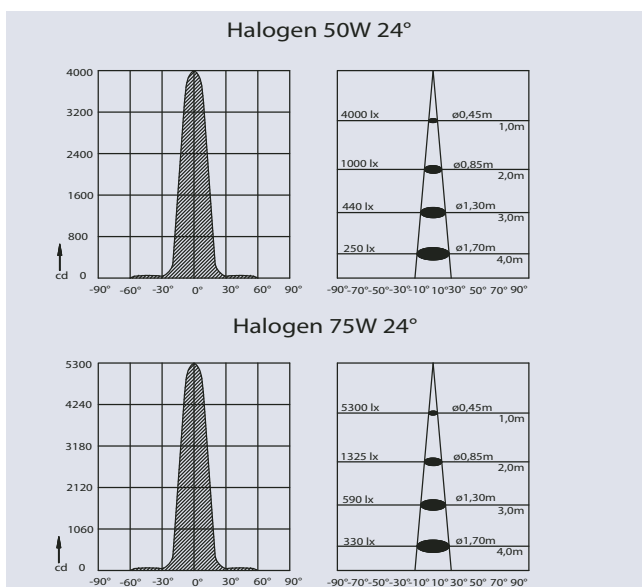
UWS TS 111 / PG 16



UWST 111 / PG 16



UWST 111 / PG 16



Accessories for UWST 111/TS 111 (must be ordered separately)

Halogen reflector bulb 12 V				
Colour	white	white	white	white
Power Output [W]	50	75	100	100
Beam angle	24°	24°	10°	24°
Order no.	52939	52941	52942	52943

Underwater transformer UST 150/01 (see page 152)	50401
Underwater transformer UST 150/A/01 (see page 152)	50517

Connecting cable 12V AC/01 (see page 142)		Order no.
Cable 12V AC /3.0 m/01		12374
Cable 12V AC /7.5 m/01		12375
Cable 12V AC /15.0 m/01		11740
Power Box		Order no.
Power Box 12V AC/01 (see page 143)		50492

Underwater spotlight Delivered without bulb, transformer and cable		UWST 111	UWST 111
Dimensions (Ø x H)	[mm]	155 x 127	219 x 155
Nominal voltage	[V]	12	12
Power consumption	[W]	50, 75 or 100	50, 75 or 100
Light intensity	[cd]	4500 – 50000	4500 – 50000
Beam angle	[°]	10 or 24	10 or 24
Protection class		IP 68	IP 68
Cable inlets		1 x PG 16	1 x PG 16
Material		Tombac / stainless steel brass / 1.4301 (AISI 304)	Tombac / stainless steel brass / 1.4571 (AISI 316Ti)
Cable length		–	–
Weight	[kg]	4.0	11.0
Order no.		52904	52909



	Fresh Water	Pool Water	Sea Water
Lamp Holder			
Freestand Light			

LAMP HOLDER AND FREESTAND LIGHT

For fast, easy, and secure mounting of up to six spotlights with the associated underwater transformers.

The holders can be mounted on all types of pipes above and below the water surface with an adjustable quick clamp fixture. Thus the spotlights can be symmetrically fixed in place around a nozzle pipe.

Product characteristics at a glance

- Lamp Holder compatible with:
 - ProfiLux LED 320/DMX/02 (50717)
 - ProfiLux E 100 (56898)
 - ProfiLux E 101 (56133)
 - LunAqua 10 halogen (54037)
 - ProfiLux LED 12V/01 (50367)
 - ProfiLux LED 24V/01 (50474)
 - LunAqua 10 LED/01 (50366)
- For Pipes from ½" to 2" (24 mm up to 67 mm)

Thanks to the corrosion-resistant total metal construction and the robust design the spotlight holders are extremely reliable and offer a long service life.

Product characteristics at a glance

- Stand for lights compatible with:
 - ProfiLux LED 320/DMX/02 (50717)
 - ProfiLux E 100 (56898)
 - ProfiLux E 101 (56133)
 - LunAqua 10 halogen (54037)
 - ProfiLux LED 12V/01 (50367)
 - ProfiLux LED 24V/01 (50474)
 - LunAqua 10 LED/01 (50366)
- Packing unit 4

In the scope of delivery:

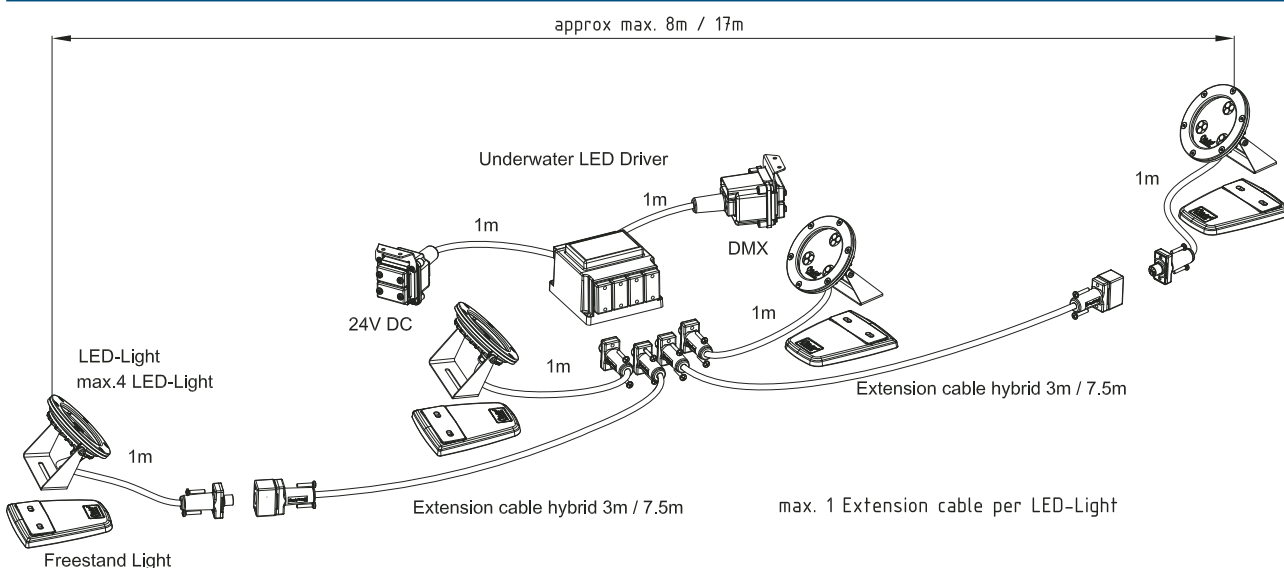
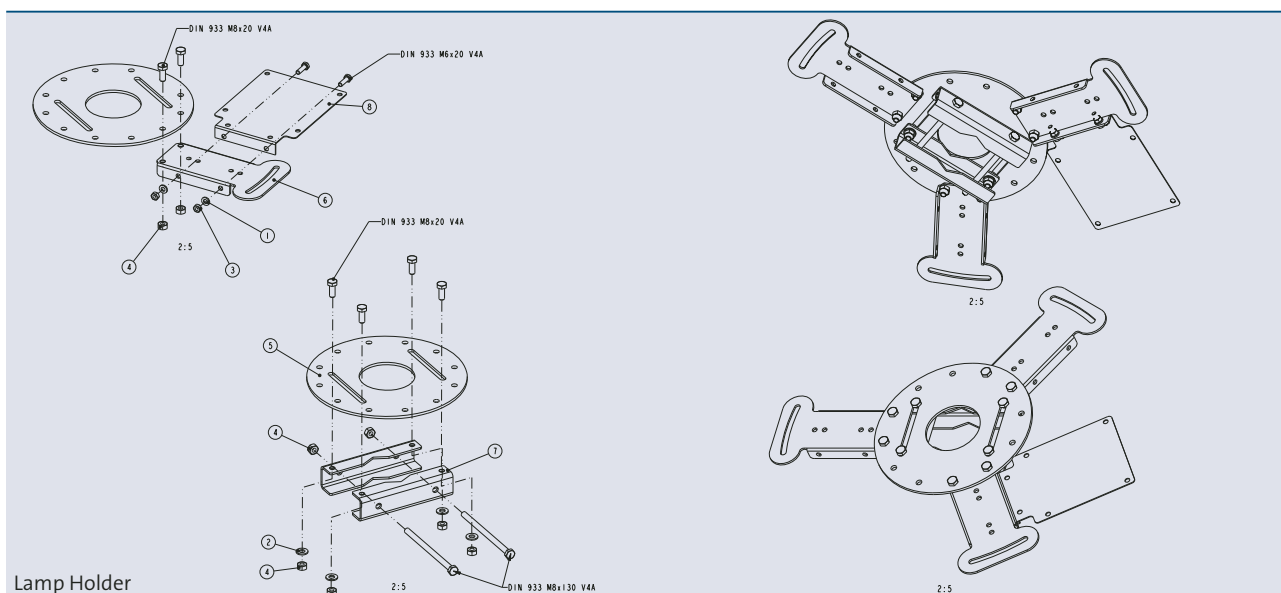
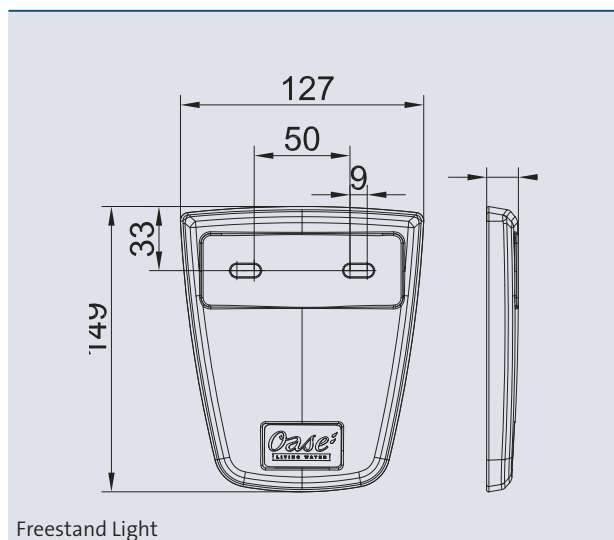
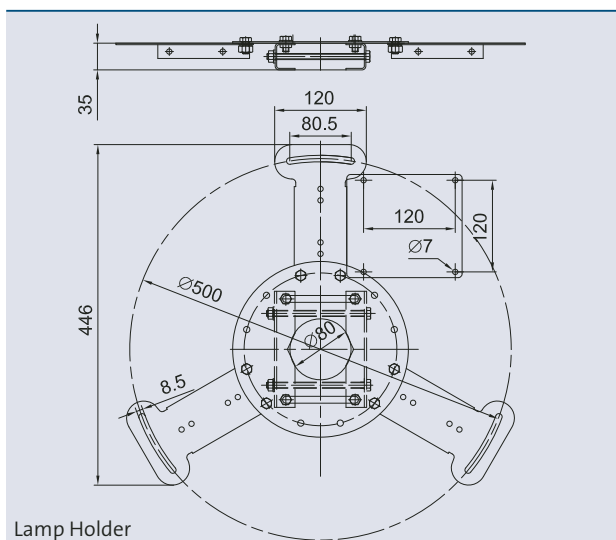
- Stand for lights
- 2 x screw M6x18
- 2 x screw nut M6



Lamp Holder



Freestand Light



Lamp Holder	
Dimensions (L x W x H) [mm]	446 x 446 x 37
Material	Stainless steel 1.4571 (AISI 316Ti)
Weight [kg]	3.4
Order no.	50786

Freestand Light	
Dimensions (L x W x H) [mm]	149 x 127 x 17
Material	Stainless steel 1.4571 lt. Zg. (AISI 316Ti)
Weight [kg]	0.55
Order no.	50978

CITY FOUNTAINS

Location:
KLCC

OASE, reference object, left

POWER

MEASURE — CONTROL — REGULATE



POWER - MEASURE - CONTROL - REGULATE

Precision-matched measurement, control and regulating technology from OASE are key essentials in display and programming fountains. There are some basic principles in this regard:

- For water features, fountains, and water show systems, it is important that pumps, throttle devices, filters, and water treatment systems operate in precise coordination.
- Electrical cables must be laid out in the pool, and they must be connected in such a manner that they are waterproof.
- If there is wind, the fountain height must be adapted to wind conditions, and the water level must always be compensated.
- When it gets dark, each fountain radiates with a fascinating brilliance produced by the use of underwater lights and the sophisticated play of colour.
- Sound, video, lasers, and pyrotechnics complete the fascinating water show effects.

Through the use of the easy control systems, programmable controllers or through the perfect combination of the ensemble comprising of all integrated components in an extensive network, the operator always has a full overview of system functions in any size and configuration.

The DMX/RDM technology opens up new possibilities. The DMX/RDM controller sends instructions to the products and receive information back, e.g. running time and electronic temperature. These status requests allow for remote diagnosis and remote maintenance which are the service concept of the future.

The new bi-directional controller:

- WECS II 512/DMX/02
- WECS II 1024/DMX/02
- WECS II 2048/DMX/02

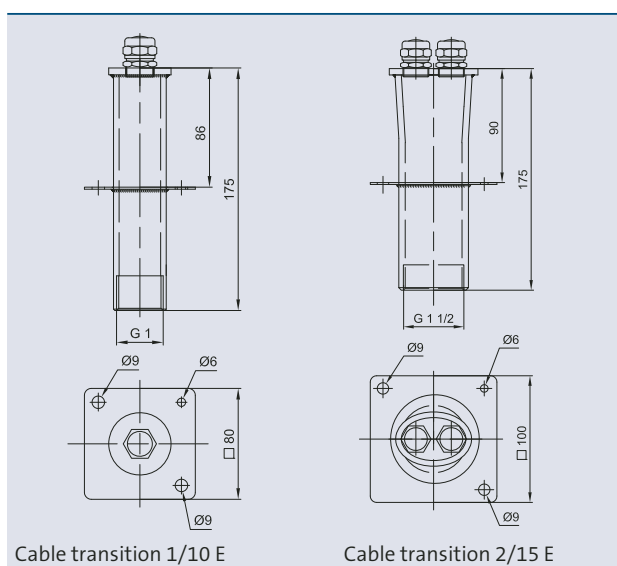
- | | |
|---|----------|
| • Cable transition armatures | page 136 |
| • Underwater cable connectors | page 138 |
| • Power splice | page 140 |
| • Connection cable | page 142 |
| • Connection cable DMX | page 144 |
| • DMX-Box/01 | page 145 |
| • Extension cable hybrid | page 146 |
| • Hybrid Connection box | page 146 |
| • Underwater LED Driver | page 148 |
| • Underwater Switch | page 150 |
| • Underwater Power Supply | page 152 |
| • Underwater transformer | page 152 |
| • Electrical Switchgear | page 154 |
| • WECS II 512 / 1024 | page 156 |
| • WECS II 2048 | page 162 |
| • WECS II Animation/
Architekt/Depence | page 165 |
| • Water level regulators | page 166 |
| • Solenoid valves | page 166 |
| • Water level sensors | page 168 |
| • Wind level fountain controller | page 170 |






	Fresh Water	Pool Water	Sea Water
Cable transition			

CABLE TRANSITION KD 1/10 E AND KD 2/15 E CABLE TRANSITION KD 4/70 T, KD 7/100 T AND KD 12/100T



Cable transition 1/10 E

Cable transition 2/15 E



Cable transition 1/10 E

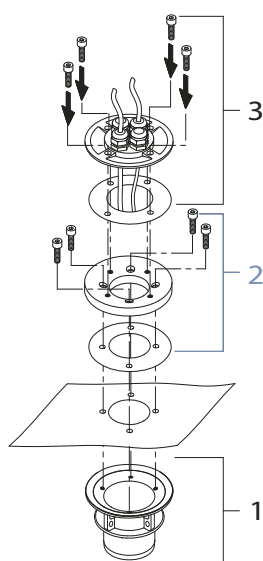
Cable transition 2/15 E

Electrical cables are routed under the water surface in all types of pools via cable transition armatures, in a manner that keeps cable transitions waterproof and invisible.

Product characteristics at a glance

- Elegant and professional connection to cable protection pipes
- Water-tight cable transitions through concrete basins
- Some units are suitable for liner
- Plug connection for connecting to the KG channel pipe or ED house installation pipe

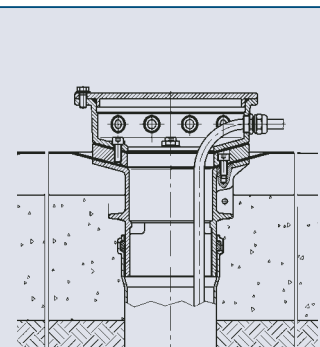
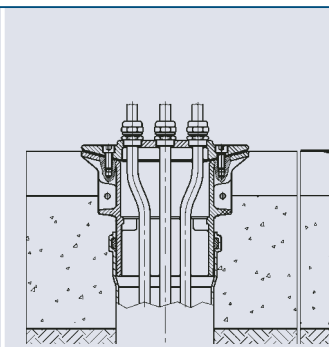
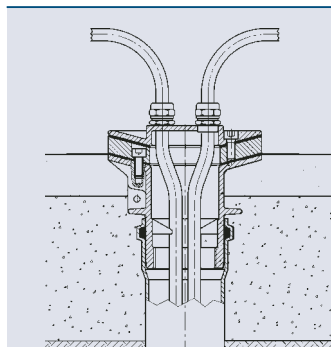
Cable transition	1/10 E	2/15 E
Dimensions (W x H)	[mm] 80 x 175	100 x 175
Number of cable connections	1	2
Suitable for cable diameter	[mm] 7 – 14	7 – 14
Connections	[inch] 1	1½
Material	Stainless steel 1.4571 (AISI 316Ti)	
Weight	[kg] 0.6	0.9
Order no.	51741	51740






1 The concrete part is the basis of every configuration. Available for DN 70 and/or DN 100 pipes.

2 The clamping flange for fastening with or without liner. Products without cable transitions are listed on page 218 ff.

3 Depending on the requirement a decision is made at this point concerning the specific implementation: Plug, sieve, overflow or level regulator.



3			
			
	Cable transition 4/70 T	Cable transition 7/100 T	Cable transition 12/100 T
Dimensions (ø x H) [mm]	150x50	190x50	230x70
Designation	cable transition	cable transition	cable transition
Number of cable connections	4	7	12
DN	70	100	100
Material	Tombac	Tombac	Tombac
Weight [kg]	1.1	1.9	5.5
Order no.	57470	57464	57465

2 (optional)		
		
	Liner clamping flange 70 T KD	Liner clamping flange 100 T KD
Dimensions (ø x H) [mm]	150x25	190x40
Designation	liner clamping flange KD	liner clamping flange KD
DN	70	100
Material	Tombac	Tombac
Weight [kg]	2.0	2.9
Order no.	57473	57474

1		
		
	Concrete part 70 T	Concrete part 100 T
Dimensions (ø x H) [mm]	70x110	100x141
Designation	concrete part	concrete part
DN [mm] / [inch]	70 / 2"	100
Material	Tombac	Tombac
Weight [kg]	2.1	3.2
Order no.	57471	57467

Please follow the international and local norm



	Fresh Water	Pool Water	Sea Water	220-240 V	400 V	110-120 V	50 Hz	60 Hz	12 V AC	24 V DC	DMX	DMX/RDM	Plug and Spray
Underwater cable connector													
Junction Box													

UNDERWATER CABLE CONNECTOR T 3 JUNCTION BOX 8/M20 / 14/M20

OASE underwater cable connectors are used for connecting and separating elements for electrical consumers, such as underwater pumps, or underwater spotlights, in all areas of water technology.

They enable trouble-free connection and disconnection of consumers from supply lines. Separation is necessary for example if the consumer must be removed for service purposes. With OASE underwater cable connectors, usually connecting and disconnecting is possible without draining the water.

All types have a transparent lid. Several blind plugs are supplied with each underwater cable connector to seal unused cable glands.

Product characteristics at a glance

- A solution that has proven itself in practice
- For small, medium-sized, and larger consumers
- With transparent lid for checking
- Corrosion resistant



Underwater cable connector T 3

Cable connectors are connecting and separating elements for electrical consumers in all areas of water technology. Consumers can be conveniently connected and disconnected – and thanks to OASE – even without draining the water!

The new junction box is a revolution in the field of underwater cable connectors: It is easy to install and offers many combination possibilities.

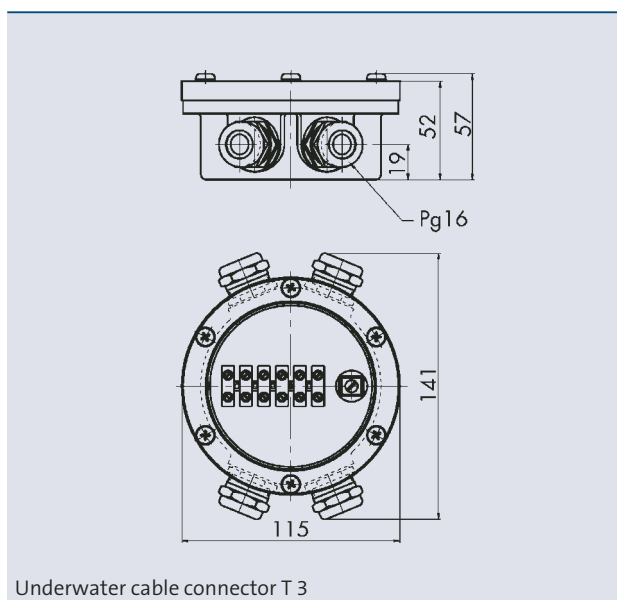
The junction box is available in 2 standard versions: The junction box 8/M20 contains 8 and the 14/M20 comes with 14 pieces of M20 cable glands.

Product characteristics at a glance

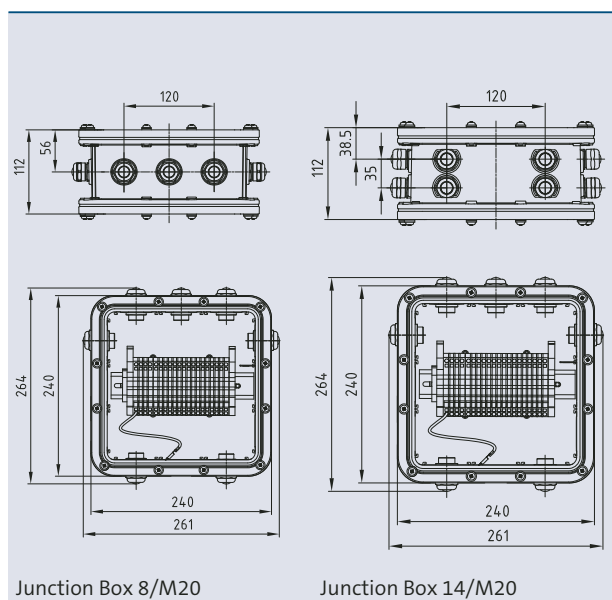
- 8 or 14 cable glands
- Easy service



Junction Box 8/M20 and 14/M20



Underwater cable connector T 3



Junction Box 8/M20

Junction Box 14/M20

Junction Box	Underwater cable connector	8/M 20	14/M 20
Dimensions (L x W xH) [mm]	(Ø x H) 115 x 57	264 x 261 x 112	264 x 261 x 112
Protection class	IP 68	IP 68	IP 68
Number of cable glands	4	8 x M20	14 x M20
Suitable for cable diameter	7 – 14	6 – 13	6 – 13
Number of terminals	5	16 (4 mm²)	18 (4 mm²)
Number of PE terminals	1	5 (4 mm²)	6 (4 mm²)
Material	Tombac	PET-GF45 / Makrolon	
Weight [kg]	1.2	3.4	3.9
Order no.	51334	57486	50358

Please follow the international and local norm



	Fresh Water	Pool Water	Sea Water	220-240 V	400 V	110-120 V	50 Hz	60 Hz	12 V AC	24 V DC	DMX	DMX/RDM	Plug and Spray
Power splice 20													

POWER SPLICE 20


Underwater cable connector (1 to 1) for different cable diameter from 7 to 10 millimeters, wire diameters from 0.2 mm² to 2.6 mm².

Packing unit 3

NEW



Power splice 20



Power splice 20

Scope of Delivery

- 1 - Potting material 2k
- 2 - Sandpaper
- 3 - Pair of gloves
- 4 - Crimp connector 0.2 mm² - 0.5 mm²
- 5 - Crimp connector 0.6 mm² - 1.0 mm²
- 6 - Crimp connector 1.1 mm² - 2.6 mm²
- 7 - Cable tie
- 8 - Pipe with grommet

Tools needed on site

- Side cutter
- Crimp tool
- Wire stripper
- Cutter knife

Power splice 20

Dimensions (D x H)	[mm]	26 x 150
Power supply for	[V]	DMX-cable, hybrid cable, 24V DC, 12V AC, 230V
Protection class		IP 68
Suitable for cable diameter	[mm]	7 - 10
Material		PET
Weight	[kg]	0.50
Packaging unit		3
Order no.		57648




	Fresh Water	Pool Water	Sea Water	220-240 V	400 V	110-120 V	50 Hz	60 Hz	12 V AC	24 V DC	DMX	DMX/RDM	Plug and Spray
Power splice 43													

POWER SPLICE 43

Underwater cable connector (1 to 1-4) for different cable diameters from 5.5 to 16 millimeters, wire diameters from 1.1 mm² to max. 10 mm².

Packing unit 2



Power splice 43



Power splice 43

Scope of Delivery

- 1 - Potting material 2k
- 2 - Sandpaper
- 3 - Crimp connector 1,1 mm² - 2,6 mm²
- 4 - Crimp connector 4 mm² - 6 mm²
- 5 - Luster terminal 0,5 mm² - 1,5 mm²
- 6 - Luster terminal 1,5 mm² - 4 mm²
- 7 - Luster terminal 10 mm²
- 8 - Pair of gloves
- 9 - Adhesive tape
- 10 - Grommet d 11,5 mm
- 11 - Grommet d 8,5 mm
- 12 - Grommet d 5 mm
- 13 - Grommet 4 x d 11mm for distributor
- 14 - Pipe with grommet + holder insert
- 15 - Cable tie

Tools needed on site

- Slotted screwdriver
- Side cutter
- Cutter knife
- Crimp tool
- Wire stripper

Power splice 43		
Dimensions (D x H)	[mm]	48 x 240
Power supply for	[V]	DMX-cable, hybrid cable, 24V DC, 12V AC, 230V, 400V
Protection class		IP68
Suitable for cable diameter	[mm]	5.5 - 16
Material		PET
Weight	[kg]	0.70
Packaging unit		2
Order no.		57649



	Fresh Water	Pool Water	Sea Water	220-240 V	400 V	110-120 V	50 Hz	60 Hz	12 V AC	24 V DC	DMX	DMX/RDM	Plug and Spray
Connection cable 12V AC													
Connection cable 24V DC													
PowerBox 12 V AC / 01													
PowerBox 24 V DC / 01													

CONNECTION CABLE 12V AC/01 AND 24V DC/01

OASE connection cables 12 V AC/01 and 24 V DC/01 are designed specially for underwater applications.

The unique connection sockets are IP 68 rated.
The gaskets are integrated in the plugs.

Product characteristics at a glance

- female / female connections
- IP 68 rated
- 24 V DC reverse polarity protection



Connection cable 12V AC



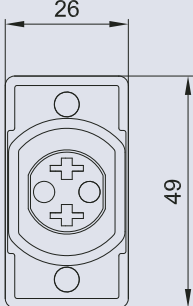
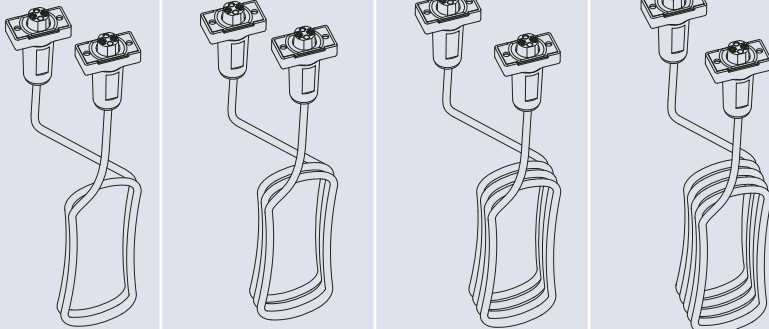
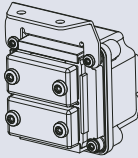

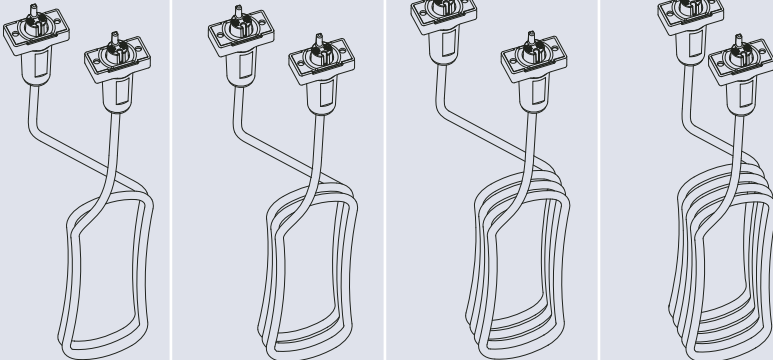
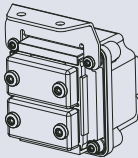
Connection cable 24V DC



Accessories (must be ordered separately)

Power splice

57648

Female 12 V AC/01 						
Female 24 V DC/01 						
Connection Cable 12 V AC/01		1.0 m	3.0 m	7.5 m	15.0 m	Power Box 12 V
Length	[m]	1.0	3.0	7.5	15.0	
Diameter (ø)	[mm]	2 x 2.5 ²	2 x 2.5 ²	2 x 2.5 ²	2 x 2.5 ²	
Weight	[kg]	0.2	0.4	1.4	2.6	0.47
Order no.		12768	12374	12375	11740	50492
Connection cable 24 V DC/01		1.0 m	3.0 m	7.5 m	15.0 m	Power Box 24 V
Length	[m]	1.0	3.0	7.5	15.0	
Diameter (ø)	[mm]	2 x 2.5 ²	2 x 2.5 ²	2 x 2.5 ²	2 x 2.5 ²	
Weight	[kg]	0.2	0.4	1.4	2.6	0.47
Order no.		12762	12552	12553	11720	50493



	Fresh Water	Pool Water	Sea Water	220-240 V	400 V	110-120 V	50 Hz	60 Hz	12 V AC	24 V DC	DMX	DMX/RDM	Plug and Spray
DMX-connection cable													
DMX-Box/01													

DMX-CONNECTION CABLE AND DMX-Box/01

OASE connection cable DMX/01 cables are designed specially for underwater applications.

The unique connection sockets based on XLR standards (5-pole) are IP 68 rated. The gaskets are integrated in the plugs.

Product characteristics at a glance

- Female / male connections
- IP 68 rated
- 2-core shielded
- DMX/RDM capable

The DMX/01 Box is for the connection of DMX cable.

The DMX/01 Box can be used for Extensions of DMX cable.

Product characteristics at a glance

- Female / male connection
- IP 68 rated
- DMX/RDM capable



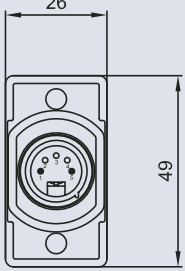


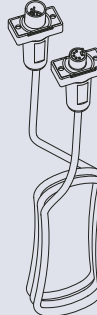




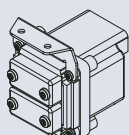
Connection cable DMX





Accessories (must be ordered separately)

DMX-connection cable with power splice	57647
Power splice	57648

Connection cable DMX/01	1.0 m	3.0 m	5.0 m	10.0 m	20.0 m	End resistant for BUS-system DMX/01	DMX-Box/01
Female  Male 							
Connection cable DMX/01	1.0 m	3.0 m	5.0 m	10.0 m	20.0 m	End resistant for BUS-system DMX/01	DMX-Box/01
Length [m]	1.0	3.0	5.0	10.0	20.0	—	—
Diameter (ø) [mm]	2 x 0.34 ²	2 x 0.34 ²	2 x 0.34 ²	2 x 0.34 ²	2 x 0.34 ²	—	—
Weight [kg]	0.2	0.4	0.7	1.8	3.3	0.1	0.1
Order no.	12368	12369	12371	12372	12373	12007	57646



	Fresh Water	Pool Water	Sea Water	220-240 V	400 V	110-120 V	50 Hz	60 Hz	12 V AC	24 V DC	DMX	DMX/RDM	Plug and Spray
Extension cable hybrid													
Hybrid Connection box													

EXTENSION CABLE HYBRID 3.0M/01 AND 7.5M/01 HYBRID CONNECTION BOX

OASE Extension cable hybrid are designed for underwater applications as well.

The Extension cable hybrid (data+ power supply) are suitable for:

- ProfiLux LED 110/DMX/02 (56267)
- ProfiPlane LED 110/DMX/02 (56298)
- ProfiLux LED 320/DMX/02 (50717)
- ProfiRing LED 320/DMX/02 (50718)
- ProfiPlane LED 320/DMX/02 (50719)
- ProfiLux LED Spot 1500/DMX/02 (56388)
- ProfiLux LED Flood 1500/DMX/02 (56391)

Only one extension cable can be used per LED unit.

Product characteristics at a glance

- Extension cable hybrid 3.0 m or 7.5 m long with connector
- Female / male connections
- IP 68 protection
- 4-core shielded

Scope of delivery

- 4 x screw M5
- 1 x cable
- 1 x connector



Extension cable hybrid/3.0m/01



Extension cable hybrid/7.5m/01

NEW





The Hybrid connection box is a junction box from one hybrid connection to max. 4 slots. The Hybrid connection box has a waterproof plug connection (Plug and Spray) for OASE hybrid cables.

Product characteristics at a glance

- Hybrid connection box for max. 4 lights (ProfiLux LED 110/DMX/02 or ProfiPlane LED 110/DMX/02)
- All 4 outlets just simultaneously controllable
- RDM status information from outlet 1
- Female / male connection
- Protection class IP 68
- Only one connection box per Line

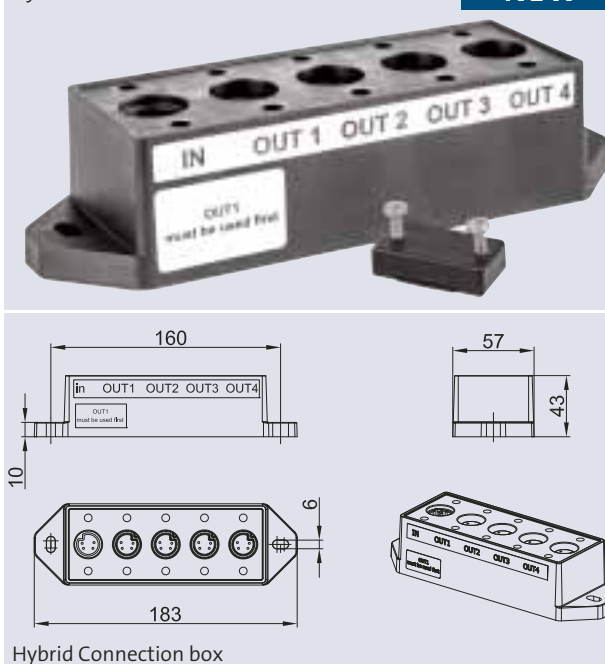
Accessories (must be ordered separately)

Power splice	57648
--------------	-------

Extension cable hybrid	3.0 m/01	7.5 m/01
<p>Male</p> <p>Female</p>		
Extension cable hybrid	3.0 m/01	7.5 m/01
Length [m]	3.0	7.5
Diameter (Ø) [mm]	4 x 0.34²	4 x 0.34²
Weight [kg]	0.38	0.38
Order no.	50728	56403

Hybrid Connection box

NEW



Hybrid Connection box

Hybrid connection box	
Dimensions (L x W x H) [mm]	184 x 54 x 43
Maximum current [A]	7.5
Weight [kg]	0.4
Order no.	56404



	Fresh Water	Pool Water	Sea Water	220-240 V	400 V	110-120 V	50 Hz	60 Hz	12 V AC	24 V DC	DMX	DMX/RDM	Plug and Spray
Underwater LED Driver													

UNDERWATER LED DRIVER/DMX/02

The Underwater LED Driver / DMX / 02 is the driver for the new generation LED-RGB(W) light: Up to 4 lights can be controlled individually.


The new LED-RGB (W) lights in combination with the Underwater LED Driver can be controlled via DMX/RDM. They send back information like running time to the electrical controller. These status signals enable remote diagnosis and remote maintenance. This is the service concept for the future.

Due to its robust construction, the whole system is suitable for fresh water, pool water and sea water applications (for definition see page 232). The Underwater LED Control is equipped with one DMX-box with one meter cable and one power-box with one meter cable (for power supply). The

waterproof plug-in connection system eliminates the need for manual wiring of the individual strands.

Product characteristics at a glance

- Controller for LED-light
- Underwater LED control for:
 - ProfiLux LED 110/DMX/02 (56267)
 - ProfiPlane LED 110/DMX/02 (56298)
 - ProfiLux LED 320/DMX/02 (50717)
 - ProfiRing LED 320/DMX/02 (50718)
 - ProfiPlane LED 320/DMX/02 (50719)
 - ProfiLux LED Spot 1500/DMX/02 (56388)
 - ProfiLux LED Flood 1500/DMX/02 (56391)
- Input: 1 x 24 V/DC; 1 x DMX-RDM
- Up to 4 LED Spots
- Individually controllable via DMX/RDM
- IP 68 protection



Underwater LED Driver





UNDERWATER LED DRIVER




	Fresh Water	Pool Water	Sea Water	220-240 V	400 V	110-120 V	50 Hz	60 Hz	12 V AC	24 V DC	DMX	DMX/RDM	Plug and Spray
Underwater Switch 24V													

UNDERWATER SWITCH 24V / DMX / 02

The Underwater Switch 24V / DMX / 02 is a 24 V DC underwater switch to control all monochrome 24 V DC LED lights, 24 V DC halogen lights and AirNozzles for max. 4 components. The DMX-RDM capable Underwater Switch 24 V DC / DMX / 02 enables a reduction of the system costs by up to 50 %. Due to the 24 voltage IP 68 plug connection the device can be installed quickly and easily.

Product characteristics at a glance

- 24 V DC Underwater Switch for:
 - Air Nozzle 24 V DC
 - All monochrome 24 V DC LED lights
 - 24 V DC halogen lights
- Input: 1 x 24 V DC; 1 x DMX-RDM
- Output: 4 x 24 V DC switchable
- All 4 slots are freely programmable (on/off)
- Protection class: IP 68
- Suitable for operation in sea water

NEW


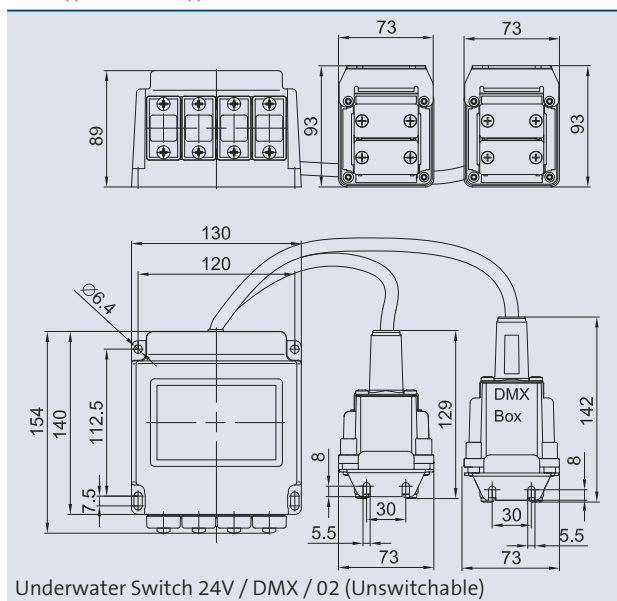
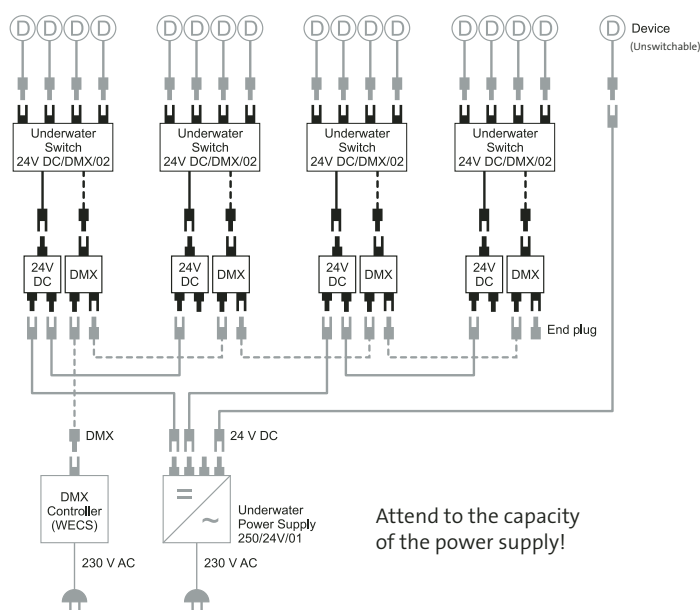
Underwater Switch 24V / DMX / 02





POWER

UNDERWATER SWITCH



Underwater Switch 24V / DMX / 02		
Dimensions (L x W x H)	[mm]	154 x 130 x 89
Nominal input voltage	[V/DC]	24
Max. input current (depends on the connected sec. device type)	[A]	10.5
Secondary voltage	[V/DC]	4 x 24
Max. secondary current	[A]	4 x up to 2.5 A / slot switchable
Protection class		IP 68
DMX Connection		1.0 m with Box
Power Connection		1.0 m with Box
Weight	[kg]	2.9
Order no.		56411



	Fresh Water	Pool Water	Sea Water	220-240 V	400 V	110-120 V	50 Hz	60 Hz	12 V AC	24 V DC	DMX	DMX/RDM	Plug and Spray
Underwater power supply													
Transformer UST 150/01													
Transformer UST 150/A/01													

UNDERWATER POWER SUPPLY 250 24V/01 AND UNDERWATER TRANSFORMER UST 150/01, 150/A/01

The Underwater Power Supply and the underwater transformer have the protection class IP 68 and are equipped with 4 slots.

Through this special connection technology, wiring by hand is no longer necessary.

Product characteristics at a glance

- 24V DC Power Supply for underwater
- Fixing by 4 screw possible
- 4 x female 24 V DC OASE connector
- IP 68 rated

Product characteristics at a glance

- 12V AC Power Supply for underwater
- Fixing by 4 screw possible
- 4 x female 12 V AC OASE connector
- IP 68 rated

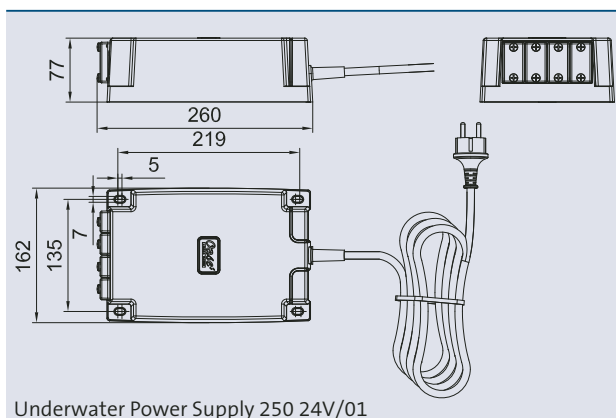
INNOVATION – MADE BY OASE



Underwater Power Supply 250 24V/01



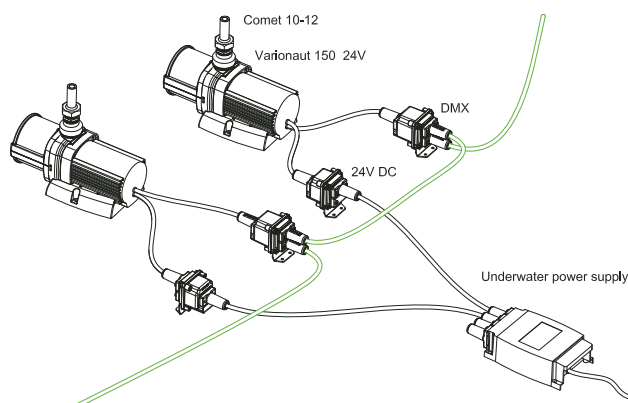
Underwater transformer UST 150/01 and 150/A/01



Underwater Power Supply 250 24V/01

One Underwater Power Supply 250 24V/01 can be connected with max. 2 x Varionaut 150/24V or max. 4 x Varionaut 90/24V or max. 4 x Underwater LED Control with 4 x ProfiPlane LED 320/DMX/02, ProfiRing LED 320/DMX/02 or ProfiLux LED 320/DMX/02 (=max. 16).

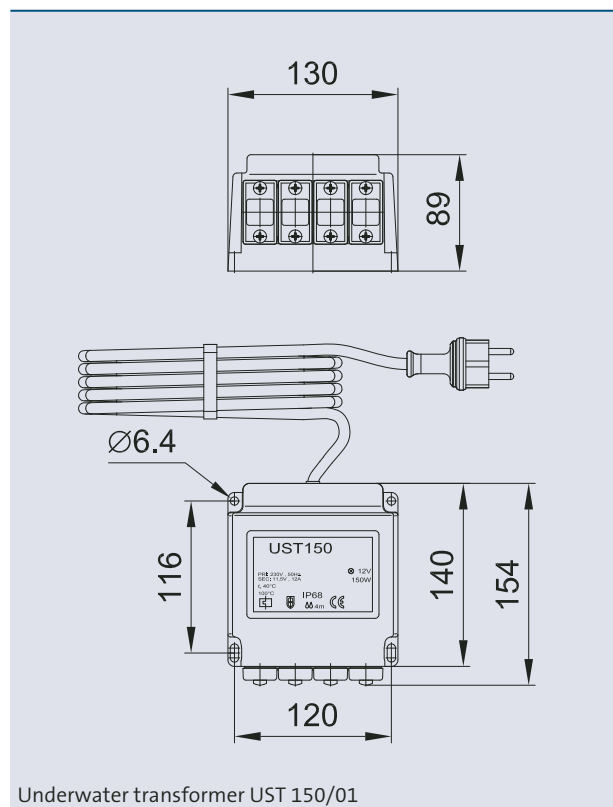
This Underwater Power Supply is also for the LED Modul II 960 (see on page 21), the MDD II and ProfiLux 370 LED (see on page 124).



Additional informations are available on the internet www.oase-livingwater.com

Underwater Power Supply 250 24V/01		
Dimensions(L x W x H)	[mm]	260 x 162 x 77
Nominal input voltage	[V/AC]	100-240
Nominal input frequency	[Hz]	50/60
Secondary voltage	[V/DC]	24
Secondary current	[A]	10,5
Efficiency	[%]	≥90
Stand by power consumption	[W]	≤1
Environmental conditions: submersible application	Water temperature: min 4°C to max. 35°C	
Environmental conditions: dry application	Ambient temperature: max 30°C with natural convection, no direct sun exposure permitted	
Slot S	[V/DC]	4 x 24
Immersion depth max.	[m]	4
Protection class		IP 68
Cable length	[m]	10
Weight	[kg]	5,5
Order no.		50733

Please follow the international and local norm



Underwater transformer UST 150/01



Underwater transformer	UST 150/01	150/A/01
<ul style="list-style-type: none"> 4 couplings Connection of 4 x 35 Watt, 3 x 50 Watt or 2 x 75 Watt halogen spotlights Connection of 4 x 10 Watt LunAqua 10 LED Connection of 8 x ProfiLux LED 12V/01 with 4 power boxes 		
Dimensions (L x W x H)	[mm]	154x130x89
Primary voltage	[V/Hz]	230/50
Secondary voltage	[V]	12
Consumption	[VA]	150
Cable length	[m]	10
Weight	[kg]	4,5
Order no.		50401

Example drawings on page 103

Please follow the international and local norm



	Fresh Water	Pool Water	Sea Water	220-240 V	400 V	110-120 V	50 Hz	60 Hz	12 V AC	24 V DC	DMX	DMX/RDM	Plug and Spray
Switchgear													

ELECTRICAL SWITCHGEAR IN STANDARD AND SPECIAL DESIGN

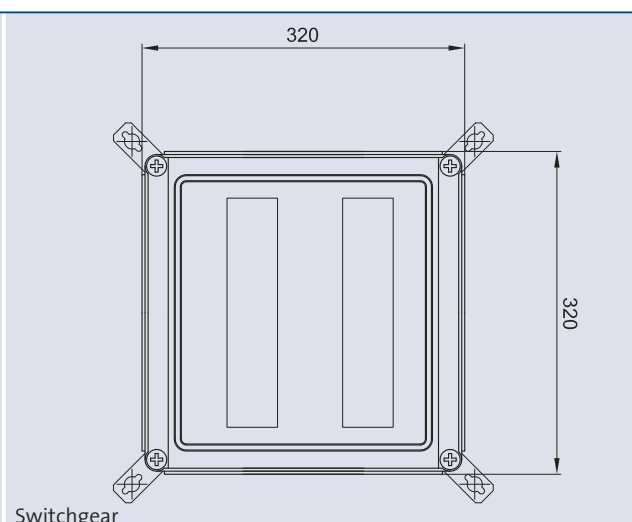
OASE switchgear and control centres for spray fountain or fountain installations are manufactured with the latest technology. They satisfy the VDE guidelines in all points and are equipped with all required protection and safety fixtures.

Product characteristics at a glance

- Especially suitable for public systems
- Equipped with all required protection and safety fixtures
- Wired ready-to-connect
- Special solutions are manufactured on customer request



Switchgear



Switchgear

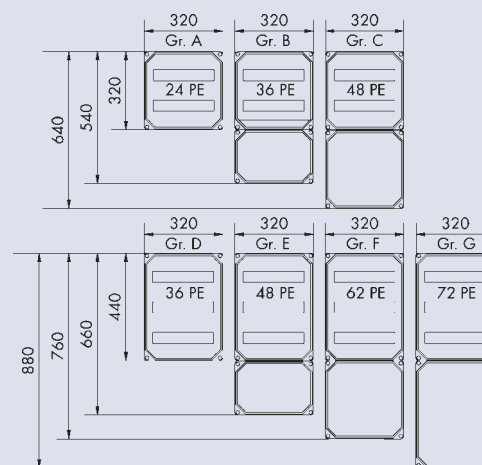


A residual current protection switch cuts the system off immediately if nominal residual current greater than 30 mA is detected, so that complete safety is always ensured for people, animals and equipment. Safety cut-outs protect individual components in the event of overload and short-circuit. Special motor circuit breakers with 3-phase protection avoid the motor in the event of overload and running in 2-phases. Depending on the requirements and customer desires switchgear systems can be fitted with special start-up processes such as star-delta starting or soft start-up to ensure safe start-up of the motors.

Pump, lighting, and water level regulator can be switched on or off automatically or manually with the manual-0-automatic switch in conjunction with 2-channel timers.



Switchgear



The standard models offer suitable switchgear for a variety of applications. In addition OASE manufactures the perfect switchgear with all required additional fixtures for all conceivable customer requirements.

Switchgear		EL 100 W	EL 101 W	EL 110 W	EL 111 W
Dimensions (LxWxH)	[mm]	320x320x200	320x320x200	320x320x200	320x320x200
Protection class		IP 55	IP 55	IP 55	IP 55
Input voltage	[V/Hz]	1 x 230/50	1 x 230/50	1 x 230/50	1 x 230/50
Residual current protection switch	[A]	25/0.03	25/0.03	25/0.03	25/0.03
Timer, Number of programs		2	2	2	2
Output voltage pumps	[V]	1x 230	1x 230	1x 230	1x 230
Output power pumps	[kW]	1x 0.55	1x 0.55	1x 0.55	1x 0.55
Type of motor start-up		direct	direct	direct	direct
Motor protection switch		no	no	no	no
Output voltage illumination	[V/AC]	none	none	1x230	1x 230
Output power illumination	[kW]	none	none	1x0,30	1x 0,30
Output voltage water-level regulator	[V/DC]	none	24	none	24
Output voltage water-level regulator	[W]	none	1x 15	none	1x 15
Number of M-0-A switches		1	2	2	3
Number of indicator lights		1	2	2	3
Weight	[kg]	6.0	6.2	6.2	6.8
Order no.		51341	51342	51343	51344



	Fresh Water	Pool Water	Sea Water	220-240 V	400 V	110-120 V	50 Hz	60 Hz	12 V AC	24 V DC	DMX	DMX/RDM	Plug and Spray
WECS II 512/02													
WECS II 1024/02													

WECS II 512/02 AND WECS II 1024/02

The new WECS II controller generation is capable of bi-directional (DMX-RDM) communication. The WECS II 512/DMX/02 is the new standalone Entertainment-Controller for 512 DMX/

RDM-Channels, and the WECS II 1024/DMX/02 is the new music standalone Entertainment-Controller for 1024 DMX/RDM-channels with audio file.

INNOVATION – MADE BY OASE



Product characteristics at a glance

- Incl. Software
- Entertainment server standalone
- Entertainment server standalone with audio (56492 WECS II 1024/DMX/02)
- 512 DMX-RDM output channels standalone
- 1024 DMX-RDM output channels standalone (56492 WECS II 1024/DMX/02)
- 1024 DMX-RDM channels as interface for WECS II 2048
- Freely programmable inputs and outputs for controlling, shows, wind anemometers, water-level sensors, protections etc.
- User-friendliness
- Visual patching

The fanless controller transmits DMX-RDM data packets to the individual components (lights, pumps, DMX-RDM controllable nozzles, motion etc.) which enable them to act accordingly. In turn, they analyse the received data and send back their status signals like operating hours and temperature via the same cable. These status signals enable remote diagnosis and remote maintenance of the connected components. The digital inputs can be linked to water level sensors

or external push buttons. That enables to control shows and faders from outside.

Furthermore, as a special feature, the OASE Wind Anemometer drives the internal wind-fader directly to control fountain heights according to the wind speed.

All digital outputs can be used to switch relays and frequency converters directly.

Any number of shows or sequences for a project can be saved on the micro SD card (4 GB included).


WECS II 512 / 1024 OVERVIEW



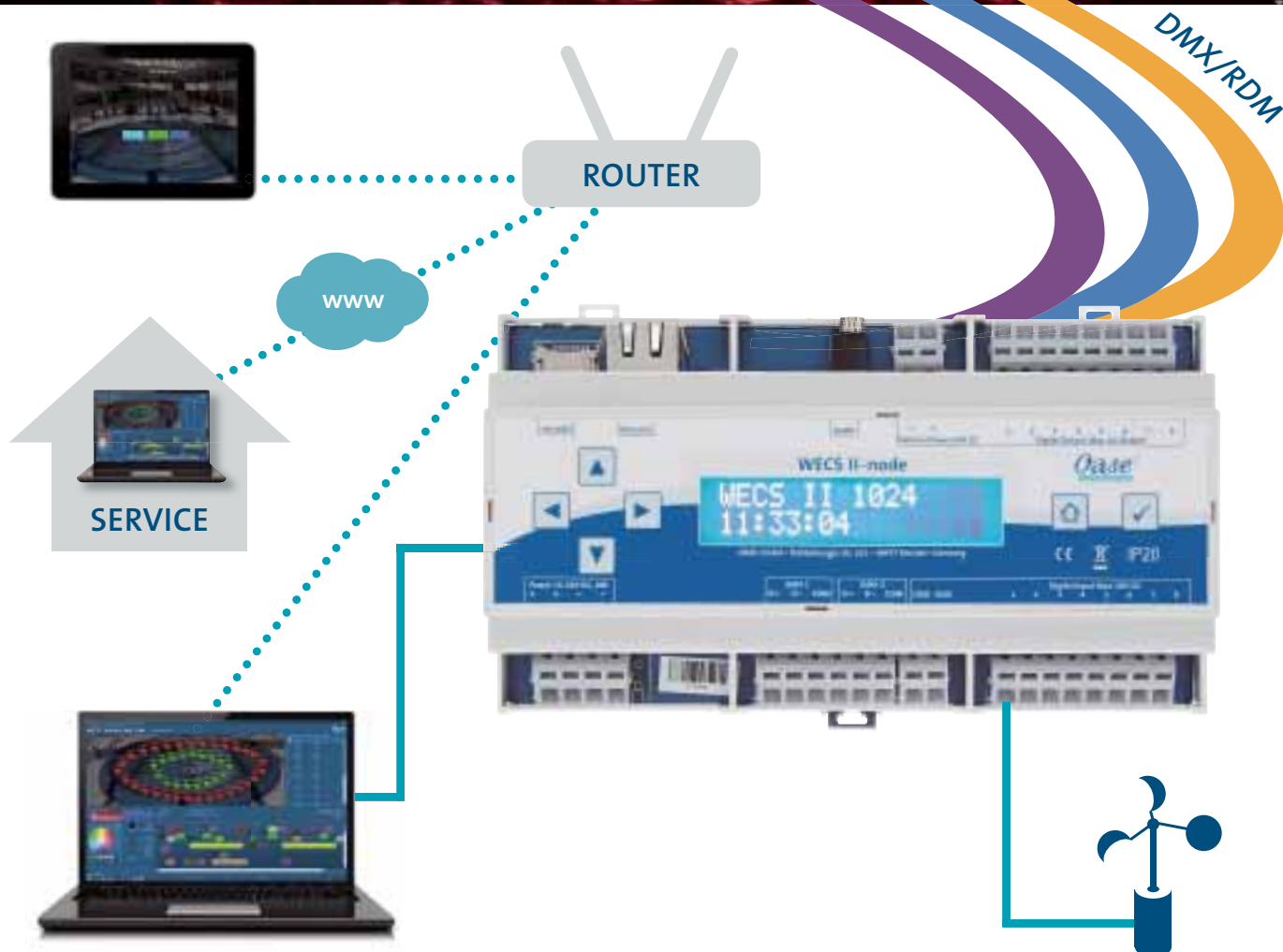
WECS II 512/DMX/02

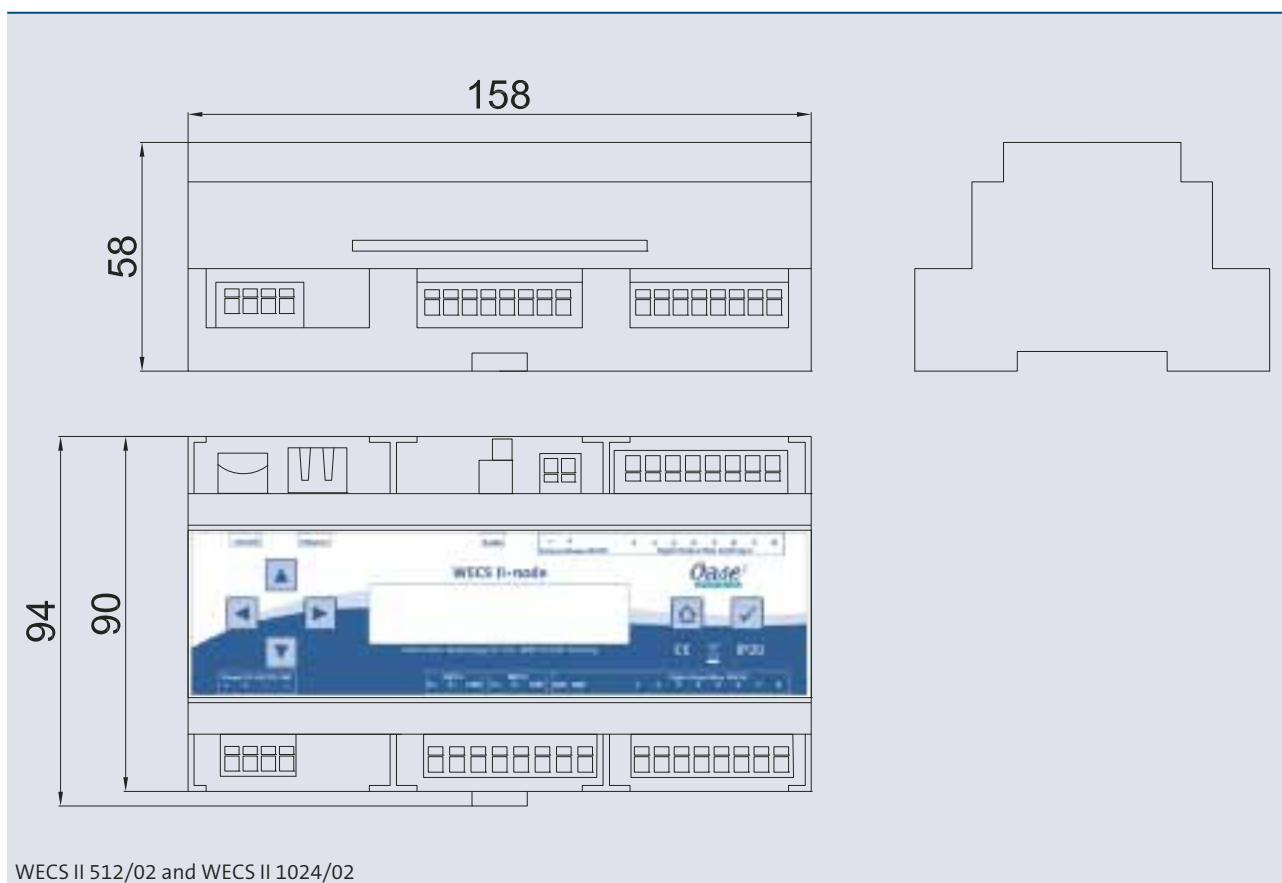
WECS II 1024/DMX/02

Hardware	512 channel RDM/DMX output	•	•
	1024 channel RDM/DMX output		•
	Easy to use front panel setup	•	•
	Interface 1024 channel	•	•
	8 digital output	•	•
	8 digital input	•	•
	DIN rail housing	•	•
	Audio output		•
Stand alone	Stand alone capable	•	•
	Stand alone micro SD card 4GB	•	•
	Show upload via micro SD card	•	•
	Stand alone calendar	•	•
Connectivity	Ethernet RJ45 10/100 Mbit	•	•
Software	Fixture library	•	•
	Patching	•	•
	Operating & monitoring (Live page)	•	•
	RDM monitoring	•	•
	Logbook files	•	•
	Scenes	•	•
	Sequences	•	•
	Scheduler	•	•
	DMX channel preview	•	•
	Effects: SIN, COS, RECT, SAW UP/-DOWN	•	•
	Matrix programming	•	•
	Time schedule with internal clock	•	•
	Media support audio		•



- A** Any number of shows or sequences for a project can be saved on the micro SD card (4GB included).
- B** RJ-45 Ethernet
- C** Audio 3,5 mm stereo jack, galvanically isolated
- D** Connection of voltage supply +24V DC for digital outputs (-/+)
- E** 8x digital output 1A/output, galvanically isolated
- F** 4x connection to power supply (+-/-) 15-24 V DC /8W
- G** 2x DMX-RDM outputs, galvanically isolated
- H** 2x grounding for digital inputs
- I** 8x digital inputs, galvanically isolated





Water Entertainment Control System	512 II based on WECS-node	1024 II based on WECS-node
Dimensions (L x W x H) [mm]	158 x 94 x 58 mm	
Weight	0.33 kg	
Housing	Polycarbonate Light grey/white/blue for top-hat rail mounting (35mm DIN rail) or wall fastening	
Protection class	IP20	
Power supply	15..24V DC/ 8W	
Operation temperature	0..40°C / 0..80% humidity non-condensed	
Certification	CE	
Outputs DMX-RDM	512 DMX-RDM channels standalone	1024 DMX-RDM channels standalone
Outputs	8 x Digital Out (Clamps 24V DC/ 1A max., optically isolated)	
Inputs	8 x Digital In (Clamps 24V DC., optically isolated)	
Others connections	Ethernet RJ45 10/100Mbit	
Memory	MicroSD-Card for Show-Files	
Operation	2 x 16 Segment LCD Display with 6 keys	
Audio	–	Yes
Standaloneshows	WDS - Streamfile	WDS-Streamfile & Audio file
Interface	2 x 512 DMX-RDM channels for WECS II 2048 (O – Net)	
Scheduler	Full Day- / Week- / Yearplaner	
Special	Dimming by external signal (Oase anemometer Mat.53913)	
Action Manager	Event Actions: Digital Inputs can be linked with actions (waterlevel, windspeed)	
Software	WEPS (WECS II 512/1024) for Windows 7 or better	
In the scope of delivery		
Hardware + MicroSD-Card + Software WEPS (WECS II 512/1024)		
System Documentation		
Order no.	56491	56492



WEPS SOFTWARE

With the WECS II (Water Entertainment Control System) fountain shows can be freely programmed and played synchronously to the music in a desired time schedule accurately to the second. The Software WEPS (Water Entertainment Programming Software) comes as standard with the WECS II.

The WEPS software can be downloaded free of cost and a visualized fountain show can be pre-programmed with it (registration to OASE Dealer Portal required).



http://www.oase-livingwater.com/en_EN/service/download/

The WEPS-Software is suitable for creating shows for small and mid-size systems. A graphical overview of the system configuration enables creating different water pictures and scenes in an optical style. These can be used individually as basis for your show. The control data can be sent in real time to a connected "OASE WECS II" system enabling "Live" immediate control of a show system. You can play back your finished arrangement directly from the hardware or automatically via it's scheduler.

User friendly Sequencer

Lighting scenes pump scenes, moving elements can be arranged and combined with a music file on the sequencer timeline.

The easy handling of the real time show visualizer provides an effortless way to integrate your full multimedia show. Furthermore, a sequence can be started via the external inputs or the scheduler.

Live page

Take full control of your shows from your Windows® tablet. A quick start of the individual shows is possible from a PC or Windows® tablet.

Microsoft and Windows are either registered trademarks of Microsoft Corporation in the United States and/or other countries..

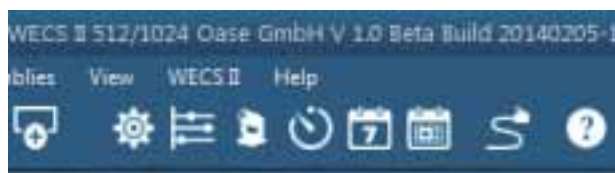


WEPS Software



SCHEDULER


This software provides a combination of different schedulers for the automation of all processes. By the combination of daily planners, weekly planners and annual planners, it is possible to design a huge number of automated processes.



PATCHING

Single fixtures are pooled spatially to assemblies. An assembly can also consist of a single component (e.g. a pump). Afterwards, these assemblies can be moved and arranged optionally at the top view of the fixture.

An advantage of this working method, for example, would be in creating a matrix. Located at the spatial point is the pump as well as the RGBW spot and all other accessories such as the nozzle type and other small items. These single fixtures can be pooled in one assembly and later positioned spatially.



PROGRAMMER

The programmer has a huge number of possibilities for creating different effects.

Static scenes: In static scenes, a timely constant value can be assigned to an assembly selection in selected channels.

Dynamic scenes: A dynamic scene consists of a static scene with a further delay. The delay is splitted equally under selected assemblies and sorted in the order of selection. A static effect which can be used for all selected assemblies is started according to it's delays. By this, the gained water picture receives an effective dynamic.

Effect scenes: An effect scene consists of a static scene with overlayed and mathematical time function (e.g. sinus, rectangle, saw tooth). Effect scenes changes its value depending on time.

All three scene types can be combined in one scene.





	Fresh Water	Pool Water	Sea Water	220-240 V	400 V	110-120 V	50 Hz	60 Hz	12 V AC	24 V DC	DMX	DMX/RDM	Plug and Spray
WECS II 2048 /DMX/02													

WECS II 2048/DMX/02

The WECS II 2048/DMX/02 is the new server for 2048 DMX-RDM channels with audio file. With the WECS II 2048-Server multimedia shows can be played synchronously to the music in a desired time schedule accurately to the second. The WECS II (Water Entertainment Control System) - transmits DMX-RDM data packets to the individual components (lights, DMX-RDM controllable nozzles etc.) which enable them to act accordingly.

INNOVATION — MADE BY OASE






WECS II 2048 /DMX/02

Product characteristics at a glance

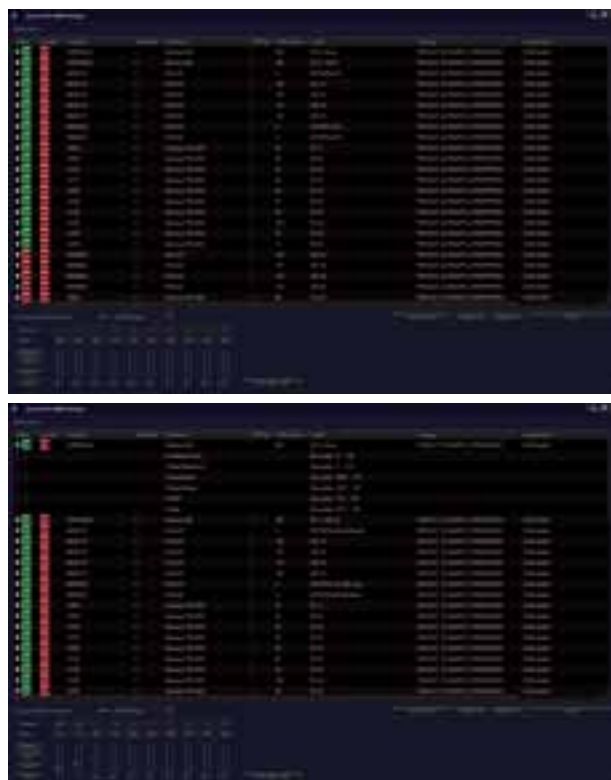
- Showplayer with music output
- 2048 DMX - RDM channels, Modbus (up to 16 units), ArtNET
- 512 DMX input channels
- 2 x balanced audio outputs
- 1 x SMPTE input or output
- NetTimecode
- MTC (optional: additional interface required)
- RS232 and DVI
- 3 x USB 2.0
- Livepanel and I/O view
- Information window showing all important parameters
- Master/slave function for several WECS II 2048 server
- Emergency function for backup systems
- E-mail function for all types of messages
- Intelligent logging system
- Automatic show update via internet
- Balance system for fountain height
- High flexibility
- Connection to different sensors (wind, water level etc.)
- Internal counter for all switching operations
- Automatic light control (ALC) specially for fountains

OASE WECS II COMPARISON

				
		WECS II 512	WECS II 1024	WECS II 2048
Hardware	512 channel RDM/DMX output	•	•	•
	1024 channel RDM/DMX output	—	•	•
	2048 channel RDM/DMX output	—	—	•
	8 Digital output	•	•	—
	8 Digital input	•	•	—
	DIN Rail housing	•	•	—
	DIN 19" rack	—	—	•
	Audio output	—	•	•
Standalone	Standalone capable	•	•	•
	Micro SD-Card 4GB	•	•	—
	Solid state disc 60GB	—	—	•
	Calendar	•	•	•
Connectivity	Ethernet RJ45 10/100 mbit	•	•	•
	Ethernet Artnet full support	—	—	•
	Ethernet Modbus / TCP/UDP built-in	—	—	•
	Midi time code in/out	—	—	•
	SMPTE time code input or output	—	—	•
	RS232 – remote control	—	—	•
	DVI output	—	—	•
	USB 2.0	—	—	•
	SN7C, N7C (optional interface)	—	—	•
Software	Fixture library	•	•	•
	Patching	•	•	•
	Operating & Monitoring (Livepage)	•	•	•
	RDM monitoring	•	•	•
	Logbook files	•	•	•
	Scenes	•	•	•
	Sequences	•	•	•
	Scheduler	•	•	•
	DMX channel preview	•	•	•
	Effects: SIN, COS, RECT, SAW UP/-DOWN	•	•	•
	Matrix programming	•	•	•
	Media support audio	—	•	•
	Matrix special effects	—	—	•
	Scripts/Macros	—	—	•
	V:3D remote control over Artnet	—	—	•
	Parameter curves/Editable curves	—	—	•
	ALC (Automatic Light Control) fountains	—	—	•
	Media support laser, video, beamer	—	—	•
	Email function for messages	—	—	•

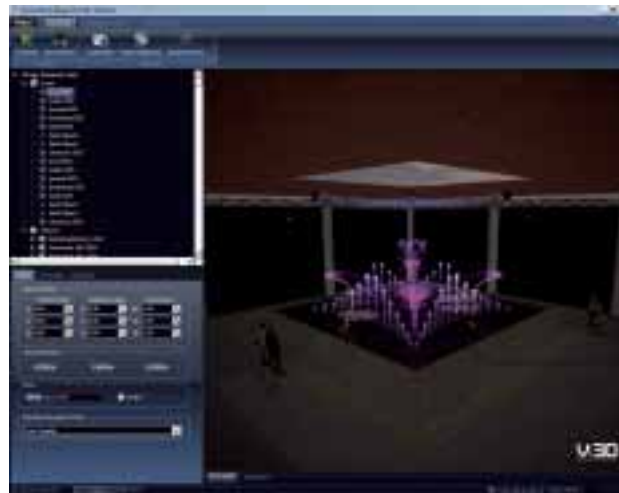
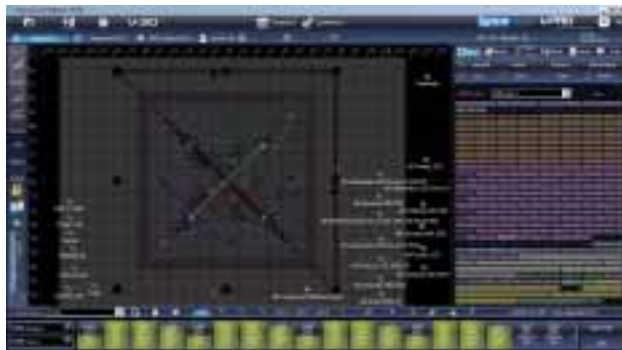
WECS II 2048/DMX/02

These components or devices in turn analyse the received data and send back their status signals like operating hours and temperature via the same cable. Remote diagnosis and remote maintenance of the connected components can be done with these status signals in combination with a PC. Up to 4 DMX universes (2048 DMX channels) can be controlled by one WECS II 2048 server and up to 32 servers can be operated jointly. This means that a maximum of 65536 DMX-RDM channels can be controlled at once. The WECS II 2048 can synchronize or be synchronized by other equipment via its synchronization interface (SMPTE, NetTimecode, and MTC). Moreover, the device can also be controlled as a fixture by a DMX start address of a master control console. In addition a variety of simple text commands are also provided which are either transmitted via network or directly entered to the server.



Water Entertainment Control System II 2048 / DMX / 02		
Dimensions (L x W x H):	[mm]	482 x 360 x 130 mm
Weight:		12 kg
Housing:		19" Rack front colour white/blue
Protection class:		IP20
PC Power supply:		100..240V AC, max. 500W
Operation temperature:		0..40°C / 0..80% humidity non condensed
Certification:		CE
Outputs:		4 x DMX-RDM (clamps, optically isolated), 2048 DMX channels 2 x balanced audio 2 x Graphic card (ext.Videobeamershow), 3 x USB2.0, Livepanel and I/O view Several time codes (SMPTE, SNTC, NTC, MTC (optional: additional Interface required) Art-Net and DMX /RDM Modbus (up to 16 units)
Inputs:		512 DMX input channels Sensor connection (wind, water level, etc.) Several time codes (SMPTE, SNTC, NTC, MTC (optional: additional Interface required)
Network:		2 x Ethernet RJ45 10/100Mbit / incl. team-viewer software (remote control)
Memory:		Solid state drive 60GB
Operation:		4 x 40 Segment LCD Display with 5 keys
Special:		Master / slave function for grouping WECS 2048 II server Intelligent Logging system Solar calculation for automatic light control Automatic Light Control (ALC) specially for fountains Balance system for fountain height Automatic show update via internet
In the scope of delivery		
Hardware		
System Documentation		
Order no.		56507

SOFTWARE LICENSES FOR ANIMATION AND SHOW PROGRAMMING



POWER

ELECTRICAL CONTROL SYSTEMS

Scope of Delivery	Synchronorm Depence Animator	Synchronorm Depence Architect	Synchronorm Depence Ultimate
	Visualization system only for presentation animations, videorendering and distribution. (No real fountain control)	Show control and realtime simulation system for all multimedia fountain	Professional control and simulation system for all multimedia fountain
Realtime simulation of water fountains	unlimited	unlimited	unlimited
Stage lighting fixtures (Scanner, Movingheads)	•	•	•
Buildings and environments in 3D	•	•	•
Videorendering	•	•	•
Simulate laser and video projectors	•	•	•
Realtime laser data input	•	•	•
Number of DMX-Output channels	—	2048	4096
Number of DMX-Input channels	—	512	2048
Control of Wago ModBus	—	•	•
Using showplayer hardware	—	•	•
V: 3D remote control over ArtNET Input	—	—	•
Timecode synchronize (SMPTE, NTC, SNTC)	—	•	•
V: PAD direct ArtNET Input/Output	—	—	•
Base/Gross Price (Valid till 31.12.2014)			
Training cost	on request		
Scope of delivery	DVD Jewel Case, Security USB Dongle, Product documentation / Data sheet		
Recommended system requirements	<ul style="list-style-type: none"> • Microsoft® Windows™ 7 32 or 64bitIntel i7 CPU and 6 GB RAM • NVidia Geforce® GTX580 or higher • 1920x1080 display resolution • 5GB disc space 		
Product Description / Product Name	Software	Software	Software
Order no.	58976	58976	58976



	Fresh Water	Pool Water	Sea Water	220-240 V	400 V	110-120 V	50 Hz	60 Hz	12 V AC	24 V DC
Electronic water level control										
Solenoid valve										

ELECTRONIC WATER-LEVEL REGULATOR EWR 1, EWR 2 AND SOLENOID VALVES MV 0.5" 24V, MV 1" 24V

The EWR water-level regulator can be used for electronic water-level monitoring, and consequently for automatic top-up infeed of pool water, but it can also be used to switch off pump systems in the event of dry run.

Product characteristics at a glance

- Electronically monitoring of water level
- Automatic top-up infeed of pool water
- Automatic switch off of pump technology when using water-level sensors incl. dry-run protection electrode

OASE solenoid valves to top-up pool water are installed in the fresh water infeed line of a pool system or in a water reservoir.

Product characteristics at a glance

- For automatic regulation of the water level



Electronic water level control 1



Electronic water level control 2



Solenoid valve ½" 24 V

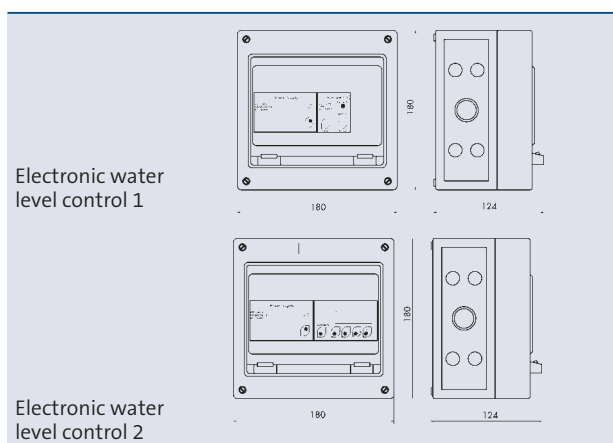


Solenoid valve 1" 24 V

The water-level control device essentially consists of an electronic water-level regulator, a water-level sensor, and a solenoid valve. Depending on the area of implementation individual components are available in different models.

In automatic mode, and if there is an empty pool, the solenoid valve in the fresh water in feed line opens and the water flows until it reaches the maximum electrode. As soon as the maximum electrode is reached a non-hazardous control current flows between the maximum electrode and the common electrode. This switches the solenoid valve off and water infeed is interrupted. If the water level drops to a level where the minimum electrode is no longer covered with water, the control current will be interrupted. The solenoid valve opens and allows water to flow until the water level has reached the maximum electrode and the control current flows again.

For greater reliability and safety there are only 24-Volt models.



		Electronic water level control 1	Electronic water level control 2
Dimensions (L x W x H)	[mm]	180 x 180 x 124	180 x 180 x 124
Housing		plastic	plastic
Protection class		IP 54	IP 54
Voltage	[V/Hz]	100-240/50-60	100-240/50-60
Output power			
Solenoid valve	[V/Hz]	230/50	230/50
	[A]	5.0	5.0
Solenoid valve	[V/DC]	24	24
	[A]	0.5	0.5
Pump	[V/Hz]	230/50	230/50
	[A]	5.0	5.0
Switch/Button		1	1
Indicator lights		1	1
Connections for electrodes		3	4
Dry-run protection		no	yes
Alarm monitoring		no	yes
Weight	[kg]	2.1	2.1
Order no.		51554	55846

		Solenoid valves ½" 24 V	Solenoid valves 1" 24 V
Dimensions (L x W x H)	[mm]	67 x 45 x 88	96 x 70 x 108
Function		normally closed	normally closed
Nominal diameter		½"	1"
Directions		2/2	2/2
Voltage	[V/DC]	24	24
Duty cycle		100 %	100 %
Protection class		IP 65	IP 65
Pressure range	[bar]	0.4 – 10	0.4 – 10
Material		brass	brass
Weight	[kg]	0.5	1.3
Order no.		51556	51557

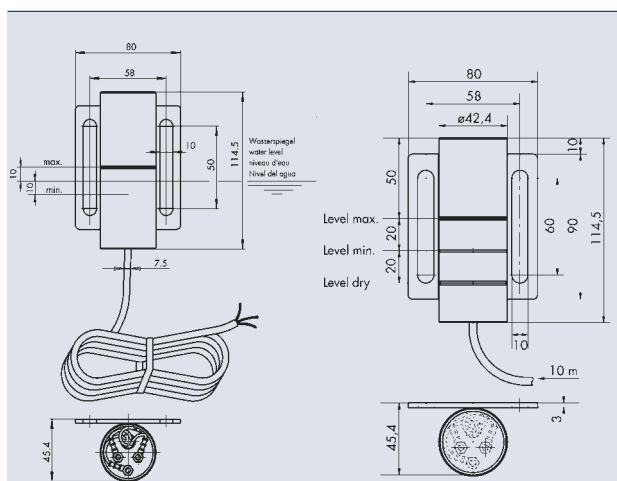


	Fresh Water	Pool Water	Sea Water	220-240 V	400 V	110-120 V	50 Hz	60 Hz	12 V AC	24 V DC	DMX	DMX/RDM	Plug and Spray
Water-Level Sensor													
Supplemental electrode													

WATER-LEVEL SENSORS 20-3, 20-4 AND 2000-3/5

OASE water-level sensors ensure reliable control of the water level and thus prevent the pool from overflowing.

The Water-Level Sensor 2000-3/5 is designed for greater level differences of approximately 50 to 2000 mm, such as occur in water reservoirs.

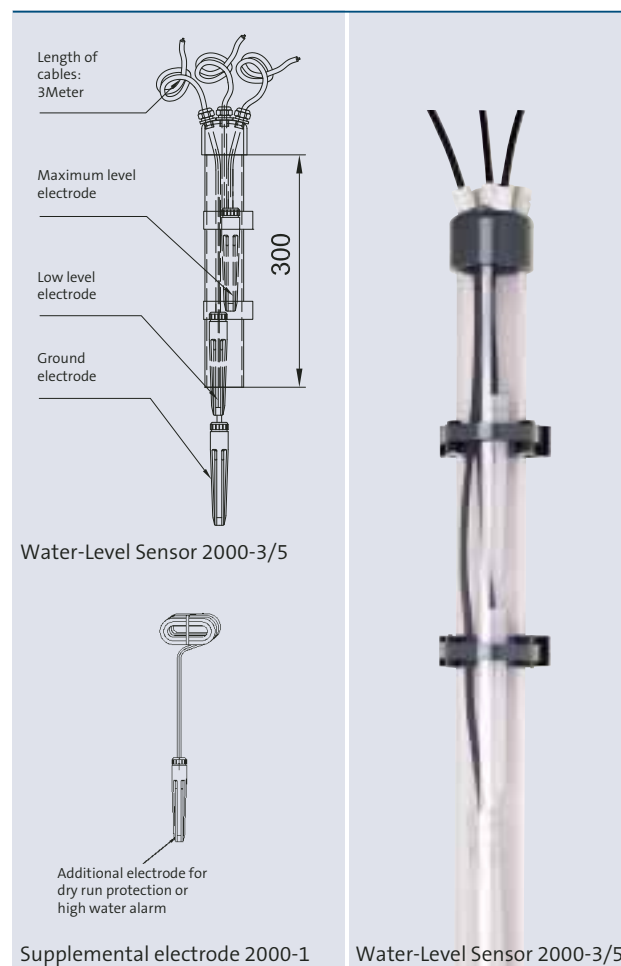


Water-Level Sensor 20-3

Water-Level Sensor 20-4



Water-Level Sensor 20-3



Water-Level Sensor 2000-3/5

Supplemental electrode 2000-1

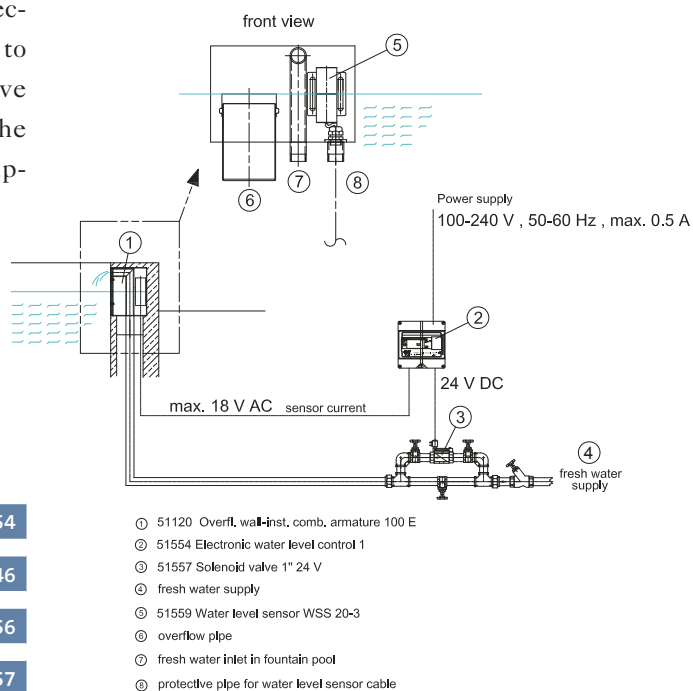
Water-Level Sensor 2000-3/5

The stainless steel housings of the Water-Level Sensor 20-3 and 20-4 also take on the function of the common electrode. The minimum and maximum electrodes are in the housing. The permanently set level difference is 20 mm. In addition the 20-4 has a dry-run protection electrode.

It can be retrofitted with a dry run protection electrode. The electrodes can be adjusted according to the level differences via the cable length. They give switch on and switch off commands to regulate the water level or to protect the pump technology (Supplemental electrode 2000-1).

Product characteristics at a glance

- For automatic infeed and top-up feed of freshwater if the water level drops
- With dry-run protection and alarm function
- Compensates different water levels
- Robust and reliable technology
- Safe operation



Accessories (must be ordered separately)

Electronic water level control 1 (see page 166)	51554
Electronic water level control 2 (see page 166)	55846
Solenoid valve ½ 24 V (see page 166)	51556
Solenoid valve 1 24 V (see page 166)	51557

	Water-Level Sensor 20-3	Water-Level Sensor 20-4
Dimensions (L x W x H)	115 x 80 x 46	115 x 80 x 46
Housing	Stainless steel	Stainless steel
Protection class	IP 68	IP 68
Electrodes	3	4
Common	1	1
Minimum	1	1
Maximum	1	1
Dry-run	-	1
Level difference	20	20
Cable length	10.0	10.0
Weight	2.2	2.3
Order no.	51559	53918

	Water-Level Sensor 2000-3/5	Supplemental electrode 2000 -1
Dimensions (L x W x H)	315 x 135 x 150	150 x 125 x 75
Housing	plastic	plastic
Protection class	IP 68	IP 68
Electrodes	3	1
Common	1	-
Minimum	1	-
Maximum	1	-
Dry-run	-	1
Level difference	max. 2500	max. 2500
Cable length	3.0	3.0
Weight	2.5	0.3
Order no.	55845	55843



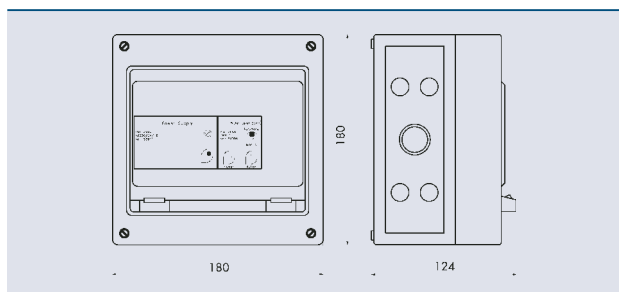
	220-240 V	400 V	110-120 V	50 Hz	60 Hz	12 V AC	24 V DC
Wind-dependent fountain control							
Anemometer							

WIND-DEPENDENT FOUNTAIN CONTROL AND ANEMOMETER


During stormy weather, fountains often have an inharmonious effect and normal fountain operation will get the surrounding area wet. Wind-level fountain controls can reduce the fountain height, or completely switch the system off, depending on wind speed.

Product characteristics at a glance

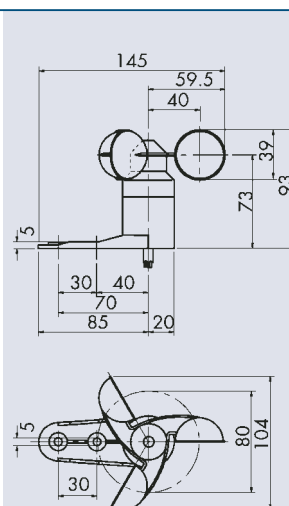
- Wind-dependent switch-off in 3 stages
- Saves water and power costs
- Weather-dependent harmonious water pattern
- No irritated pedestrians



Wind-dependent fountain control 3K

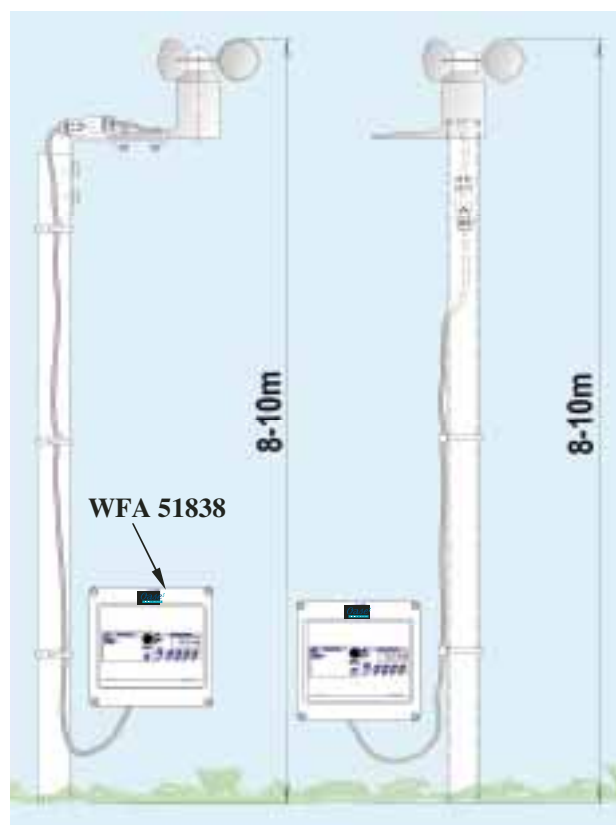


Anemometer



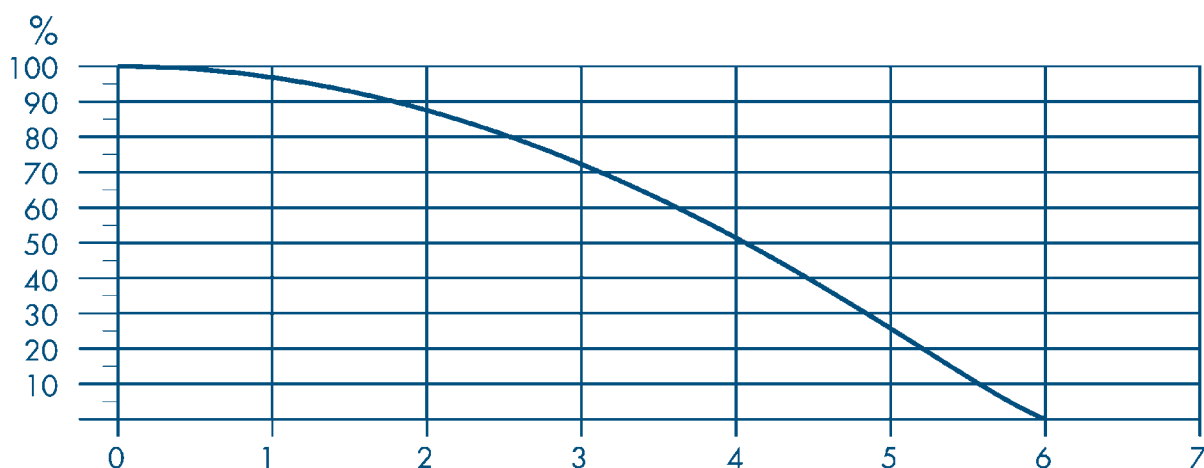
The Wind-dependent fountain control 3K control device directly switches off the pump at a certain preset wind level. If multiple pumps are operated that feed one fountain, they can be switched off one after the other. Or two bypass valves are opened depending on the wind and the pump is switched off only in the third step.

The control device is usually placed next to the control cabinet of the fountain system. The control cables of the pumps are routed out of the control cabinet and connected. Wind conditions on the anemometer and on the fountains should be identical if possible, consequently the anemometer should be slightly elevated and mounted on a mast or a roof in the vicinity of the fountain. The pulse lines of the anemometer should be shielded and routed to the control device via the shortest path possible. (Maximum possible cable length is 250 m)



Cable: starting from 20m cable length, please use screened cable

Possible fountain heights in %



Wind forces from 0 – 6 according to the Beaufort wind force scale

	Wind-dependent fountain control 3K	Anemometer K
Dimensions (L x W x H)	[mm] 180 x 180 x 124	145 x 104 x 93
Housing	plastic	plastic
Protection class	IP 54	IP 54
Voltage	[V / Hz] 230 / 50	24 V / DC
Switch/button	5	—
Indicator light	1	—
Control lines	3	—
Contact load	[A] 5	—
Weight	[kg] 2.2	0.8
Order no.	51838	53913



WATER QUALITY

THE SAME PRINCIPLE APPLIES FOR LARGE BODIES OF WATER:
TRUE BEAUTY COMES FROM WITHIN AND MUST BE CULTIVATED!

Many factors determine the quality of a body of water. Fish and waterfowl introduce nutrients, and falling leaves in autumn, as well as blossoms in spring increase the availability of nutrients. The results are algae growth and formation of sludge that silts up the body of water. OASE water quality products offer a wide range of options; the regenerative powers of the body of water are reinforced and accumulating nutrients are broken down biologically. Such artificial lakes and ponds enjoy sustainable clarity and create a habitat where not only plants and fish thrive – due to innovative OASE products!

Our selection table on the following page helps you to select the right OASE products for the size of your body of water, and it also shows the space that may be required for the appropriate installation. Contact us with any questions, we would be pleased to advise you and to prepare a non-binding quotation.

New in stock:

- OASE ProfiClear Premium page 190
- OASE Wall Skimmer page 198

• Configuration chart	page 174
• Aerators	page 176
• UVC Clarifiers	page 180
• Flow through filters	page 184
• Modular filters	page 186
• Crystal quartz sand filter	page 196
• »Clear Fountain System«	page 200
• Water treatment	page 201
• »Clear Lake System«	page 202
• Surface skimmers	page 204
• Water quality	page 206



CONFIGURATION CHART

	Lake	Lake	Lake	Lake
Active system	Improved water values through aeration	Silt removal	Surface cleaning	ProfiClear Module Filter
Size in m ³ ≤ 100	1x Aqua Air 250 1x BioKick	1x SediFree	1x Skimmer 250	1x ProfiSkim 100, 1x M1, 1x AquaMax Expert 1x ProfiClear Premium Drum filter 1x ProfiClear Premium Moving Bed module 1x ProfiClear Premium Individual module 2x Bitron Gravity, 15x PhosLess
Space requirements [cm]				max. 150 x 400
Size in m ³ ≤ 150	1x Aqua Air 250 2x BioKick	2x SediFree	1x Skimmer 250	1x ProfiSkim 100, 1x M1, 1x AquaMax Expert 1x ProfiClear Premium Drum filter 2x ProfiClear Premium Moving Bed module 1x ProfiClear Premium Individual module 2x Bitron Gravity, 15x PhosLess
Space requirements [cm]				max. 150 x 500
Size in m ³ ≤ 200	1x Aqua Air 250 2x BioKick	2x SediFree	1x Skimmer 250	2x ProfiSkim 100, 1x M1, 2x AquaMax Expert 2x ProfiClear Premium Drum filter 2x ProfiClear Premium Moving Bed module 2x ProfiClear Premium Individual module 4x Bitron Gravity, 15x PhosLess
Space requirements [cm]				max. 200 x 400
Size in m ³ ≤ 300	2x Aqua Air 250 3x BioKick	3x SediFree	2x Skimmer 250	3x ProfiSkim 100, 2x M1, 3x AquaMax Expert 3x ProfiClear Premium Drum filter 3x ProfiClear Premium Moving Bed module 3x ProfiClear Premium Individual module 6x Bitron Gravity, 15x PhosLess
Space requirements [cm]				max. 300 x 400
Size in m ³ ≤ 500	2x Aqua Air 250 5x BioKick	5x SediFree	2x Skimmer 250	4x ProfiSkim 100, 2x M1, 4x AquaMax Expert 4x ProfiClear Premium Drum filter 4x ProfiClear Premium Moving Bed module 4x ProfiClear Premium Individual module 8x Bitron Gravity, 15x PhosLess
Space requirements [cm]				max. 400 x 400
Size in m ³ ≤ 750	2x AquaAir 250 7x BioKick	7x SediFree	3x Skimmer 250	6x ProfiSkim 100, 3x M1, 6x AquaMax Expert 6x ProfiClear Premium Drum filter 6x ProfiClear Premium Moving Bed module 6x ProfiClear Premium Individual module 12x Bitron Gravity, 30x PhosLess
Space requirements [cm]				max. 600 x 400
Size in m ³ ≤ 1.000	1x Air Flo 1.5 kW 9x BioKick	9x SediFree	4x Skimmer 250	8x ProfiSkim 100, 4x M1, 8x AquaMax Expert 8x ProfiClear Premium Drum filter 8x ProfiClear Premium Moving Bed module 8x ProfiClear Premium Individual module 16x Bitron Gravity, 30x PhosLess
Space requirements [cm]				max. 800 x 400

Note on runtimes: For lake configurations all of the systems should be operated continuously 24 h a day during the vegetation period.
Pool configurations should be operated at least 12 out of every 24 h.
BioKick prices on request.

* Assumption: Module filter system in pumped setup

Abbreviations:

M1 = ProfiClear Classic pump chamber
M2 = ProfiClear Classic coarse debris extractor
M3 = ProfiClear Classic filter foam module
M5 = ProfiClear Classic phosphate binder module

Clear Fountain System = dosing station

PHW = active ingredient: Sulphuric acid **SF** = suction filter basket
OxyPool = active ingredient: Hydrogen peroxide **D** = sand filter
ASS = active ingredient: Ammonium chloride **AFM** = activated filter medium

	Lake	Pool	Pool
Active system	Clear Lake System	Clear Fountain System	Clear Lake System
Size in m ³ ≤ 100	1x Clear Lake 250 1x D 800, 2x SF 200/250/25E, 13x Quartz sand (25 kg), 1x Control panel	1x Clear Fountain System, 1x PHW 30, 1x OxyPool, 1x ASS 100, 2x SF 200/250/25E, 2x D 800, 26x AFM (25 kg), 1x Control panel	1x Clear Lake 250, 2x SF 200/250/25E, 1x D 800, 13x AFM (25 kg), 1x Control panel
Space requirements [cm]	max. 100 x 250	max. 100 x 350	max. 100 x 300
Size in m ³ ≤ 150	1x Clear Lake 250, 2x SF 200/250/25E, 1x D 800, 13x Quartz sand (25 kg), 1x Control panel	1x Clear Fountain System, 1x PHW 30, 1x OxyPool, 1x ASS 100, 3x SF 200/250/25E, 3x D 800, 39x AFM (25 kg), 1x Control panel	1x Clear Lake 250, 3x SF 200/250/25E, 2x D 800, 26x AFM (25 kg), 1x Control panel
Space requirements [cm]	max. 100 x 250	max. 100 x 450	max. 100 x 400
Size in m ³ ≤ 200	1x Clear Lake 250, 2x SF 200/250/25E, 1x D 800, 13x Quartz sand (25 kg), 1x Control panel	1x Clear Fountain System, 1x PHW 30, 1x OxyPool, 1x ASS 100, 4x SF 200/250/25E, 4x D 800, 52x AFM (25 kg), 1x Control panel	1x Clear Lake 250, 3x SF 200/250/25E, 2x D 800, 26x AFM (25 kg), 1x Control panel
Space requirements [cm]	max. 100 x 250	max. 100 x 550	max. 100 x 400
Size in m ³ ≤ 300	1x Clear Lake 250, 3x SF 200/250/25E, 2x D 800, 26x Quartz sand (25 kg), 1x Control panel	1x Clear Fountain System, 1x PHW 30, 1x OxyPool, 1x ASS 100, 6x SF 200/250/25E, 6x D 800, 78x AFM (25 kg), 1x Control panel	1x Clear Lake 250, 4x SF 200/250/25E, 3x D 800, 39x AFM (25 kg), 1x Control panel
Space requirements [cm]	max. 100 x 350	max. 250 x 450	max. 100 x 500
Size in m ³ ≤ 500	1x Clear Lake 500, 3x SF 200/250/25E, 2x D 800, 26x Quartz sand (25 kg), 1x Control panel	1x Clear Fountain System, 1x PHW 30, 1x OxyPool, 1x ASS 100, 10x SF 200/250/25E, 10x D 800, 130x AFM (25 kg), 1x Control panel	1x Clear Lake 500, 5x SF 200/250/25E, 4x D 800, 52x AFM (25 kg), 1x Control panel
Space requirements [cm]	max. 100 x 350	max. 250 x 550	max. 100 x 600
Size in m ³ ≤ 750	1x Clear Lake 500, 4x SF 200/250/25E, 3x D 800, 39x Quartz sand (25 kg), 1x Control panel	1x Clear Fountain System, 1x PHW 30, 1x OxyPool, 1x ASS 100, 15x SF 200/250/25E, 15x D 800, 195x AFM (25 kg), 1x Control panel	1x Clear Lake 500, 7x SF 200/250/25E, 6x D 800, 78x AFM (25 kg), 1x Control panel
Space requirements [cm]	max. 100 x 450	max. 250 x 750	max. 250 x 450
Size in m ³ ≤ 1.000	1x Clear Lake 500, 1x Clear Lake 250, 6x SF 200/250/25E, 4x D 800, 52x Quartz sand (25 kg), 1x Control panel	1x Clear Fountain System, 1x PHW 30, 1x OxyPool, 1x ASS 100, 20x SF 200/250/25E, 20x D 800, 260x AFM (25 kg), 1x Control panel	2x Clear Lake 500, 9x SF 200/250/25E, 8x D 800, 104x AFM (25 kg), 1x Control panel, 1x Skimmer 250
Space requirements [cm]	max. 100 x 550	max. 250 x 1200	max. 250 x 450

Comment on space requirements: Net surface requirement, incl. distance between the filter units, plus walk-on surface.



	Fresh Water	Pool Water	Sea Water	220-240 V	400 V	110-120 V	50 Hz	60 Hz
AquaAir 250								
AquaAir 250 / A								

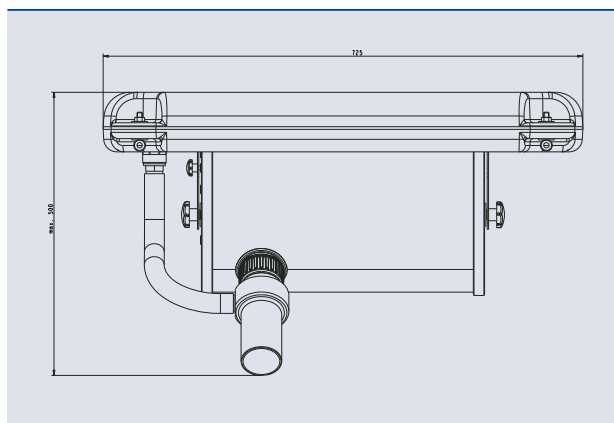
AQUAAIR 250 / AQUAAIR 250/A

Oxygen plays a crucial role in breaking down nutrients in water. Many of the problems associated with an artificial lake or pond, such as algae infestation, silt or odour nuisance can be attributed to oxygen deficits. Missing oxygen can be fed into the body of water through specific water movement that introduces air. This stabilises a body of water's biological power of regeneration and results in optimal quality of the artificial lake or pond.

Product characteristics at a glance

- Suitable for pond surfaces up to 250 m²
- Adjustable injector nozzle for optimal oxygen input with depth penetration to 4 m
- High turnover rate bring standing water into life
- Extremely long service life thanks to high-quality workmanship and stainless steel elements
- Low noise underwater operation
- Fastening material included in the scope of delivery
- Optimal oxygen supply thanks to small bubbles

Ideal supplements to this product are BioKick and SediFree.
Information on each of these products are found on pages 206 and 207.





Injector nozzle

Adjustable injector nozzle for focussed oxygen input to aerate the pond.



Professional oxygen supply

Powerful pump with professional Venturi principle enables optimal oxygen supply in small bubbles.



Stainless steel basket

High quality design with corrosion-resistant filter basket and suspension element.



Fastening material

Easy and secure anchoring of the aerator thanks to the fastening material included in the scope of delivery. (2 x 20 meter, 3 mm thick)

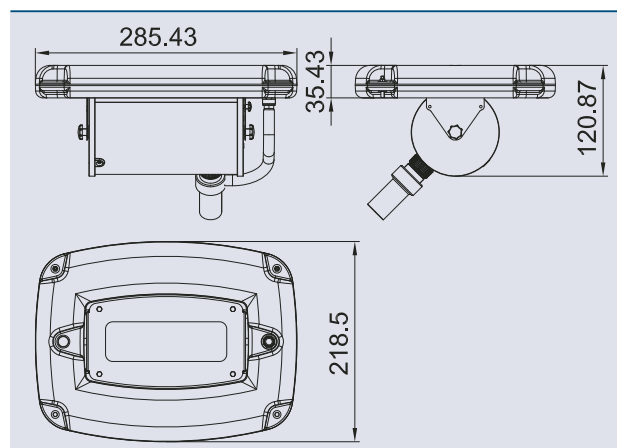
Before: Standing water with excessive algae formation



After: Uniform oxygen enrichment plus circulation



The Aqua Air 250 is a floating aerator that provides an adequate supply of oxygen for bodies of water up to 250,000 litres. A pump supplies the air/water mixture to the artificial pond or lake via the venturi principle. The high volume flow guarantees air supply in the entire body of water through strong flow movements. Deep zones as well as shallow water zones can be optimally supplied with oxygen through the adjustable angle of the flow injector.



AquaAir		250	AquaAir		250 / A
Dimensions (L x W x H)	[mm]	725 x 555 x 310	Dimensions (L x W x H)	[inch]	29 x 22 x 12
Rated voltage	[V/Hz]	230 / 50	Rated voltage	[V/Hz]	110-120 / 60
Power consumption (Pump)	[W]	650	Power consumption (Pump)	[W/A]	700 / 5.8
Flow rate max.	[l/h]	30000	Flow rate max.	[ghp max]	7000
Air displacement quantity	[l/h]	ca. 8500	Air displacement quantity	[ghp max]	2500
Radiation depth	[m*]	up to 4.0	Radiation depth	[ft*]	up to 13
Filter surface intake	[cm²]	ca. 3000	Filter surface intake	[sq.inch]	approx. 465
For bodies of water to max.	[m³]	250	For bodies of water to max.	[gal]	65000
Minimum water depth	[m]	0.5	Minimum water depth	[inch]	20
Cable length	[m]	30.0	Cable length	[ft]	75
Weight	[kg]	28.0	Weight	[lbs]	66
Order no.		57479			57487

* Depends on the jet angle set



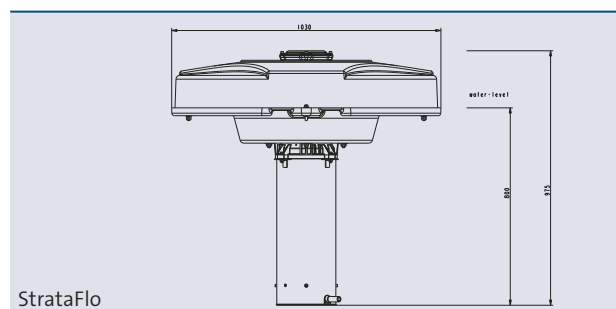
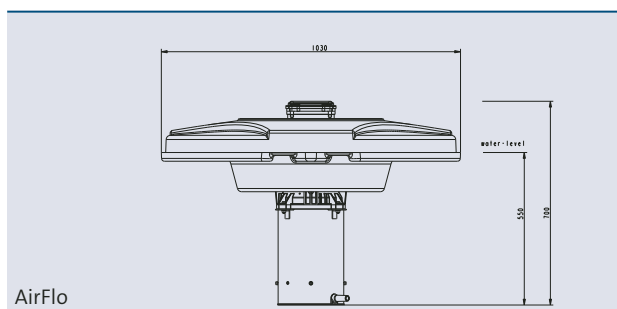
	Fresh Water	Pool Water	Sea Water	220-240 V	400 V	110-120 V	50 Hz	60 Hz	Plug and Spray
AirFlo 1.5 kW									
AirFlo 4.0 kW									
StrataFlo 2 HP									
StrataFlo 5 HP									

AIRFlo 1.5 kW/4.0 kW, STRATAFlo 2 2HP/5HP (3-PHASE)

Air Flo sets new standards in the field of lake aeration and decoration: The axial propeller technology ensures impressive and unequalled water flow rates of up to 295,000 l/h – for an optimal supply of oxygen to the lake.

Product characteristics at a glance

- Floating aerator for oxygen supply through powerful water patterns for water surfaces up to 15,000 m²
- Axial propeller technology for water flow rates up to 295,000 l/h
- Maximum oxygen supply for the body of water





Bayonet technology
for easy mounting.



Fastening material
Easy and secure anchoring of the aerator thanks to the fastening material included in the scope of delivery. (3 x 30 meter, 3 mm thick)



Earthing pin plug + control box
The 230V version is delivered ready to operate with control box.

CEE-connector + protection switch
The 400 version comes with a ready to connect, 5 pole CEE connector and motor protection switch.

- Easy installation and maintenance through bayonet technology
- Foamed float for extraordinary stability and noise reduction
- Pump basket of corrosion resistant stainless steel
- Included in the scope of delivery: Fastening set, as well as 3 »Trumpet« type nozzle attachments
- Lighting sets with stainless steel holder available as an accessory

Illumination Set MIDI / MAXI / AirFlo LED/01

For an impressive floating fountain even at night – as easy as our proven AirFlo system, we offer you a LED version of our illumination kit with three spotlights each.

A unique connection system makes it very easy to install the spotlights on the float. The UST 150 transformer is mounted easily to the pump basket directly.



Illumination Set MIDI / MAXI / AirFlo LED/01

Set of 3 LED

- 3 x LunAqua 10 LED, each with a 10 W LED bulb
- 3 x Light mounting brackets
- 3 x Special stainless steel holder for fastening the transformer
- 1 x Safety transformer 150 VA, 230 V-12 V, 50 Hz
- incl. 50.0 + 2.0 m cable

Order no.

50479

Powerdata of the different water patterns	AirFlo 1.5 kW / 230V	AirFlo 4.0 kW / 400V		StrataFlo 2 HP	StrataFlo 5 HP (3-Phase)
Water pattern Fountain H x W* [m]	0.8 x 3.5	1.5 x 6.0	[ft]	3 x 12	5 x 20
Flow rate [l/h]	165000	295000	[gpm]	700	1250
Lake size					
Minimum lake size [m²]	100	500	[sq.ft]	108	538
Opt. effect for lakes up to [m²]	5000	15000	[sq.ft]	53800	16200
Suction depth max. [m]	4.0	5.0	[ft]	13.1	16.4

	AirFlo 1.5 kW / 230V	AirFlo 4.0 kW / 400V		StrataFlo 2 HP	StrataFlo 5 HP (3-Phase)
Dimensions (ø x H) [mm]	700 x 1150	950 x 1150	[inch]	46 x 28	46 x 38
Nominal voltage [V/Hz]	230/50	400/50	[V/Hz]	230/60	200-230/60
Pump power [KW]	1.5	4.0	[W/A]	2749/13.2	3738/19.8
Nominal current [A]	10.2	9.6	[W/A]	2749/13.2	3738/19.8
Minimum water depth [m]	0.90	1.15	[ft]	3	4
Cable length [m]	50.0 + 2.0	50.0 + 2.0	[ft]	160	160
Weight [kg]	ca. 40.0	ca. 60.0	[lbs]	88	132
Order no.	50183	50185		50272	50274



	Fresh Water	Pool Water	Sea Water	220-240 V	400 V	110-120 V	50 Hz	60 Hz
Bitron Eco								

BITRON ECO



Product characteristics at a glance

- Concentrated UVC power clears ponds up to 240 m³
- High intensity treatment of suspended algae, turbidity and harmful bacteria in the pond water
- Now with unique UVC bulb with 50% longer service life (12.000 h) – developed in cooperation with Philips

- High volume UVC housing with a new design and organic shape for a particularly long water dwell time
- Eco control system enables maximum energy efficiency with savings potential of up to 50%*²
- More protection for the climate. Eco mode saves up to 525 kg CO₂/year*²
- UVC radiation is at its best at all times thanks to patented, autonomous bulb cleaning
- Intelligent bypass regulation automatically adapts the flow rate to the pump capacity in the filter system
- If desired, continuous irradiation or device switch off are possible at the touch of a button
- Clever UVC function monitor, display for bulb change and water temperature
- Protection class IP68 enables direct set up at the edge of the pond
- Simple connection to other 2" filter systems
- 100%, VDE-certified safety; does not cause eye injuries


INNOVATION – MADE BY OASE



Bitron Eco

NEW

*² 2 opposite devices in continuous operation. Bitron Eco 240 at 305 days of operation in EcoMode 50% and Central European temperature profile. With a different combination, savings are possibly lower. CO₂ calculation: www.iwr.de



Automatic cleaning rotor

The automatic cleaning rotor is continuously guided around the quartz glass tube by the water flow and prevents debris from settling.



Closure technology

The quick release closure now allows direct access to the bulb without dismounting the quartz glass. Replacement of the UVC bulb just takes a few minutes.



Automatic bypass regulation

The integrated bypass membrane regulates water distribution automatically based on the water flow and adapts itself to changing conditions, such as the Seasonal Flow Control system, for example.

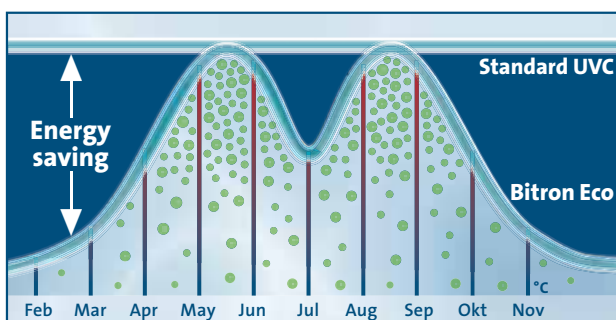


Automatic control unit

It not only shows the actual status of your bulb and the water temperature, it also allows adaptation of capacity depending on the requirement + UVC lifetime counter.

The new UVC clarifier Bitron Eco reduces energy cost thanks to its Eco control system. It adjusts the Bitron Eco's capacity to the seasonal requirement and therefore enables maximum energy efficiency with a savings potential of up to 50%*.

*Opposite devices in continuous operation. Bitron Eco 240 at 305 days of operation in EcoMode 50% and Central European temperature profile. With a different combination, savings are possibly lower. CO₂ calculation: www.iwr.de




Accessories (must be ordered separately)



Replacement bulb UVC 60 W Eco

- For Bitron 120 W – 240 W

Replacement bulb UVC 60 W Eco (see page 183) **57077**



Connection elbow 2' / 90° Bitron

- For Bitron C 36 W – 110 W and Bitron Eco

Connection elbow 2' / 90° Bitron **50540**

	Bitron Eco 120 W	Bitron Eco 180 W	Bitron Eco 240 W
Dimensions (L x W x H)	[mm] 725 x 227 x 248		
Rated voltage	220–240 V / 50/60 Hz		
Power consumption	[W] 120	180	240
Power cable length	[m] 5.00		
Net weight	[kg] 7.90		8.10
UVC power	[W] 120	180	240
Temperature display	Digital		
UVC operating hours meter	[h] 12000		
Bypass control	Automatic		
Number of inlets	[EA] 1		
Connections, inlet	[mm] 38 / 50		
Connections, inlet	1½", 2"		
Number of outlets	[EA] 1		
Connections, outlet	[mm] 38 / 50		
Connections, outlet	1½", 2"		
Max. flow rate	[l / h] 50000		
Max. operating pressure	[bar] 1.00		
Suitable for ponds up to max.	[m³] 120.0	180.0	240.0
Suitable for ponds with fish stock	[m³] 60.0	90.0	120.0
Suitable for ponds with koi*1	[m³] 30.0	45.0	60.0
Connection to	ProfiClear, BioTec 30, BioTec SreenMatic 36		
Other	LED function check		
Order no.	56769	56405	56410



	Fresh Water	Pool Water	Sea Water	220-240 V	400 V	110-120 V	50 Hz	60 Hz
Bitron C 110W								
Bitron Gravity 55 W								

BITRON C 110W

The Bitron 110 C effectively reduces algae and the number of pathogens and bacteria in the body of water and thus consistently ensures clear and healthy water.

Product characteristics at a glance

- Suitable for ponds up to 110 m³
- Elimination of suspended algae (green water)
- Reduction of harmful bacteria and pathogen levels
- UVC radiation is at its best at all times thanks to patented, autonomous bulb cleaning
- Bypass technology enables optimal irradiation of the polluted water, even at high flow through rates
- Individual water flow adjustment for optimal adaptation to the connected filter pump
- Integrated magnets protect the UVC technology against limescale deposits
- Visual function check of the UVC bulb
- 100%, VDE-certified safety; does not cause eye injuries
- Quick release technology for easy bulb replacement
- High quality workmanship with impact resistant plastic housing
- Incl. high quality UVC bulb




Bitron C 110W

BITRON GRAVITY 55 W

Product characteristics at a glance

- Suitable for ponds up to 70 m³
- Extremely effective elimination of algae and pathogenic bacteria (to 12.5 m³/h) – similar to an immersion UVC
- 100%, VDE-certified safety; does not cause eye injuries
- Energy efficient thanks to electronic ballast
- Effective sterilisation, thanks to long water dwell time in the Bitron
- Flow optimised reactor design ensures direct and virtually loss free UV radiation
- High quality V4A stainless steel housing for stability and good reflection rates
- Extremely easy installation with stainless steel connection elements
- Flexible connection before or after the ProfiClear filter system – also for other gravity fed applications
- In the event of pond enlargements or increase in koi stock, extension with additional Bitron Gravity UVC devices is possible at any time
- Visual function check
- Horizontal or vertical setup possible
- Incl. 2 x DN 110 quick release couplings, easy to install
- With the adapter set (18127) it is also suitable for pump fed operation



Bitron Gravity 55 W



Can be optimally integrated in the ProfiClear Premium system.

Bitron 110 C

Clever bypass system combines high flow rates with optimal duration of radiation
Permanent self-cleaning thanks to patented cleaning rotor
Up to 30 % energy savings through electronic ballast

Recommendation

Do not forget to replace UVC bulbs regularly, ideally in the spring!

Accessories (must be ordered separately)



Replacement bulb for Bitron Gravity 55 W and Bitron 110 C

1 bulb is required for complete configuration of Bitron Gravity 55 W

2 bulbs are required for complete configuration of Bitron 110 C

Order no. 56636


Bitron C 110W		
Dimensions (L x W x H)	[mm]	730 x 215 x 200
Rated voltage	[V/Hz]	220-240/50-60
Inlet stepped hose adapter	[inch]	¾ to 2
Outlet (2x)	[inch]	1 to 1 ½
Visual function check	Indicator light	
Connection to	ProfiClear module filter/BioTec ScreenMatic 36	
Operating pressure max.	[bar]	1.0
Suitable pump capacity max.	[l/h]	40000
Power consumption	[W]	110
Flow-through UVC, without bypass	[l/h]	12000
Cable length	[m]	5.0
Order no.	56902	

Bitron Gravity 55 W

Highly-efficient – perfect for gravity-fed filter systems

Unusually powerful, efficient UVC clarifier
Extremely effective sterilisation thanks to well thought-out flow optimisation
Extremely easy and flexible installation before or after the filter system

Bitron Gravity 55 W		
Dimensions (L x W x H)	[mm]	700 x 260 x 160
Rated voltage	[V/Hz]	220 – 240 / 50/60
Power consumption	[W]	55
Power cable length	[m]	5.00
Net weight	[kg]	7.10
UVC power	[W]	55
Number of inlets	[Unit]	1
Connections, inlet	DN 110	
Number of outlets	[Unit]	1
Connections, outlet	DN 110	
Max. operating pressure	[bar]	1.00
Pump capacity, max.	[l/h]	30000
Rec. flow rate (gravitation)	[l/h]	12500
Pump capacity, min.	[l/h]	5000
Suitable for ponds to max.	[m³]	70.0
Suitable for ponds with fish stock	[m³]	50.0
Suitable for ponds with koi*	[m³]	25.0
Material	Plastic / stainless steel	
Connection to	ProfiClear, AquaMax Eco Gravity	
Type of use	Pump fed system, gravity fed system	
Other	Visual function check	
Order no.	50946	



	Fresh Water	Pool Water	Sea Water	220-240 V	400 V	110-120 V	50 Hz	60 Hz
BioTec ScreenMatic 36								

BIOtec SCREENMATIC 36

The biological-mechanical filtration function in tandem with outstanding technology for extracting coarse pollutants guarantee clear and healthy water with low maintenance.

Product characteristics at a glance

- Suitable for ponds up to 140 m³
- Highly effective flow through filter also for medium size koi ponds
- Significantly less maintenance is required, thanks to coarse debris extraction, upstream from the filter inlet
- Automatically driven self cleaning of the



BioTec ScreenMatic 36



BioTec ScreenMatic 36



Setup possibility

Free access to the sponges through 90° setup possibility for easy and fast maintenance.




Water distributor with flow regulator

Adaptation of the ScreenMatic sieve to different pump capacities for function.



Electric motor

For electrical driving of the ScreenMatic preliminary separator at 30 minute intervals.



Triple separator

Frees the ScreenMatic from accumulated debris in three stages.

ScreenMatic sieve

- Collection tank for removal of extracted coarse pollutants
- Different filter media and large settlement surface for optimal development of filter bacteria
- Flow speed of the incoming water can be adjusted individually depending on the amount of coarse debris
- Sludge drain with slide valve for removing debris from the filter system
- Cleaning of filter sponges directly in the filter,

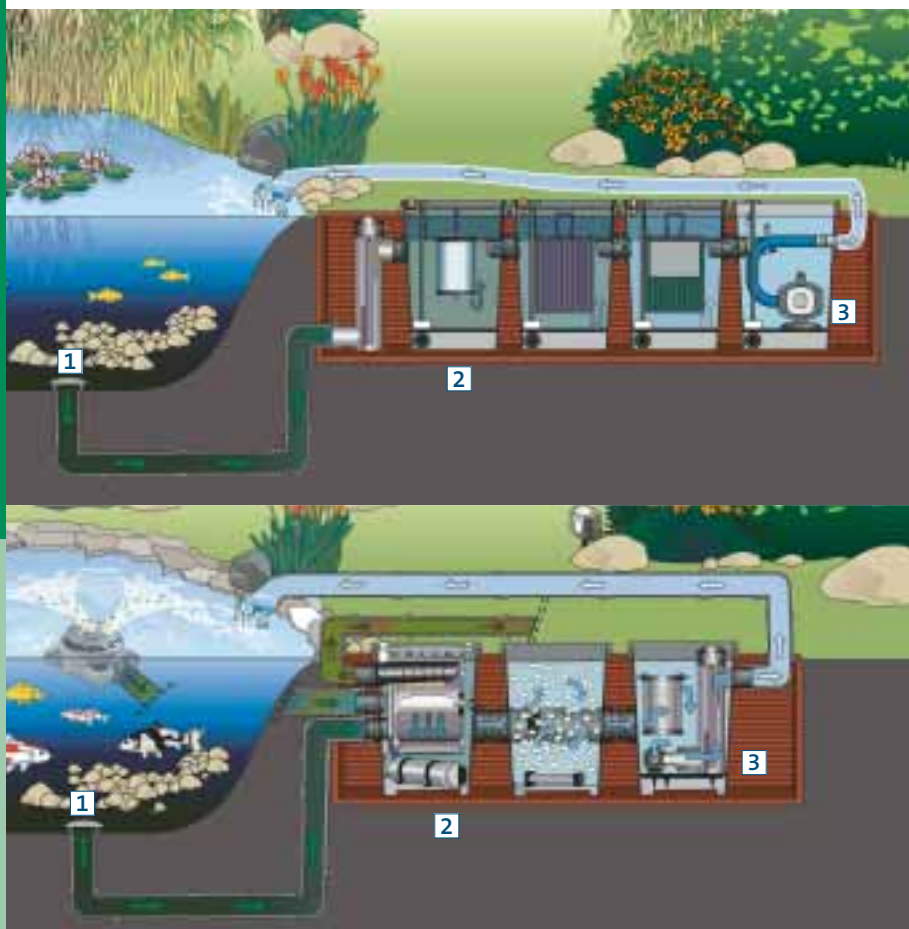
without removal

- Use of the PhosLess filter media tubes as needed for string algae reduction (optional accessory)
- Optimally matched to OASE AquaMax Eco filter pumps
- Direct connection possibility for Bitron C and Eco UVC clarifiers

Accessories (must be ordered separately)

 <p>Spiral hoses, green with black -spirals (pressure: 6 bar)</p> <ul style="list-style-type: none"> • Frost-resistant and UV-resistant • Good sinking characteristics • Temperature-resistant to + 60 °C • Heavy-metal free – guaranteed 		
Spiral hoses		
1 ½"	25 m length	Order no. 52981
2"	20 m length	Order no. 36500
Replacement filter sponges		
for BioTec 36 ScreenMatic	red	Order no. 56736
for BioTec 36 ScreenMatic	blue	Order no. 56737

BioTec ScreenMatic 36		
Dimensions (L x W x H)	[mm]	1200 x 800 x 760
Flow rate max.	[l/h]	23000
Inlet stepped hose adapter	[inch]	2 x 1 to 1 ½
Outlet	[mm]	100
Number of blue filter sponges		18
Number of red filter sponges		18
Special granulate	[kg]	18.0
Coarse pollutant extraction	[µm]	300
Suitable for ponds with fish stock	[m³]	70
Suitable for ponds to max.	[m³]	140
Weight	[kg]	90
Order no.		51259



Schematic diagram: Module filter ProfiClear installed as »gravity-fed filter system«

Filter systems for clear water dreams

The ProfiClear modular filter systems can be operated in two different ways depending on the local conditions: In accordance with the **gravity-fed principle** or as a **pump-fed system**.

Regardless of the variant for which you decide – **ProfiClear modular filters offer variable implementation** and are based on decades of OASE experience in the field of pond and system technology. This means mature technology of the highest quality.

PROFICLEAR – GRAVITY-FED PRINCIPLE

With the gravity-fed system the filter is recessed into the ground and made level to the water line of the pond. Polluted pond water reaches the first filter module via the bottom drain or a liner transition. Because the pump is not positioned at the beginning of the system, the coarse debris

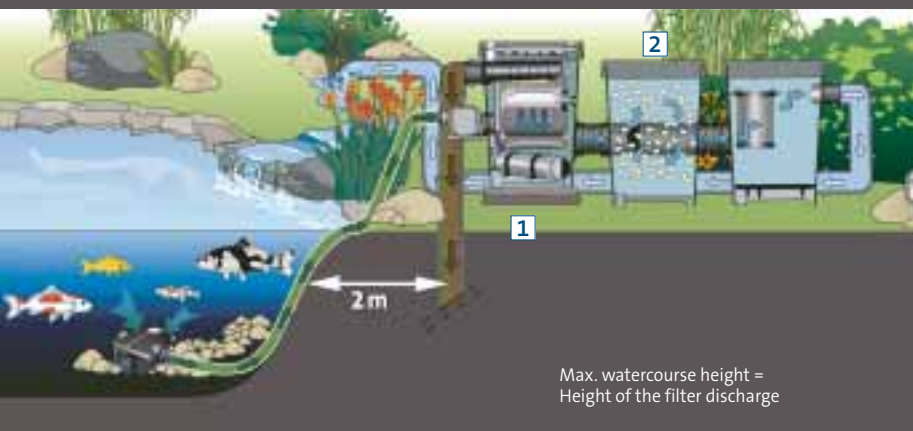
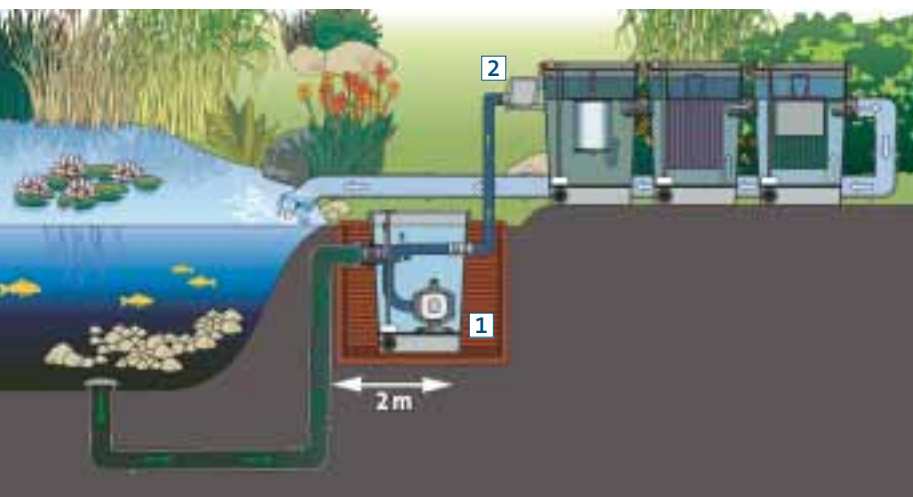
extractor can remove suspended matter in the water very effectively.

The pump is in the pump chamber at the back of the system and conveys the cleaned water back into the pond. Since there are no significant height differentials to overcome, energy-efficient AquaMax Eco Gravity pumps can be used.



System advantages at a glance:

- Effective removal of suspended matter through exploitation of the gravity-fed principle
- Energy-efficient, as there is virtually no height differential and only minimal friction losses occur
- Can be integrated inconspicuously in the water garden
- UVC devices can be installed downstream or even upstream with the new Bitron Gravity
- Optimally matched to OASE AquaMax Eco filter pumps



Schematic diagram: Module filter ProfiClear installed as »pump-fed system«



With the optional discharge adapter you can operate the ProfiClear Premium in pump-fed setup even without the individual chamber.

WATER QUALITY

MODULE FILTERS

PROFICLEAR – PUMP-FED PRINCIPLE

With the pump-fed principle the filter system is installed above ground, and thus it is also above the water level of the pond. The polluted pond water is conveyed out of the pond or out of the levelled pump chamber and into the filter system using a pump. The cleaned water flows back via a freely inclined pipeline, watercourse, or water-fall. In this process the source of the watercourse is not higher than the filter discharge.

System advantages at a glance:

- Can be easily retrofitted to existing ponds
- Minimum installation effort
- Easy upstream installation of UVC devices
- Easy to extend the system
- Optimally matched to OASE AquaMax Eco Premium filter pumps





Schematic diagram: ProfiClear module filters are outstandingly suited for use on swim ponds

Top 3 product characteristics





- Can be individually matched to the size and the conditions of the pond
- Can be modularly extended if the pond changes
- Can be used in the energy saving gravity fed system


	Fresh Water	Pool Water	Sea Water
ProfiClear Classic			

PROFICLEAR CLASSIC – RELIABLE MODULAR FILTER SYSTEM FOR LARGE BODIES OF WATER

System advantages at a glance:

- Ideal for large ponds and swim ponds up to 200 m³
- Modularly extensible filter system for individual adaptation to local conditions
- Individual solutions through bringing together of different components
- Can be implemented in any size of pond and under any pond conditions
- Can be used as a pump fed version as well as a particularly energy saving gravity fed filter
- Coarse pollutant extraction with automatic cleaning (optional accessory)
- Easy maintenance cleaning handles and floor drains in each filter chamber
- High quality and impact resistant GRP and perfect workmanship
- Optimally matched to OASE filter pumps
- Protection against disproportionate algae growth when using the phosphate binder module

					
	A	B	C	D	
	ProfiClear Classic Pump chamber	ProfiClear Classic Coarse debris extractor	ProfiClear Classic Filter foam module	ProfiClear Classic Phosphate binder module	
Dimensions (L x W x H)	[mm]	830 x 600 x 820			
Net weight	[kg]	34.40	36.10	40.40	43.35
Coarse debris extraction	[µm]	–	800	–	–
Biological filter surface	[m²]	–	–	90.0	148.0
Special filter granulate	[kg]	–	–	–	4.00
Number of blue filter foams	[EA]	–	–	3	–
Number of red filter foams	[EA]	–	–	3	–
Number of black filter foams	[EA]	–	–	–	6
Temperature display		No			
Inlets ProfiClear Classic		2 x DN 110 / DN 150	1 x DN 110 / DN 150 + 2 x DN 50		
Outlets ProfiClear Classic		25–50 mm (1"-2") + 1 x DN 50	1 x DN 110 / DN 150		
Connections, sludge discharge		DN 75			
Max. flow rate	[l / h]	25000	12500		
Rec. flow rate (pumped)	[l / h]	–	8000		
Rec. flow rate (gravitation)	[l / h]	–	6000		
Other		Pollutant discharge incl. slide valve			
Description	<p>Whether gravity fed principle or pump fed system – the ProfiClear Classic pump chamber ensures optimal pump position.</p> <ul style="list-style-type: none">Filters mechanically and biologicallyReduction of pressure lossesSafe and standard conformant set up for swim pondsEasy maintenance and winter careProtection against excessive siltTwo inlets 1 incl. regulator for individual adjustment of the inflowDebris that accumulates in the sediment tank is flushed out via the bottom drain 2	<p>Enables easy mechanical extraction of solids up to 800 µm in size.</p> <ul style="list-style-type: none">Incoming water is fed via two large-surface extraction sieves 1Pulling the slide valve 2 flushes out the debris via a DN 75 dischargeIncl. hose coupling for fresh water rinsingThe extraction sieves are quickcleaned by interior and exterior brushes by operating the cleaning handle 3A pollutant level indicator 4 signals when maintenance is requiredAutomatic and regular cleaning is possible via the ProfiClear Screendrive (optional accessory)	<p>Reliably removes toxins such as ammonium/ ammonia or nitrite.</p> <ul style="list-style-type: none">The water to be filtered is channelled through the coarse and fine foams 1 that contain the vital filter biologyThe oxygen necessary for the nitrification processes is supplied via connections on the housingThe foams are cleaned by being compressed against the intermediate floors via the cleaning levers 2Pulling the slide valve 3 flushes the debris out via a DN 75 discharge, which can be supported through rinsing via cleaning nozzles	<p>Converts nitrate into gaseous nitrogen (denitrification) and eliminates phosphates.</p> <ul style="list-style-type: none">A majority of the water is channelled past the 1 filter foam. This establishes the low oxygen milieu that is so important for the denitrifying bacteriaThe lesser portion of the flow volume is channelled through the PhosLess inserts 2 (4 units)Binders ensure quick and safe phosphate removalElimination of these nutrients significantly restricts string algae growthVirtually maintenance free due to bypass regulation in the foam prevents cloggingA pollutant level indicator 3 signals when maintenance is requiredPollutant discharge 4 incl. slide valve	
Order no.	51061	51064	51065	51066	



The solution for large koi ponds. Koi pond owners know that what starts as a small pond with a few koi quickly, with increasing passion becomes a larger koi pond installation. With the number of fish and use of the pond, the demands imposed on performance and convenience of the a filter system, naturally increase as well, today no one wants to make any compromises.

The new generation ProfiClear Premium module filter system has been developed jointly in intensive cooperation with leading european koi experts, and with its extremely reliable filter performance, its well thought-out functions, and its unusual price / performance ratio, it sets totally new standards.

It consists of three modules, drum filter module, moving bed module and individual module, the entire system even ensures clear water if the pond is extended by an additional 50m³ or if their is a desire for swimming. The secret is its flexibility; depending on the use of the pond a second Moving Bed module can be connected, and the Individual module can be equipped with additional filter media. In the most uncomplicated way, this increases the overall filter capacity and large bodies of water, such as natural ponds and swim ponds up to 200m³ remain clear.

Discover the versatile functions and convincing advantages of this system; it remains unique in its class!

ProfiClear Premium	Fresh Water	Pool Water	Sea Water	220-240 V	400 V	110-120 V	50 Hz	60 Hz
Individual Module								
Moving Bed Module								
Drum filter pump-fed								
Drum filter gravity-fed system								



www.oase-livingwater.com/proficlearfilm

PROFICLEAR PREMIUM – SOPHISTICATED FILTER SYSTEM FOR KOI PONDS

System advantages at a glance:

- Intelligent high end module filter system for Koi ponds and other large bodies of water to 260 m³
- Outstanding filter capacity with intelligent control functions
- Intelligent self cleaning function for unique maintenance free operation (drum filter module)
- Highly effective decomposition of pollutants and nutrients, thanks to professional filter media and moving bed process (MovingBed module)
- Flexible adaptation of the filter system to individual requirements (individual module)
- Mature, professional technology with more than 3 years of development time
- Innovative and reliable product
»made in Germany*« *Except pressure pump



ProfiClear Premium sieve

- Accessories for the Drum Filter Module
- At 150 µm, ensures removal of coarser debris and thus reduces water consumption
- Ideal for use on natural ponds or swim ponds

ProfiClear Premium sieve

Order no.

50947

DRUM FILTER MODULE



Intelligence sets the pace. The intelligent switch centre removes coarse debris to 60 µm – i.e. finer than a hair.

- Maximum partial removal to 60 µm and flow-through rates to 25 m³/h for a crystal clear view
- Automatic self-cleaning offers maximum convenience
- Rinsing is executed with cleaned pond water, a water connection is not required
- A watertight microcontroller system monitors and controls the main functions, operation is as easy as child's play (Plug & Play)
- Control system with retrospective display of errors in running operation, as well as adjustment possibilities for forced cleaning, duration of cleaning and supplemental cleaning
- Pollutant rakes on the sieves reliably remove string algae and other larger particles from the drum
- Pollutant trough made of ductile EPDM

material prevents jamming of larger particles

- VDE testing certifies reliable and safe functions
- Flexible implementation possibilities; can be used in the gravity fed system, as well as in the pump fed system
- Safety level switch in the pumped system prevents jamming due to debris particles
- Stable housing thanks to solid stainless steel elements and dimensionally stable Duroplast
- Individually removable sieve elements (no tools required) and free-wheeling functions for easy access to the drum
- Incomparably quiet through extensive noise damping
- Powerful, high quality pressure pump is integrated for flushing the drum
- Full flexibility for the connection with up to 4 x DN 110 inlets (1 x optional)
- Screen elements in 150 µm mesh width optionally available as accessories

MOVING BED MODULE



Hel-X ensures optimum media circulation, Original Hel-X biomedia are highly effective at degrading pollutants in the moving bed process.

- Extremely large, protected settlement surface for microorganisms (704 m²/m³)
- Innovative bypass technology for optimal movement of the Hel-X bioelements, even at high flow rates
- Removal of toxins, such as ammonium / ammonia and nitrite.
- Hel-X Biomedium: 50 l decompose approx 300 g of fish food per day. Its performance depends on temperature, feed quality and degree of settlement of microorganisms
- Aerator bar for optimal oxygen enrichment and turbulence already installed
- Advantages of the moving bed process: Permanent, optimal oxygen supply; self-cleaning effect from dead biomass, know-how from industrial water treatment
- Integrated bottom drain with high-quality, finely engineered slide valve



Integrated aerator can be connected to AquaOxy aerator pumps.



Biological surface for settlement of the microorganisms (left – biomedia that has not yet been used, right – with settled microorganisms).

INDIVIDUAL MODULE



Flexible with maximum effectiveness. The filter system is flexibly aligned to the individual conditions of the body of water.

- Space-saving pump and UVC chamber for easy integration of: AquaMax Eco Gravity filter pumps and Bitron Gravity UVC clarifiers
- Maximum flexibility in the connection through DN 110 and 2" ducts
- To increase the filter capacity, it is possible to fill the 2 individual baskets in the flow area with additional filter medium up to 8 litres fill volume
- Integrated bottom drain with high-quality, finely engineered slide valve



Convenient filling of the 2 individual baskets with up to 8 litres fill volume.

NEW



ProfiClear Premium

1

ProfiClear Premium
Drum filter pump fed

1

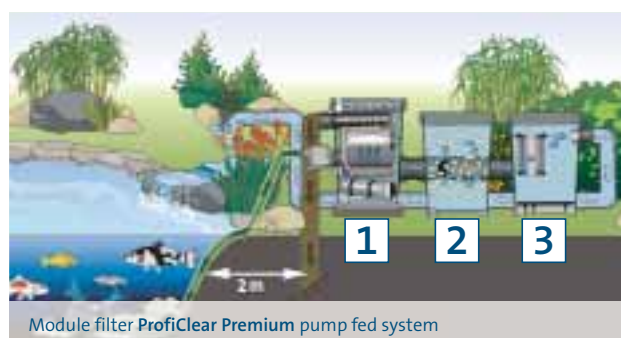
ProfiClear Premium
Drum filter gravity fed system

Description

- Filter capacity to 60 µm and 25 m³/h flow through
- Automatic self cleaning
- A watertight microcontroller system monitors and controls the main function
- VDE testing certifies reliable and safe functions
- Gravity fed system only: Full flexibility for the connection with up to 4 x DN 110 inlets
- Safety level switch in the pumped system prevents jamming due to debris particles
- Massive stainless steel elements
- Individually removable sieve elements (no tools required) and free wheeling function
- Incomparably quiet
- High quality pressure pump is integrated for flushing the drum
- Filter capacity to 60 µm and 33 m³/h flow through

Dimensions (L x W x H)	[mm]	830 x 600 x 820	
Rated voltage		230 V / 50 Hz	
Power consumption	[W]	5	
Power consumption cleaning	[W]	1090	
Cable length	[m]	2.00 + 5.00	
Net weight	[kg]	70.00	
Control unit		Microcontroller	
Temperature display		Digital	
Coarse debris extraction	[µm]	60.00	
Number of nozzles / flush quantity		4 x 2.5 l / min	
Flush pump		6 bar	
Flush automation		Sensor, time interval, manual	
Number of sieve elements	[EA]	8	
Filter intake surface	[cm²]	4200	
Material		GRP Duroplast / stainless steel	
Number of inlets	[EA]	2	4
Connections, inlet	[mm]	50	–
Connections, inlet		2"	DN 110
Number of outlets	[EA]	2	
Connections, outlet		DN 150	
Connections, sludge discharge		DN 75, DN 110	
Connection, flush trough		DN 110	
Connection to		Bitron Eco, Bitron C	Bitron Gravity
Min. flow rate	[l / h]	10000	
Max. flow rate	[l / h]	25000	33000
Install height above the water level	[cm]	40	13
Type of use		Pump fed system	Gravity fed system
Other		Pollutant discharge incl. slide valve	
Order no.		50773	56774

		
ProfiClear Premium	2 ProfiClear Premium Moving bed module	3 ProfiClear Premium Individual module
Description	<ul style="list-style-type: none"> Extremely large, protected settlement surface for microorganisms (704 m²/m³) Innovative bypass technology for optimal movement of the Hel-X bio-elements Removal of toxins, such as ammonium / ammonia, nitrite and nitrate 50 l of Hel-X decompose approx. 300 g of fish food per day (can be extended to 100 l / module) Aerator bar for oxygen enrichment and turbulence already installed Permanent, optimal oxygen supply; self-cleaning effect from dead biomass Integrated bottom drain with high quality, finely engineered slide valve 	<ul style="list-style-type: none"> Space saving pump and UVC chamber for Maximum flexibility in the connection through DN 110 and 2" ducts To increase the filter capacity, it is possible to fill the individual baskets in the flow area with additional filter medium up to 8 litres fill volume
Dimensions (L x W x H)	[mm]	830 x 600 x 820
Net weight	[kg]	44.00
Biological filter surface	[m ²]	43.0
Biolog. filter surface protected	[m ²]	35.5
Individual granulate filter		2 x 8 litres
Number of sieve elements	[EA]	2
Material		GFK Duroplast
Number of inlets	[EA]	2
Connections, inlet	[mm]	180
Number of outlets	[EA]	2
Connections, outlet		50
Connections, outlet		DN 150
Connections, sludge discharge		DN 75
Min. flow rate	[l / h]	10000
Max. flow rate	[l / h]	33000
Connection to		AquaOxy 2000–4800
Install height above the water level	[cm]	13
Type of use		Pump fed system, gravity fed system
Other		Aeration pre-installed, pollutant discharge incl. slide valve
Order no.		50772





Module filter ProfiClear Premium pump fed system




Module filter ProfiClear Premium gravity fed system


SELECTION TABLE – PROFICLEAR CLASSIC



Natural ponds & swim ponds (without fish stock)		40 m³	60 m³	80 m³	100 m³	120 m³	160 m³	200 m³
Coarse debris extractor	EA	1	1	1	1	2*	2*	2*
Filter foam module	EA	1	1	2	3	3	4	6
Phosphate binder module	EA	-	1	1	1	1	2	2
Pump chamber	EA	1	1	1	1	1	1	1
Bitron 72 W	EA	1	1	–	–	2	–	–
Bitron 110 W	EA	–	–	1	–	–	2	–
Bitron Eco 120 W	EA	–	–	–	1	–	–	2
Optional: Bitron Gravity	EA	1	1	2	2	2	2	2
Pump capacity / h = pond size / x	EA	8	8	8	8	8	8	8

* Double-row configuration (The filter system must be operated in two filter rows that are separate from each other) see illustration below.
This table considers the usual flow losses within the filter system.



With fish stock (up to 1 kg / 1000 l)		20 m³	30 m³	40 m³	50 m³	60 m³	80 m³	100 m³
Coarse debris extractor	EA	1	1	1	1	2*	2*	2*
Filter foam module	EA	1	1	2	3	3	4	6
Phosphate binder module	EA	-	1	1	1	1	2	2
Pump chamber	EA	1	1	1	1	1	1	1
Bitron 72 W	EA	1	1	–	–	2	–	–
Bitron 110 W	EA	–	–	1	–	–	2	–
Bitron Eco 120 W	EA	–	–	–	1	–	–	2
Optional: Bitron Gravity	EA	1	1	2	2	2	3	4
Pump capacity / h = pond size / x	EA	4	4	4	4	4	4	4

* Double-row configuration (The filter system must be operated in two filter rows that are separate from each other) see illustration below.
This table considers the usual flow losses within the filter system.

BIOLOGICAL PERFORMANCE OF THE HEL-X BIO MEDIUM IN THE MOVING BED MODULE:

50 l of Hel-X decomposes approx 300 g of fish food per day. If necessary, the fill level already contained can be extended from 50 l auf 100 l (600 g fish food) per Moving Bed Module with an additional aeration. **Up to 3 Moving Bed Modules per row can be inserted in succession.** Among other factors, biological performance depends on temperature, food quality and the degree to which the Hel-X is settled with microorganisms.

Rules of thumb

How to calculate the right UVC power for your pond

Ponds **without** fish stock: 1 W UVC power per m³ pond volume
 Ponds **with** fish stock: 2 W UVC power per m³ pond volume
 Ponds **with** koi stock: 4 W UVC power per m³ pond volume

Note: To keep the bacterial load low in the koi pond, the Bitron Gravity should be operated with a max. flow rate of 12.5 m³/h. In this regard recirculation of 55% of the pond volume/h should be the objective. These recommendations are already considered in the table above.

Double-row configuration with ProfiClear as the example
 The filter system must be operated in two filter rows that are separate from each other.

Setup – gravity fed system




Setup – pump fed system




SELECTION TABLE – PROFICLEAR PREMIUM

	Natural ponds & swim ponds 		40 m³	60 m³	80 m³	100 m³	120 m³	160 m³	200 m³
	Drum filter module	EA	1	1	1	1	1	1	1
	Moving Bed filter module	EA	1	1	1	1	2	2	2
	Individual module	EA	1	1	1	1	1	1	1
	Bitron 72 W	EA	1	1	–	–	–	–	–
	Bitron 110 W	EA	–	–	1	1	–	–	–
	Bitron Eco 120 W	EA	–	–	–	–	1	–	–
	Bitron Eco 180 W	EA	–	–	–	–	–	1	–
	Bitron Eco 240 W	EA	–	–	–	–	–	–	1
	Bitron Gravity (gravity fed system)	EA	1	1	1	1	2	2	2
	Pump capacity / h = pond size / x	EA	8	8	8	8	8	8	8
This table considers the usual flow losses within the filter system.									

	With fish stock 		20 m³	30 m³	40 m³	50 m³	60 m³	80 m³	100 m³
	Drum filter module	EA	1	1	1	1	1	1	1
	Moving Bed filter module	EA	1	1	1	1	2	2	2
	Individual module	EA	1	1	1	1	1	1	1
	Bitron 72 W	EA	1	1	–	–	–	–	–
	Bitron 110 W	EA	–	–	1	–	–	–	–
	Bitron Eco 120 W	EA	–	–	–	1	1	–	–
	Bitron Eco 180 W	EA	–	–	–	–	–	1	–
	Bitron Eco 240 W	EA	–	–	–	–	–	–	1
	Bitron Gravity (gravity fed system)	EA	1	1	1	1	2	2	2
	Pump capacity / h = pond size / x	EA	4	4	4	4	4	4	4
This table considers the usual flow losses within the filter system.									



Koi ponds		15 m³	20 m³	25 m³	45 m³ (pumped)	50 m³ (gravitation)	60 m³	70 m³	90 m³
Drum filter module	EA	1	1	1	1	1	2*	2*	2*
Moving Bed filter module	EA	1	1	1	2	3	2	3	4
Individual module	EA	1	1	1	1	1	2	2	2
Bitron 110 W	EA	1	1	–	–	–	–	–	–
Bitron Eco 120 W	EA	–	–	1	–	–	2	1	–
Bitron Eco 180 W	EA	–	–	–	1	–	–	1	1
Bitron Eco 240 W	EA	–	–	–	–	–	–	–	1
Bitron Gravity (gravity fed system)	EA	1	1	2	–	2	3	4	4
Pump capacity / h = pond size / x	EA	1.5	1.5	1.5	1.5	1.5	1.5	1.5	1.5

* Double-row configuration (the filter system must be operated in two filter rows that are separate from each other) see illustration page 194.

This table considers the usual flow losses within the filter system and expert recommendations for sterilisation capacity in koi ponds.



	Fresh Water	Pool Water	Sea Water	220-240 V	400 V	110-120 V	50 Hz	60 Hz
Sandfilter D 600								
Sandfilter D 800								
Backwash Automatic Eurotronik								

SANDFILTER D600 / D800

Efficient water filtration significantly extends the interval between necessary cleaning tasks in spray fountains, ponds, and other systems.

Product characteristics at a glance

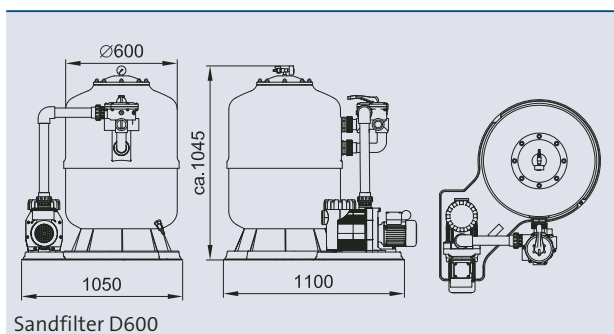
- Efficient, mechanical water filtration
- Extends the cleaning interval
- Environmentally-friendly mechanical filtration
- Pre-assembled, easy-to install unit comprised of filter, pump, and multi-port valve
- Easy to clean

Accessories (must be ordered separately)



Backwash Automatic Eurotronik

- For automatic backwash



Sandfilter D600



Sandfilter D600

Backwash Automatic Eurotronik

Connect cable on D 600 or D 800

Dimensions (LxWxH)	[mm]	245 x 140 x 95
Power Supply	[V/Hz]	230/50
Power consumption of the controller	[VA]	approx. 10
Breaking capacity	[kW]	max. 1.1
Motor-operated valve	[V]	230
Order no.		55351

Crystal quartz sand 25 kg sack

Grain	0.4 – 0.8 mm
Order no.	53428

AFM filter medium 25 kg sack

The activated filter material comes with catalytic and oxidizing characteristics. Resists biofilm accumulation and enhances the service interval.

Grain	0.5 – 1.0 mm
Order no.	50433

The crystal quartz sand filter should be operated independently of and parallel to actual spray fountain and circulation technology. The filter can work during fountain operation, in periods when the fountain is not operating, or it can even work around the clock.

The filter system consists of a container made of fibre-glass reinforced plastic and a pump and a multi-port valve. Everything is compact and pre-mounted on a plastic pallet. The fill opening of the

filter tank is sealed with a cover and an integrated manometer. The tank can be filled with crystal quartz sand or AFM filter medium and contaminated water is suctioned in by the pump. In the filter the water is forced through the filter material via an upper distributor with sieve and then it is fed back into the pool through a lower distributor with small open-seam pipe. If the filter capacity is exhausted the filter is simply rinsed in reverse and the debris is discharged via the wastewater channel.

Table with guide values for filter runtime control / maximum pool water contents at filter runtimes of:

Sandfilter		D 600	D 800
At low contamination level			
Recirculations / day		2	2
9 hours / day	[m ³]	50	120
15 hours / day	[m ³]	70	200
24 hours / day	[m ³]	120	300
At medium level of contamination			
Recirculations / day		4	4
9 hours / day	[m ³]	30	60
15 hours / day	[m ³]	45	100
24 hours / day	[m ³]	60	150
At high level of contamination			
Recirculations / day		6	6
9 hours / day	[m ³]	20	40
15 hours / day	[m ³]	35	60
24 hours / day	[m ³]	50	100

Sandfilter		D 600	D 800
Dimensions (LxWxH)	[mm]	1000 x 870 x 1100	1000 x 1000 x 1250
Filter tank with base & lid			
Filter tank diameter	[mm]	630	830
Filter surface	[m ²]	0.28	0.50
Recirculation capacity at 8 m wc	[m ³ /h]	13	25
Filter speed at 8 m wc	[m/h]	50	50
Reverse rinse speed	[m/h]	50	50
Reverse rinse duration	[min.]	ca. 2 – 4	ca. 2 – 4
Water requirement per reverse rinse	[l]	approx. 650 in 3 min.	approx. 1250 in 3 min.
Grain of the filter material	[mm]	0.4 – 1.0	0.4 – 1.0
Quantity of the filter material	[kg]	approx. 125	approx. 325
Max. operating temperature	[°C]	40	40
Max. operating pressure	[bar]	2.5	2.5
Suction line connection	[inch]	2	2
Pressure line connection	[inch]	1 ½	2
Back wash connection	[inch]	1 ½	2
Nominal motor power	[kW]	0.65	1.3
Motor power consumption	[kW]	0.97	1.85
Nominal motor voltage	[V/Hz]	230/50	230/50
Nominal motor current	[A]	4.7	8.3
Motor protection class		IP x 4	IP x 4
Weight without sand	[kg]	40.0	72.0
Filter tank material		GFK (Polyester)	GFK (Polyester)
Pump material		PP TV 20/PP TV 40	PP GF 30/PP TV 40
Order no.		50431	50432



	Fresh Water	Pool Water	Sea Water
Wall Skimmer			

WALL SKIMMER

OASE stainless steel skimmers serve to suck in dirt particles floating on the water surface.

They are built into the side wall of the basin and connected to the suction pipe of the filter pump. Inside the large volume, stainless steel skimmer housing is a suction port, masking frame and dirt strainer basket with a floating flap. Masking frame, dirt strainer basket with floating flap form a compact unit. For discharge

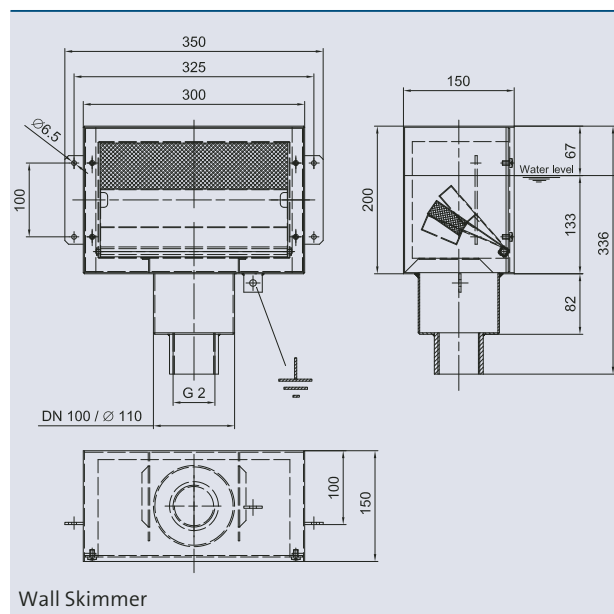
of collected dirt particles this unit can be easily taken out from the front side.

Product characteristics at a glance

- Skimmer housing made of high-grade steel
- High performance of dirt straining
- Dirt strainer basket easily to be taken out



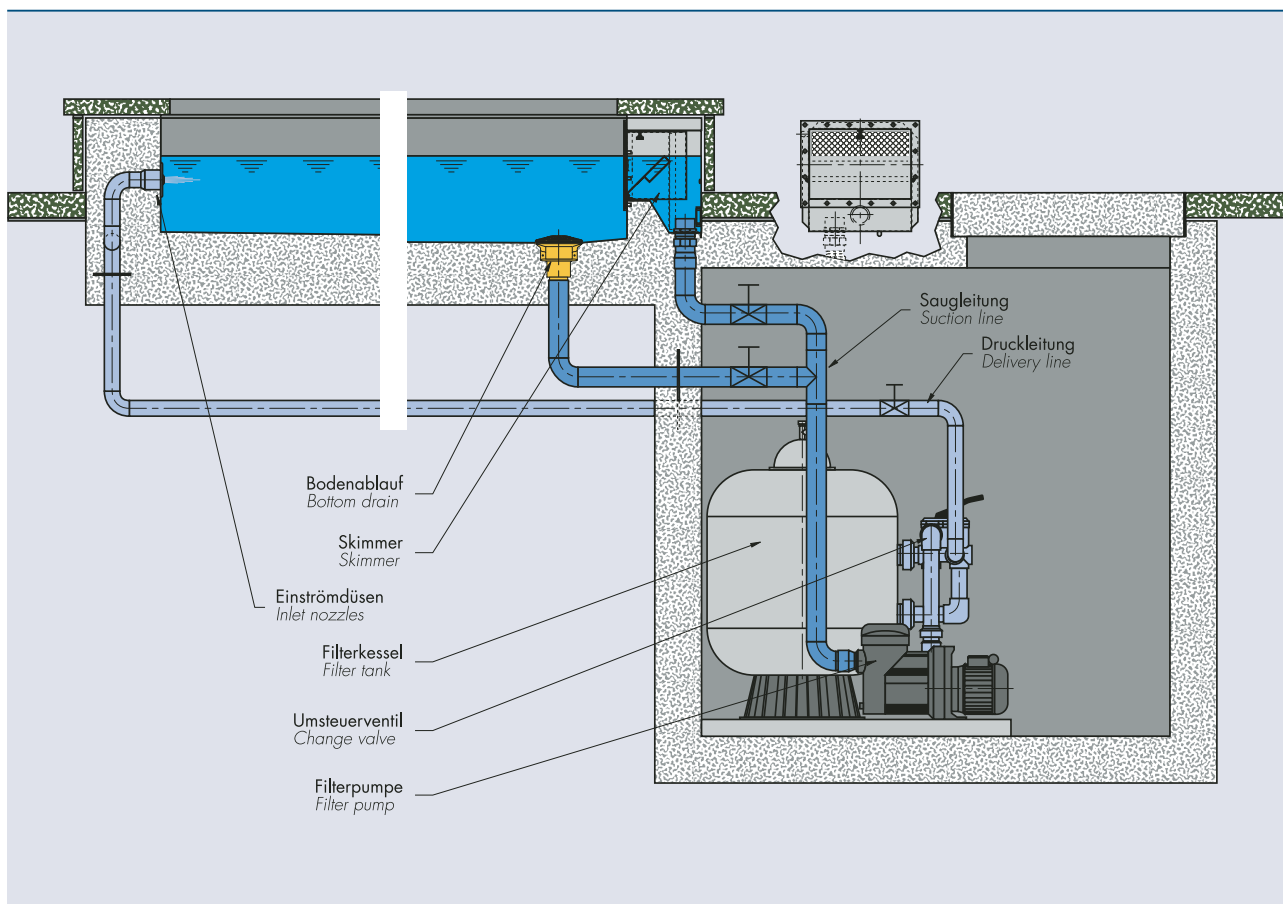
Wall Skimmer



Wall Skimmer

The floating flap is moving and adapts to the varying water level. It is provided to break the tension of water surface and increase the suction velocity of the skimmer inlet. Due to the increased suction

velocity the floating dirt is sucked into the strainer basket more efficiently and stored inside for discharge. The skimmer housing has got a suction port from beneath.



Accessories (must be ordered separately)

Concrete part 100 T (see page 218)	57467
Debris sieve 100 E (see page 218)	51974
Concrete part 70 T (see page 218)	57471
Debris sieve 70 E (see page 218)	51973
Inflow nozzle 15 E (see page 224)	53086
Floor/wall transition 15-175 E (see page 224)	51142
Suction filter basket 200/100/15 E (see page 228)	51082



Wall Skimmer

Wall Skimmer		
Dimensions (L x W x H)	[mm]	350 x 150 x 336
Connection	[DN/inch]	100/2
Material		Stainless steel
Weight	[kg]	5.10
Order no.		54921



	Fresh Water	Pool Water	Sea Water	220-240 V	400 V	110-120 V	50 Hz	60 Hz
Clear Fountain System								
Sonde Ph								
Sonde Redox								
Buffer solution calibration set								

CLEAR FOUNTAIN SYSTEM AND WATER TREATMENT

Spray fountain technology requires optimal water conditions: Ideal pH value, no algae and no germs are the basic prerequisites. We use proven means to achieve this end. OASE has developed a special product range of dosing equipment and accessories for trouble-free treatment.

CLEAR FOUNTAIN SYSTEM

- Simple, reliable system in industrial casing with dosing pumps and control instruments.
- Password protected programming with user-friendly display and console.
- Proportional dosing via frequency modulation.



Clear Fountain System

Product characteristics at a glance

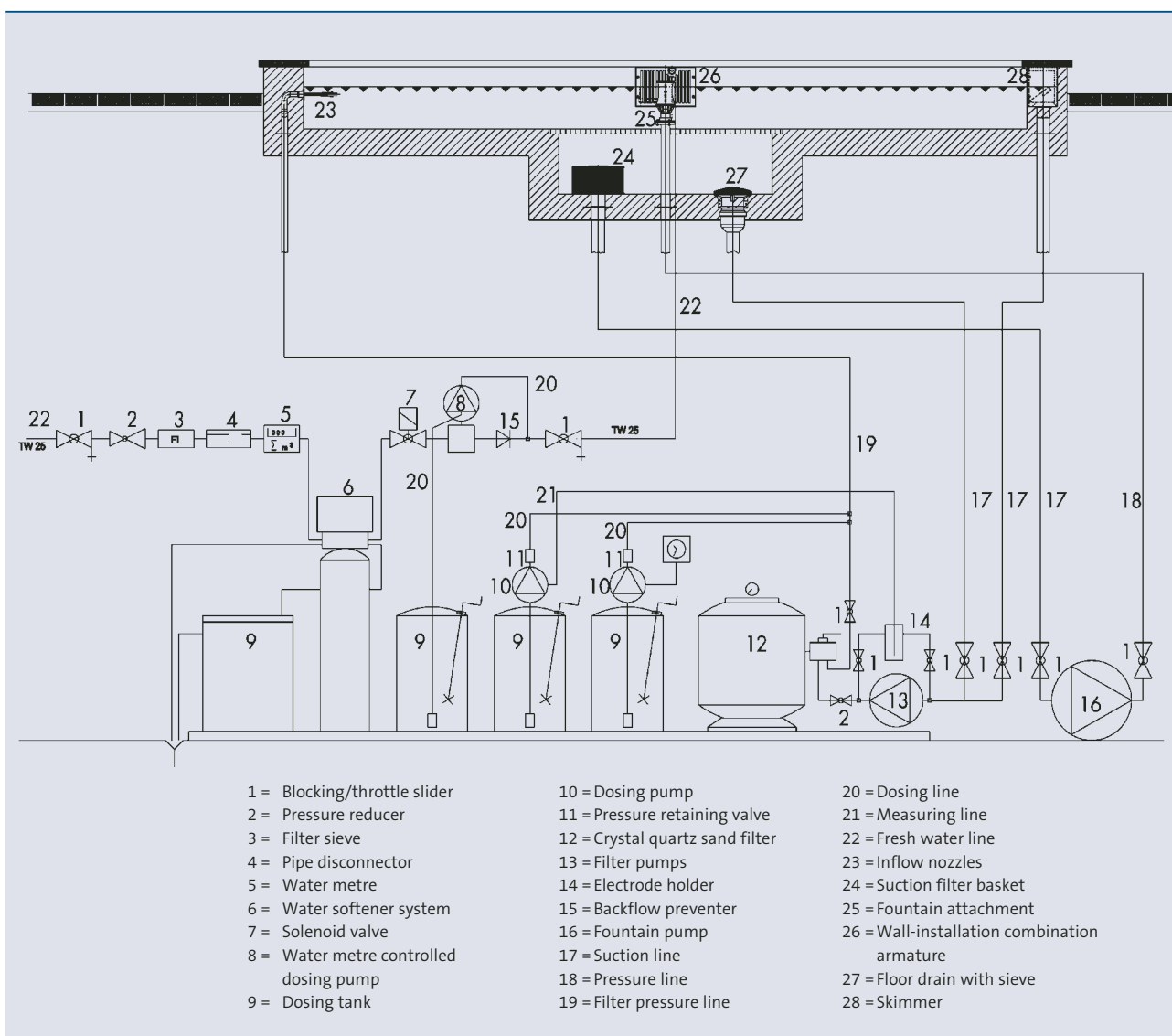
- Hygienically, visually, and technically clean water
- Perfectly matched system components
- High-quality components from a single source
- Easy to handle







Sonde Ph	Sonde Redox
Order no. 51034	Order no. 51035



Buffer solution calibration set
Order no. 51036



	Clear Fountain System	PHW 30	OxyPool	ASS 100 *
   				
	Clear Fountain System	PHW 30	OxyPool	ASS 100 *
Dimensions (L x W x H) [mm]	900 x 300 x 500	380 x 280 x 400	260 x 300 x 400	150 x 190 x 230
Agent	Compact dosing station	Sulfuric acid	Hydrogen peroxide 9.9 % with silver ions	Ammonium chloride
Voltage [V/Hz]	100-240/50-60	—	—	—
Power consumption [W]	56	—	—	—
Litre	—	30.0	20.0	5.0
Weight [kg]	16.0	32.0	25.0	6.0
Order no.	50434	53091	51062	56104

* Utilise algicides safely. Always read the instructions and identifications before applying algicides.



	Fresh Water	Pool Water	Sea Water	220-240 V	400 V	110-120 V	50 Hz	60 Hz
Clear Lake System CLS 250	✓	✓	✓	✓	✓	✓	✓	✓
Clear Lake System CLS 500	✓	✓	✓	✓	✓	✓	✓	✓
Clear Lake System CLS 5000	✓	✓	✓	✓	✓	✓	✓	✓
Clear Lake System CLS 20000	✓	✓	✓	✓	✓	✓	✓	✓

CLEAR LAKE SYSTEM 250/500/5000/20000

Clear Lake System stands for cost-efficient, safe and resource-conserving water treatment, which was developed for application in natural and near natural water bodies.

A concentrated mixture of gas, called Di-Oxylyd, is produced from softened drinking water and salt. This gas destroys algae, kills bacteria and viruses, and thereby cleans and clears the water.

It is also applicable in private and public ponds and lakes, fish breeding plants, fountain systems and zoological and architectural water bodies and lakes.

The system consists of

- Softener
- Storage tank for the regeneration salt
- Power unit (except for CLS 250 and 500)
- Electronic steering
- Membrane-electrolysis
- Special-ventilation for hydrogen-gas (except for CLS 250 and 500)
- Venturi injection unit (Bypass)

Product characteristics at a glance

- Temperature controlled power units
- Control unit
- Display of the power output
- Potential free contact for external failure indicator
- Regulation of the cell-power 5% – 100%
- Automatic AirControl with emergency off (except for CLS 250 and 500)
- Special-ventilation for the hydrogen-gas (except for CLS 250 and 500)
- Electrolysis cells with titan-electrodes
- Low operation costs
- Compact design

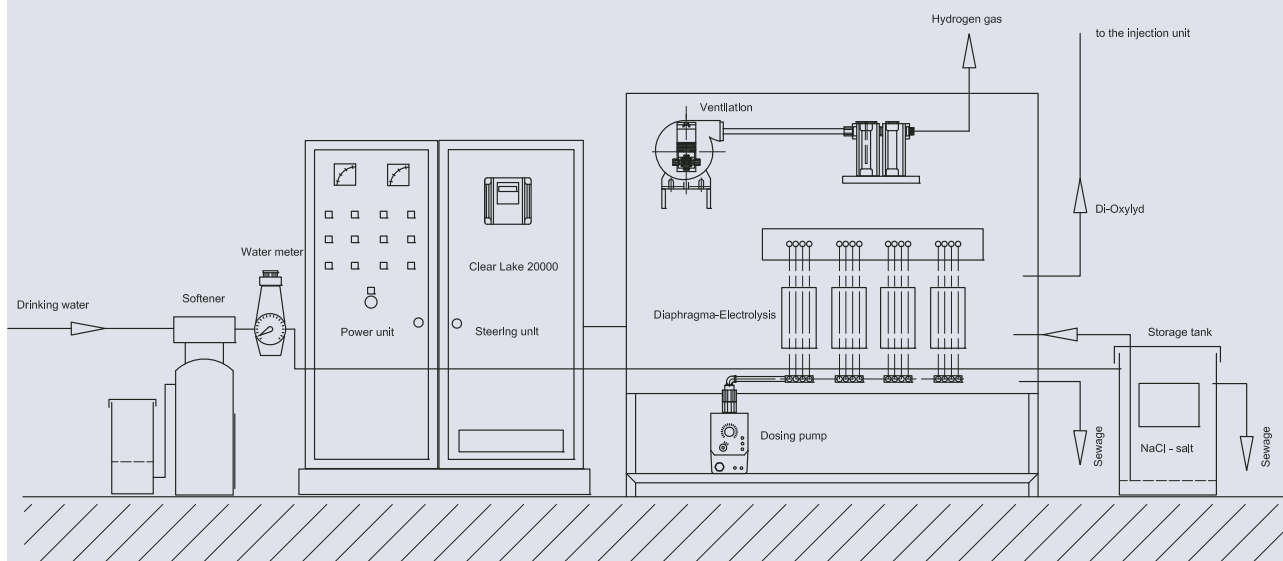
Options (on request)

- Individual measurement and control technology
- Filtration systems

All Clear Lake Systems can be used in multiples!

Schematic setup

Example: CLS 20000



Clear Lake System softener

- Low-maintenance
- Regenerative
- Tap for soft water testing
- Performance-related magnetic valve
- Pressure reducer with manoscope and strainer



Example of use:

CLS 500



Display

Storage tank for the regeneration salt		CLS 250	CLS 500	CLS 5000	CLS 20000
Storage tank for the brine	[litre]	100	100	500	500
Brine-dosing pump	[l/h]	1.1 at 16 bar	1.1 at 16 bar	12.3 at 4 bar	32 at 2 bar
Dimensions	[mm]	(L x W x H) 300 x 400 x 800	(L x W x H) 300 x 400 x 800	(ø x H) 380 x 860	(ø x H) 490 x 870

Clear Lake System		CLS 250	CLS 500	CLS 5000	CLS 20000
Power supply unit	[A/V]	20/5.5	40/5.5	500	500
Control by the measurement system	[mA]	0 – 20	0 – 20	0 – 20	0 – 20
Impulse entrance max.	[Imp./min]	120	120	120	120
Electrical power input max.	[kVA]	0.2	0.3	4	16
Voltage	[V/Hz]	230/50	230/50	400/50	400/50
Salt consumption of electrolysis cell	[kg/h]	0 – 0.125	0 – 0.25	0 – 1.0	0 – 4.0
Fresh water supply max.	[l/h]	10 – 30	20 – 60	180 – 500	500 – 2000
Produced amount of Di-Oxylyd max.	[l/h]	25	50	500	2000
3% of caustic soda solution (liquid waste)	[l/h]	1.5	3	12	48
Conditioning of water volumes up to	[cbm]	250	500	5000	20000
Total weight (incl. storage tank) ca.	[kg]	25	40	380	750
Dimensions CLS (W x H x D)	[mm]	1000 x 800 x 300	1000 x 800 x 300	1600 x 1900 x 500	800 x 1900 x 500
Dimensions of the softener (ø x H)	[mm]	integrated	integrated	185 x 1180	210 x 1345
Mounting plate of electrolysis cells (W x H x T)	[mm]	–	–	–	2400 x 2000 x 650
Order no.		58960	58960	58960	58960



	Fresh Water	Pool Water	Sea Water	220-240 V	400 V	110-120 V	50 Hz	60 Hz
ProfiSkim 100								
ProfiSkim Premium								

PROFISKIM 100

Leaves, and particles deposited on the water surface by wind are a risk to the biological equilibrium in a body of water. OASE skimmers powerfully and effectively pull these pollutant particles off of the surface and into the collection basket. Thus pollutants can be removed from the eco system of the body of water before they harm the eco system.

ProfiSkim 100 for water surface cleaning spares you the bothersome task of mechanically cleaning surface pollutants. This stationary skimmer is impressive with an easy-to-operate cleaning unit and generously dimensioned 12-litre collection basket.



ProfiSkim 100



ProfiSkim Premium

Product characteristics at a glance

- Powerful suction cleaning of pond surfaces up to 65 m² or up to 80 m²
- Ideal implementation in shallow water zones
- Can be used in gravity fed operation (DN 110) or pump fed operation (incl. 2" adapter)
- Water routing for effective suction capacity
- Perfect supplement for filter systems in the gravity fed, as well as the pump fed system
- Large, easy to clean stainless steel basket with 8 mm mesh width. On request, a debris basket with 2 mm mesh width is available for the ProfiSkim Premium.
- ProfiSkim Premium with stable stainless steel base for even easier installation

* Limited through DN100 pipe connection



ProfiSkim	100	Premium
Pedestal footprint (L x W) [mm]	780 x 585	500 x 340
Height min.	350	350
Height max. [V/Hz]	530	530
Installation depth max. [W]	530	530
Connection	2", DN 110	2", DN 110
Pipe reduction [kg]	2	2
Recommended flow rate (Gravitation)	10000 – 12000	6000 – 12000
Recommended flow rate (pumped)	10000 – 20000	6000 – 16000
Filter basket volume	12.00	7.00
Max. pond surface	80	65
Weight	13.50	10.00
Order no.	57134	51185



	Fresh Water	Pool Water	Sea Water	220-240 V	400 V	110-120 V	50 Hz	60 Hz
Skimmer 250								
Skimmer 250 A								

SKIMMER 250 / 250A

Skimmer 250 is a high-performance floating skimmer that keeps up to 250 m² of surface water clean. The floating skimmer is particularly

well suited for bodies of water with significant water level fluctuation, and it can be flexibly implemented where pollutants accumulate.



Skimmer 250

Product characteristics at a glance

- Powerful suction cleaning of pond surfaces up to 250 m²
- Optimal adaptation to water level differences
- Special large inlet and powerful suction capacity for first-class skimming results
- Extremely long service life thanks to high-quality workmanship and stainless steel elements
- Large, 27 litre stainless steel pollutant collection basket
- Fastening material included in the scope of delivery

Skimmer		250		250 A	
Dimensions (L x W x H)	[mm]	775 x 400 x 590	Dimensions (L x W x H)	[inch]	30.5 x 18.8 x 23.2
Skimmer opening width	[mm]	520	Skimmer opening width	[inch]	20.50
Basket size (L x W x H)	[mm]	510 x 310 x 190	Basket size (L x W x H)	[inch]	700 / 5.8
Filter basket volume	[l]	27.00	Filter basket volume	[gal]	7.1
Rated voltage	[V/Hz]	220 - 240 / 50	Rated voltage	[V/Hz]	110 - 120 / 60
Power consumption (pump)	[W]	250	Power consumption (pump)	[W/A]	300 / 2.7
Litres per minute max.	[l/min]	250	Litres per minute max.	[gal/min]	66
Litres per hour max.	[l/h]	15000	Litres per hour max.	[gal/h]	3700
Pressure-side connection	[m]	1 ½"	Pressure-side connection	[inch]	1½
Filter surface	[cm²]	4500	Filter surface	[sq/ft.]	4.80
Suitable for ponds up to	[m²]	250	Suitable for ponds up to	[sq/lbs.]	2690
Minimum water depth	[mm]	650	Minimum water depth	[inch]	2.60
Weight	[kg]	27.00	Weight	[lbs.]	64
Cable length	[m]	10.00	Cable length	[ft.]	7.50
Order no.		57480			57488



AQUAACTIV

Rediscover the successful AquaActiv pond care series, now the whole concept has been cleverly optimised, extended and put together in a manner that makes sense for you. With our years of experience and the help of acknowledged experts we have developed innovative products.



PHOSLESS



BIOKICK



OPTIPOND



SEDI FREE



ALGO DIRECT



ALGO UNIVERSAL



POND CLEAR




WATER ANALYSIS PROFI-SET







AquaActiv – mode of operation

The sensitive pond biology is frequently burdened through excessive fish stock, rainfall, excessive sunlight or leaves. The consequences are poor water values, excessive algae and

silt formation or even fish disease. AquaActiv is effective at precisely these points and restores the biological balance in the pond, to provide a basis for a sustainably healthy pond.

				
AquaActiv	PhosLess Algae protection refill pack	BioKick Starter bacteria for pond filters	OptiPond For optimal water conditions	SediFree Pond silt remover
Container size	15 x 2 bags 1 l	2 l	5 l	5 l
Suitable for ponds up to max. m ³	40.0	100.0	50.0	100.0
Suitable for ponds with fish stock m ³	10.0			
Description	<ul style="list-style-type: none"> • 15 x 2 l bags PhosLess CA and PhosLess FS • Suitable for use in larger bodies of water • Replacement medium for PhosLess filter media tubes • Can also be directly applied in moving water • Ideal in ProfiClear Premium 	<ul style="list-style-type: none"> • The bacterial activity in the filter works at 100%, even after just a few days • Detoxification of nitrite, ammonium, and ammonia starts immediately • Well-suited for post-dosing if some of the water is changed or when cleaning the filter! • Contains millions of active microorganisms 	<ul style="list-style-type: none"> • Treats soft well water or rain water • Increases the carbonate hardness in exhausted water • Stabilises the most important parameters • Binds ammonium & ammonia • Prevents dangerous drops in acidity • Contains vital minerals and trace elements • Ideal after heavy rainfall 	<ul style="list-style-type: none"> • Transformation of organic silt via special high-performance bacteria • Gentle cleaning without refilling the pond or dredging, etc. • Focused prevention of silt, long-term turbidity, and algal bloom • Granulate with active oxygen sinks into the silt and oxidises it. Subsequent rapid decomposition of the silt through special bacteria • Product is marked »irritant«!
Order no.	57477	50939	50558	50561

				
AquaActiv	AlGo Direct String algae control with contact effect	AlGo Universal Universal algae control	PondClear For crystal clear pond water	Water Analysis Profi-Set
Container size	5 l	5 l	5 l	
Suitable for ponds up to max. m ³	100	100	50.0	
Description	<ul style="list-style-type: none"> • Particularly for local and fast treatment of string algae, e.g. in watercourses • Works through direct contact • Microorganisms decompose dead algae • Includes pH/GH quick test • Active ingredient decomposes to oxygen and water within a short time, consequently use in swim ponds is possible • Effective without controversial copper additives <p>Use algacides safely! Always read the label and product information before use!</p>	<ul style="list-style-type: none"> • Safely effective against the most frequently occurring algae types, string algae, suspended algae, and slime algae • Inhibits photosynthesis of the algae; algae starves • Effective without controversial copper additives • Harmless for plants and animals when used properly • Specifically effective against duckweed • Prevents further algae growth 	<ul style="list-style-type: none"> • Binds mineral substances that cause cloudiness • Binds organic substances from fish waste or leaves that cause cloudiness • Effective against fine, non-filterable pollutants such as phosphates and heavy metal combinations • Accumulated flocculated material can be easily skimmed off with a net • Not suitable for algae control 	<ul style="list-style-type: none"> • Professional drop solutions for precise readings of all important pond parameters • Phosphate test incl. shelf life check solution • Incl. measurement accessories, colour charts, and useful application instructions • Delivered in a modern plastic case
Order no.	Not available in GB! 50549	Not available in GB! 50545	50555	50571



SWIM PONDS

PROFIT FROM THE CURRENT WELLNESS TREND AND MAKE YOUR DREAMS COME TRUE. WITH THE SWIM POND CONCEPTS FROM OASE.

A private swimming pond in the garden – pure wellness and the dream of many garden owners. A dream that can come true thanks to the swim pond concepts from OASE. All of our experience with gardens, pond construction, water quality, and pond technology come together in this area and enable us to offer mature, complete packages. Our SwimPonds offer the right concept for every taste, all requirements, and not least for any budget:

- The SwimPond Set module is particularly well-suited as basic or entry level model, even for do-it-yourself installation.
- SwimPond individual is the name of the exclusive solution for a personal wellness temple on difficult terrain, or for demanding customers with very individual tastes.



- | | |
|-----------------------|----------|
| • Care and treatment | page 210 |
| • SwimPond individual | page 212 |

THE SWIMPOND IN FOUR SEASONS – CARE AND MAINTENANCE – WHAT MUST BE DONE?

Seasonal cycles and life cycles of the pond biology

Owning a swimpond means experiencing nature firsthand.

As the seasons change the form of the pond also changes and so do its needs. External influences such as weathering and vegetation ensure that numerous parameters in the pond are subject to natural fluctuations – e.g. nutrient content, temperature as well as the kind and quantity of creatures.

For example, algae are part of the nutrient pyramid and are present in every natural as well as nearly-natural body of water. Moreover a pond also changes from year to year and passes through different natural phases.

A newly created pond needs time to develop the necessary pond biology, so that the biological-mechanical filtration can achieve its full effect. In addition a swimpond in the course of its development is subject to vegetational change so that depending on location plants and pond inhabitants also change over the course of time. With these constant development processes increased string algae can also be a frequent occurrence. Likewise a certain amount of sedimentation is unavoidable in the course of pond development.

However the OASE concept is based on maintaining the pebble filter surfaces for as long as possible and to work with low levels of sedimentation.

String algae will also occur - however this is sign of good water quality. In this case the important thing is to reduce the phosphate content.

Pond construction

The cornerstone for a functioning swimpond ecosystem is laid when the pond is constructed. Clean and professional work helps to keep subsequent maintenance effort to a minimum. Consequently strictly follow the instructions in the swimpond construction manual.

Care measures

1. Silt: The OASE swimpond concept is to keep sediment to a minimum. Nevertheless deposits form on the pond floor and they must be vacuumed out at the latest when deposits are 2-3 cm deep, to prevent anaerobic putrefaction. Naturally you can also vacuum out these deposits more frequently for visual reasons. The OASE PondoVac 4 is particularly well-suited in this regard.

2. Leaves: Falling leaves mean nutrient input, and thus an additional burden for the swimpond ecosystem. Always ensure that your pond is protected from leaves, e.g. through leaf nets or appropriate landscaping of the area around the swimpond. In autumn empty the skimmer's collection basket on a regular basis.

3. Algae: There is no natural body of water that does not have algae – algae only become a problem if there is excessive development.

The following are suitable reduction measures:

- Mechanical removal and vacuuming
- Biological/chemical control through the use of pond care agents (e.g. string algae control through hydrogen peroxide)
- Introduction of nutrient competition through microorganism or cutting back water plants, particularly water lilies.



4. Planting: Plants absorb nutrients – consequently trim your plants before they store their nutrients in the pond near the end of the vegetation period.

5. Water quality: Have your pond water analysed on a regular basis, so that you can react as quickly as possible to changes in the water values. The Water Test LM from OASE is extremely well-suited for this purpose. For example high phosphate content is a nutrient medium for string algae and can be reduced through the use of PhosLess LM.

6. Edges/seal: Always ensure that the capillary barrier is intact, particularly with regard to plants that can grow over it. In addition indirect

nutrient sources such as rain water represent a burden for the pond system. Surface water or run-off water absorbs the nutrients and carries them into the pond.

7. Snails and waterfowl: Always keep snails and waterfowl away from the swimpond, as they feed on plants and insects that play an important role in the nutrient cycle. In addition snails and waterfowl stress the pond through excrement. Different pathogens can be introduced into the pond in this manner, for example cercariae that can trigger an unpleasant skin rash on humans.



SWIMPOND INDIVIDUAL.

THE CUSTOM-TAILORED SOLUTION FOR SPECIAL REQUIREMENTS.

Your customer and his family however do not want to forego the nearly natural experience of having their own swimpond? Our special service for all who need a custom-tailored solution is called SwimPond individual. For an additional charge the OASE swimpond experts will plan the custom solution for your customers if none of our prefabricated modules meet the local requirements. Thus you can satisfy all of your customers' dreams of having their own swimpond.

Contact us **for professional planning** of an individual swimpond by our experts.



Special prerequisites for use of technology in and on the swimpond. (valid in Germany only)

- Installation, assembly and operating instructions for OASE technology in accordance with DIN VDE 0100 Part 702 and Part 737.
- In the pond only operate devices with a maximum of 12V.
- All devices (UVC clarifiers, circulation pumps, transformers for lights and/or aerators) with more than 12V power must be set up outside of the body of water in a separate chamber. In this case the requirement that must be complied with is either a minimum distance of 2 m to the edge of the pond or set up in a lockable installation chamber. In the installation chamber the pump can be set up dry or it can be submersed in a separate pump chamber.
- The water-conducting pipes must be made of plastic.
- A 30 mA fuse must be installed.

OASE SwimPond individual – the custom-tailored solution for all customers who appreciate the unique. Depending on the requirements our experts plan custom swimponds that leave nothing to be desired. Contact us.



POND CONSTRUCTION

SWIMPOND INDIVIDUAL

**CITY FOUNTAIN/
ACROPOLIS CONFERENCE
AND EXHIBITION CENTRE**

Location: Nice

The imposing water domes produced by OASE fountain rings and Comet nozzles have found their perfect site on the Cote d'Azur – throughout the year they attract locals and tourists alike.

OASE reference object, left



IDEAL ACCESSORIES FOR PROFESSIONAL SYSTEMS

CONSTRUCTION OF A PROFESSIONAL SPRAY FOUNTAIN SYSTEM, A LARGE FOUNTAIN OR PERFECTLY PLANNED WATER FEATURES IS AN EXTREMELY CHALLENGING TASK. THE HIGH-QUALITY ACCESSORIES FROM OASE ARE DESIGNED TO HELP YOU MEET THAT CHALLENGE.

Planning has finally been completed, all desires and requirements have been taken into consideration, the terrain has been probed and the perfect solution has been found. Implementation is now the issue at hand – and sometimes, the devil is in the details.

OASE offers sophisticated accessories for all eventualities so that you can implement your ideas just as perfectly as they have been planned. They prevent you from unpleasant surprises in the implementation.

High-quality stainless steel channels enable waterproof layout of suction and pressure connections in concrete and in liner pools.


Stainless steel filter baskets ensure years of trouble-free system operation. Armatures that satisfy the most rigorous functional and aesthetic requirements are available for inflow and outflow, the floor drain and for the overflow and the return feed.

We have added several fittings to our assortment (see p. 230)



- | | |
|------------------------------|----------|
| • Underground niches | page 216 |
| • Floor drain armatures | page 218 |
| • Overflow / Drain armatures | page 220 |
| • Return armatures | page 222 |
| • Inflow nozzles | page 224 |
| • Floor-/wall transitions | page 224 |
| • Overflow-/return armatures | page 226 |
| • Suction filter baskets | page 228 |
| • Fittings | page 230 |



	Fresh Water	Pool Water	Sea Water
Nozzle-Chamber Single			
Nozzle-Chamber Vario			

NOZZLE-CHAMBER SINGLE / VARIO

Compact water installations – even without a large pool can be quickly and easily implemented your design ideas in free spaces. The underground niches Nozzle-Chamber Single and Nozzle-Chamber Vario, offer ideal conditions for the uncomplicated installation of attractive water-light combinations without an open water surface.

The Nozzle-Chamber Single is ideal for underground installation of the ProfiPlane LED 320/DMX/02 or our Comet and Schaumsprudler fountain jets. With the Nozzle-Chamber Vario you can also easily install the Vario-Switch 010a

underground with the ProfiPlane LED 320/DMX/02 or the Comet and Schaumsprudler fountain jets.

Product characteristics at a glance

- Ideal for installation in open areas and multi-functional areas
- Easy installation
- With 3 DA 110 / DN 100 connections and 2 sealing caps
- G 1" pressure connection including 90° angle
- High-quality, robust stainless steel construction

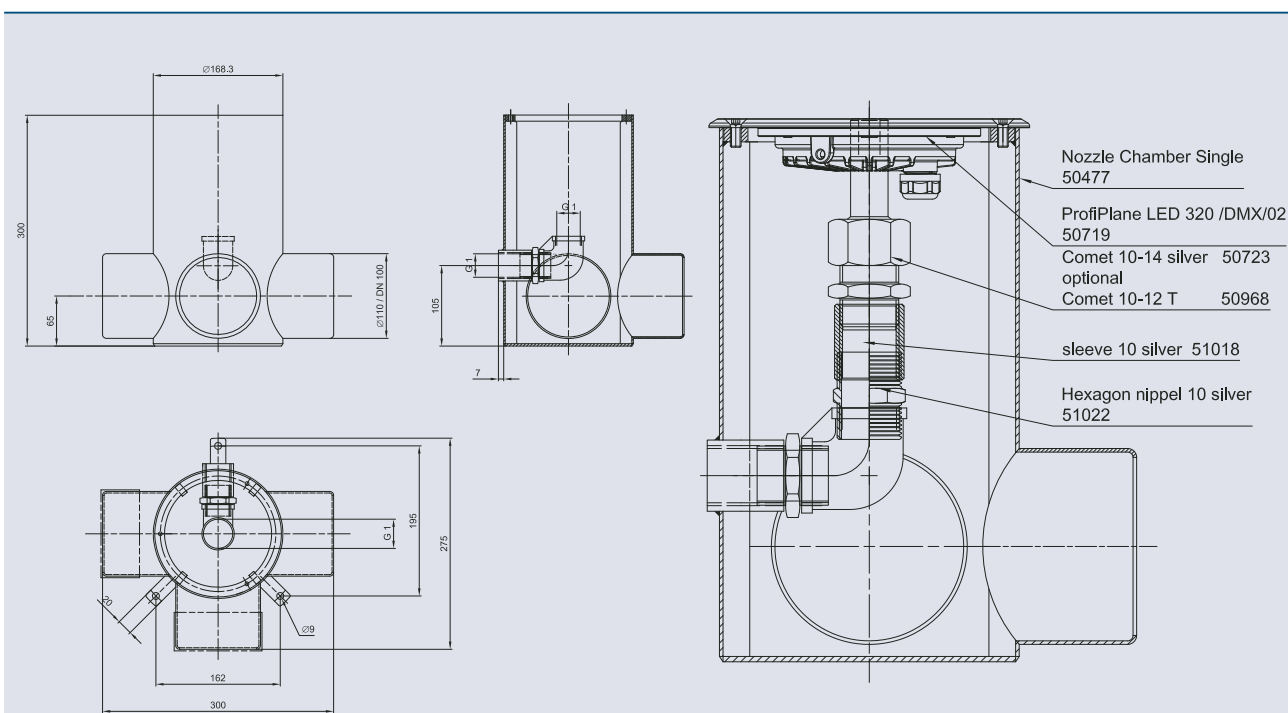
For details of Vario Switch 010a, see page 16.



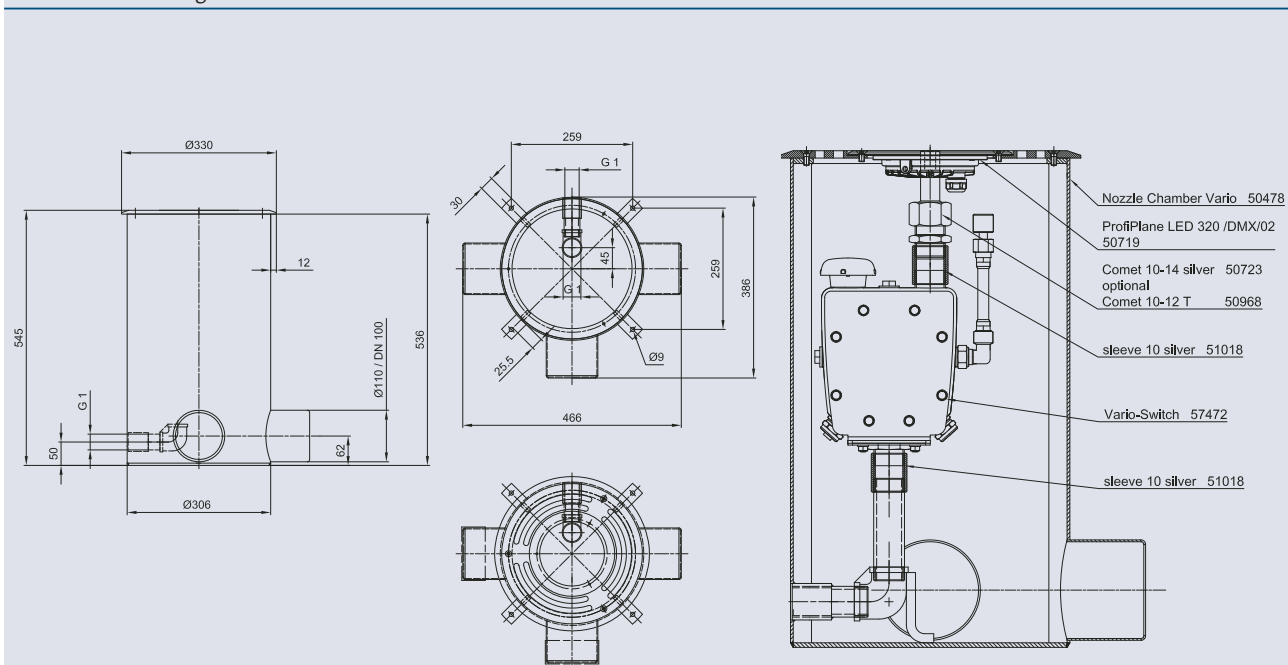
Nozzle-Chamber Single



Nozzle-Chamber Vario




Nozzle-Chamber Single



Nozzle-Chamber Vario

	Nozzle-Chamber Single	Nozzle-Chamber Vario
Dimensions (L x W x H) [mm]	300 x 275 x 300	466 x 386 x 536
Pressure connection [inch]	1	1
Connection drain	3 x Ø 110 /DN 100	3 x Ø 110 /DN 100
Material	Stainless steel 1.4301 (AISI 304)	Stainless steel 1.4301 / 1.4571 / Brass (AISI 304 /316Ti)
Weight [kg]	5.5	23.0
Order no.	50477	50478



Fresh Water	Pool Water	Sea Water

FLOOR DRAIN ARMATURES

Concrete or liner pools can be easily emptied via OASE floor drains. The drains are available with plug or with sieve.

Subsurface installation of a slide valve is required for discharging the models with debris sieve. Suitable cover sieves for the floor drains prevent excessive debris from getting into the drain (accessories).

The floor components of the drain armatures have concrete sealing flanges and can simply be inserted and cemented into the muffs of the drain pipes. Appropriate bores are available for connection to the equipotential bonding.

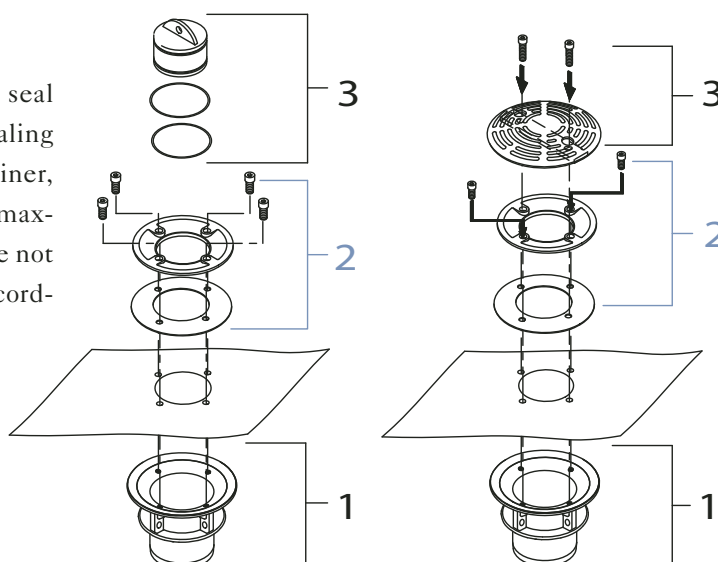
Appropriate liner clamping flanges with seal and bolts are available for flanging and sealing to liner. They are suitable for normal pool liner, with or without textile reinforcement and a maximum thickness of 2.5 mm, however they are not suitable for waterproofing membranes in accordance with DIN 18195.

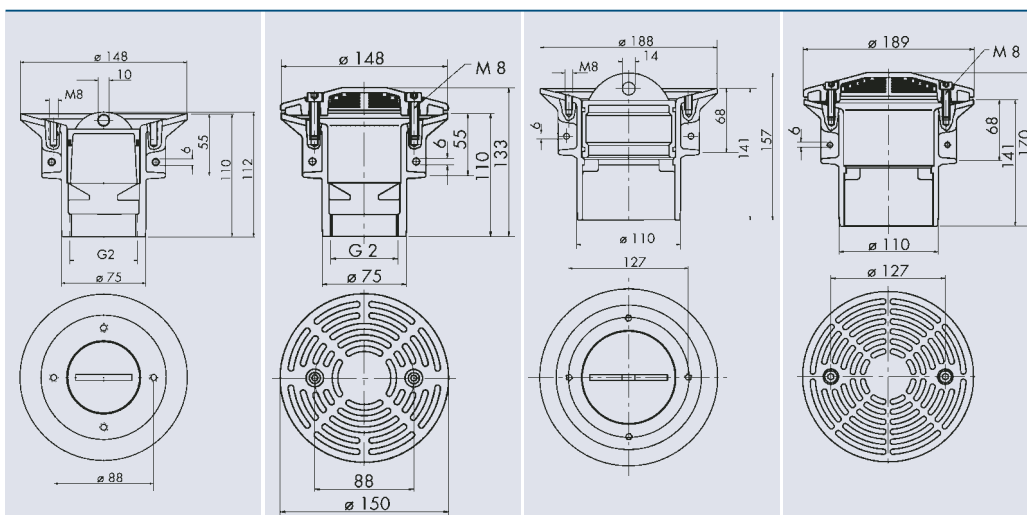
1 The concrete part is the basis of every configuration. Available for DN 70 and / or DN 100 pipes.

2 The clamping flange is for fastening with liner. Products with cable transitions are listed on page 138.

This position can be used optionally.



3 Depending on the requirement a decision is made at this point concerning the specific implementation: Plug, sieve, overflow or level regulator...





3																
	Plug 70 T				Debris sieve 70 E				Plug 100 T				Debris sieve 100 E			
Dimensions (ø)	[mm]				[mm]				[mm]				[mm]			
Designation	plug				debris sieve				plug				debris sieve			
DN	70				70				100				100			
Material	Tombac				Stainless steel 1.4301 (AISI 304)				Tombac				Stainless steel 1.4301 (AISI 304)			
Weight	[kg]				[kg]				[kg]				[kg]			
Order no.	57468				51973				57462				51974			

2 (optional)								
	Liner clamping flange 70 T				Liner clamping flange 100 T			
Dimensions (ø)	[mm]				[mm]			
Designation	liner clamping flange				liner clamping flange			
DN	70				100			
Material	Tombac				Tombac			
Weight	[kg]				[kg]			
Order no.	51108				51117			

1								
	Concrete part 70 T				Concrete part 100 T			
Dimensions (ø x H)	[mm]				[mm]			
Designation	concrete part				concrete part			
DN	[mm]/[inch]				[mm]			
Material	Tombac				Tombac			
Weight	[kg]				[kg]			
Order no.	57471				57467			



Fresh Water	Pool Water	Sea Water
		

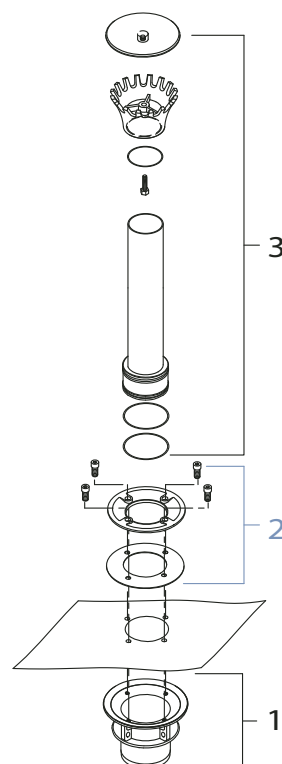
OVERFLOW/DRAIN ARMATURES

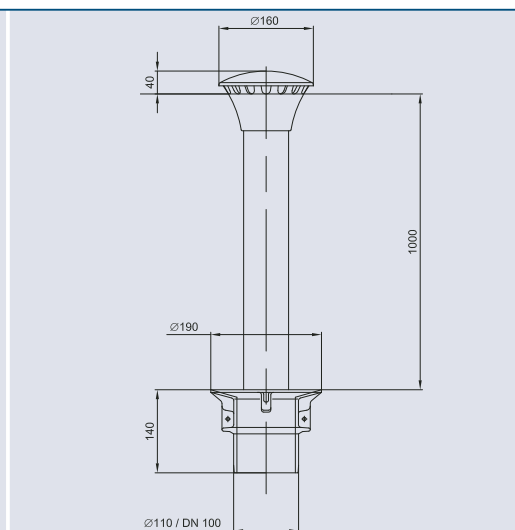
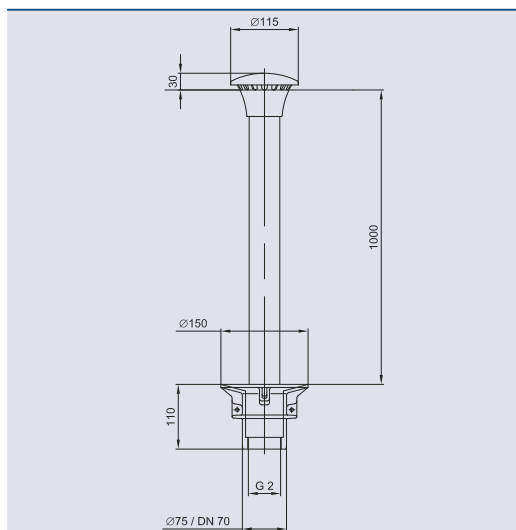
The optimal combination of overflow and drain: An overflow pipe inserted in the drain discharges excess water from filled pools. It is simply pulled out to empty the pool.

The overflow pipe with overflow crown has a standard length of 1000 mm, however it can be shortened to adapt to a lower water level. A debris/winter sieve can also be ordered for protection against coarse debris (see page 219).



Product characteristics at a glance



- Optimal combination of overflow and drain
- Easy installation
- For water levels from 0 to 1000 mm
- Stainless steel standpipe
- Cast parts are made of corrosion-resistant tombac alloy





3				
	Overflow/drain armature 70 / 1000 T		Overflow/drain armature 100 / 1000 T	
Dimensions (ø x H)	[mm]	115 x 1054		160 x 1108
Designation		overflow / drain armature		overflow / drain armature
DN		70		100
Material		Tombac / stainless steel		Tombac / stainless steel
Weight	[kg]	3.2		7.2
Order no.		57469		57463

2 (optional)				
	Liner clamping flange 70 T		Liner clamping flange 100 T	
Dimensions (ø x H)	[mm]	148 x 26		188 x 35
Designation		liner clamping flange		liner clamping flange
DN		70		100
Material		Tombac		Tombac
Weight	[kg]	0.9		1.1
Order no.		51108		51117

1				
	Concrete part 70 T		Concrete part 100 T	
Dimensions (ø x H)	[mm]	70 x 110		100 x 141
Designation		concrete part		concrete part
DN	[mm] / [inch]	70 / 2"		100
Material		Tombac		Tombac
Weight	[kg]	2.1		3.2
Order no.		57471		57467



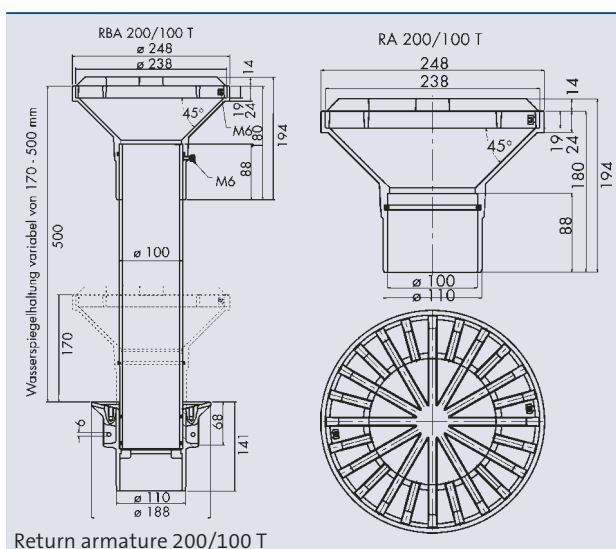
Fresh Water	Pool Water	Sea Water

RETURN ARMATURE

Return armatures channel the water from the pool back to the water reservoir and thus closing the water circuit. Size and quantity are calculated on the basis of the water volume flowing through the circuit.

For safety reasons at least two return armatures must be provided. A maximum return speed of 0.6 m/s should serve as the basis for calculating the nominal return diameter.

The standpipe 100/500 T can be shortened for adaption to the water level. For a constant water level the armatures can be pushed onto the slightly chamfered pipes. Otherwise the return armature 200/100 T is simply inserted in the muffs of the drain pipes and embedded in concrete.

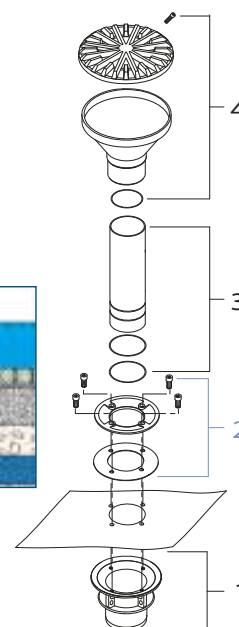
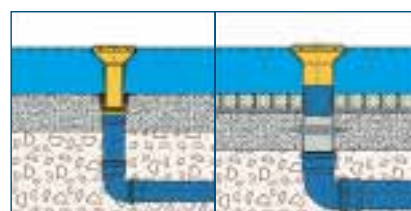


Return armature 200/100 T

The floor part has a concrete sealing flange and can easily be inserted in the muffs of the drain pipe and embedded in concrete. Appropriate bores are available for connection to the equipotential bonding. Appropriate liner clamping flanges with seal and bolts are available for flanging and sealing to liner. They are suitable for normal pool liner, with or without textile reinforcement, and a maximum thickness of 2.5 mm, however they are not suitable for waterproofing membranes in accordance with DIN 18195.

Product characteristics at a glance

- Large and effective debris sieves
- Cast parts are made of corrosion-resistant tombac alloy
- Easy installation
- Versatile implementation



4


Return armature 200 / 100 T

Dimensions (ø x H) [mm]	248 x 194
Designation	return armature
DN	100
Material	Tombac
Weight [kg]	8.5
Order no.	51123

3


Standpipe 100/500 T

Dimensions (ø x H) [mm]	110 x 170-500 (variable)
Designation	standpipe
DN	100
Material	Stainless steel 1.4301 (AISI 304)
Weight [kg]	4.5
Order no.	57466

 2

 (optional)

Liner clamping flange 100 T

Dimensions (ø x H) [mm]	188 x 35
Designation	liner clamping flange
DN	100
Material	Tombac
Weight [kg]	1.1
Order no.	51117

1


Concrete part 100 T

Dimensions (ø x H) [mm]	100 x 141
Designation	concrete part
DN	100
Material	Tombac
Weight [kg]	3.2
Order no.	57467



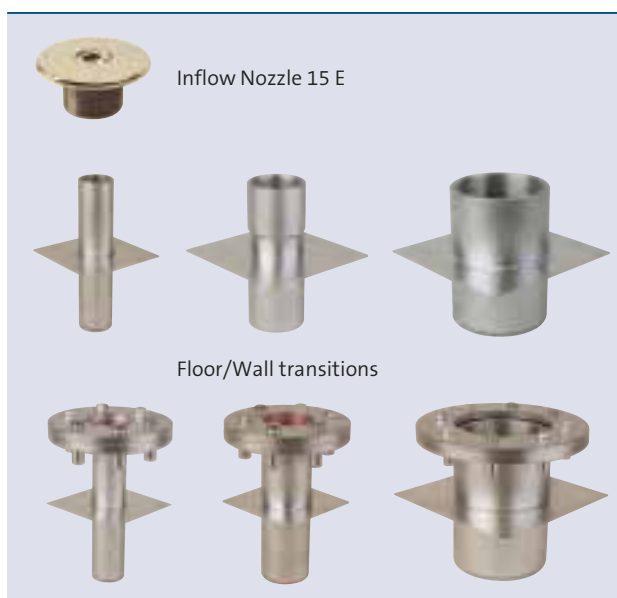
	Fresh Water	Pool Water	Sea Water
Floor/wall transition			
Inflow nozzle 15 E			

INFLOW NOZZLE 15 E

For undisturbed satisfaction in clean fountain pools and ponds.

Filtered water is fed back into the pool through stainless steel and bronze inflow nozzles. Direction of flow can be changed by adjusting the nozzle.

Fresh water inlet armatures are used to fill the pool and for top-up feed of evaporated water from the public drinking water network. The water-level can be adjusted from 100 to 1000 mm.



FLOOR/WALL TRANSITIONS

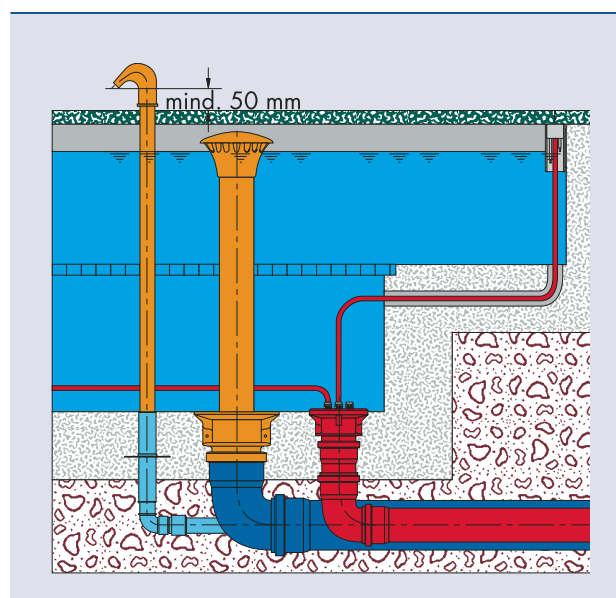
Trouble-free pipe routing through pool walls or pool floors is indispensable.

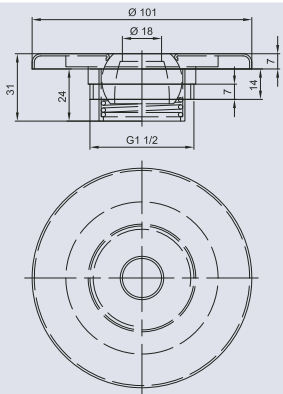
OASE floor/wall transitions are made of high-grade stainless steel and have a large-surface concrete-tight flange with grounding possibility.

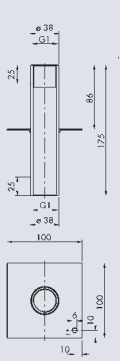
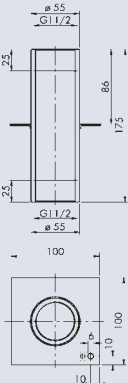
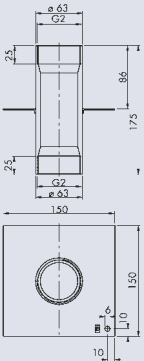
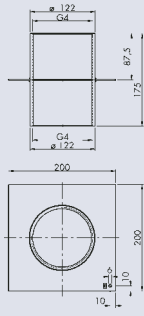
Models with liner clamping flange are available for pools with liner.

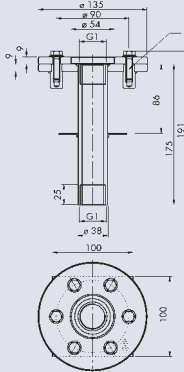
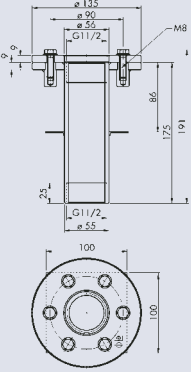
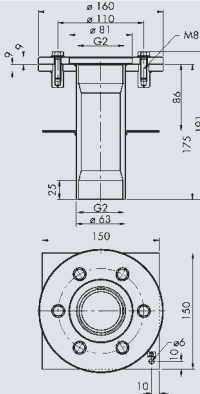
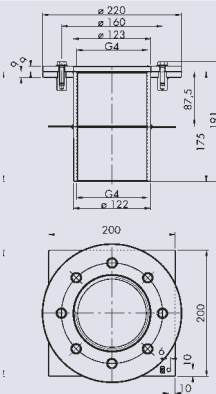
Product characteristics at a glance

- Versatile implementation
- Easy to install
- Extremely corrosion resistant



Inflow nozzle	Inflow nozzle 15 E
	
Inflow nozzle	Inflow nozzle 15 E
Dimensions (LxWxH) [mm]	Ø 101x31
Thread	1 1/2"
Material	Stainless steel
Weight [kg]	0.3
Order no.	53086

Floor/Wall transition	Floor/Wall transition 10-175 E	Floor/Wall transition 15-175 E	Floor/Wall transition 20-175 E	Floor/Wall transition 40-175 E
				
Floor/Wall transition	Floor/Wall transition 10-175 E	Floor/Wall transition 15-175 E	Floor/Wall transition 20-175 E	Floor/Wall transition 40-175 E
Dimensions (LxWxH) [mm]	100x100x175	100x100x175	150x150x175	200x200x175
Thread	1"	1 1/2"	2"	4"
Material	Stainless steel 1.4571 (AISI 316Ti)			
Weight [kg]	0.6	1.1	2.0	3.6
Order no.	51141	51142	51142	52790

Floor/Wall transition	Floor/Wall transition/F 10-175 E	Floor/Wall transition/F 15-175 E	Floor/Wall transition/F 20-175 E	Floor/Wall transition/F 40-175 E
				
Floor/Wall transition	Floor/Wall transition/F 10-175 E	Floor/Wall transition/F 15-175 E	Floor/Wall transition/F 20-175 E	Floor/Wall transition/F 40-175 E
Dimensions (LxWxH) [mm]	100x100x191	100x100x191	150x150x191	200x200x191
Thread	1"	1 1/2"	2"	4"
Material	Stainless steel 1.4571 (AISI 316Ti)			
Weight [kg]	3.0	3.4	4.7	8.3
Order no.	51145	51146	51147	53013



OVERFLOW/RETURN BOX 100 E

These armature can be used to discharge excess pool water.

Overflow/return armature is installed in the vertical pool wall. Number of armatures used are based on the volume of water that will be returned. However at least two return armatures

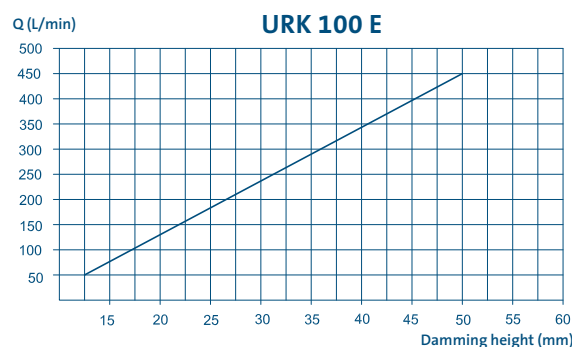
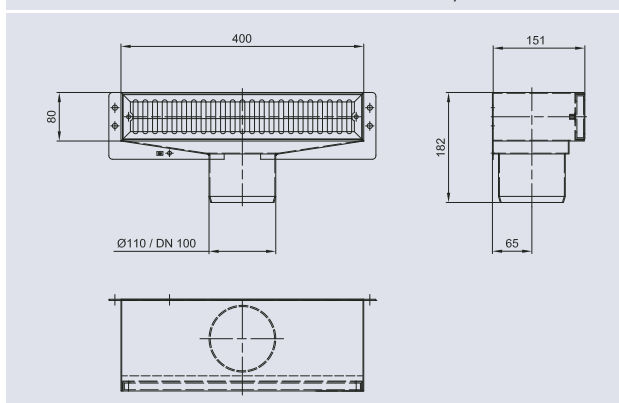
should be used for safety reasons. A maximum return speed of 0.6 m/s should serve as the basis for calculating the nominal return pipe diameter. The connection ducts easily fit in all muffs of the drain pipes.

Product characteristics at a glance

- For installation in vertical pool walls
- Large and effective debris sieves
- Connection suitable for the muffs of the drain pipe
- Manufactured completely of stainless steel



Overflow/return box 100 E



Overflow/return box 100 E	
Dimensions (L x W x H)	[mm] 450 x 150 x 180
For pools with liner	no
Connection	[DN] 100
Material	Stainless steel 1.4301 / 1.4571 (AISI 304/316Ti)
Weight	[kg] 6.0
Order no.	52602



Fresh Water	Pool Water	Sea Water

OVERFLOW WALL-INSTALLATION COMBINATION ARMATURE

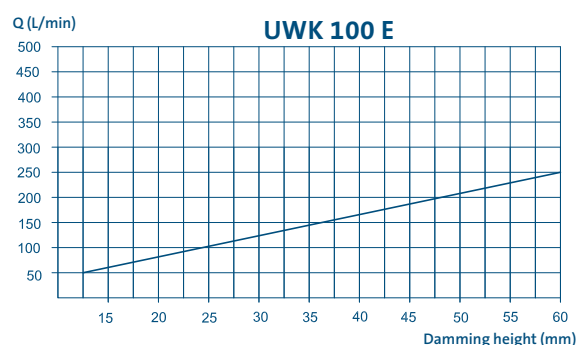

This is a three-in-one armature: It is an inlet armature, overflow armature, and at the same time it controls the water level – if equipped with an additional water level sensor.

The combination armature is preferably installed in the side pool wall below the pool edge cover. Installation is simple, the overflow duct fits into

the muff of the channel pipe. The fresh water feed pipe and the connection of the cable protection pipe for the water level sensor are connected to the appropriate threaded nipple via PE pipe unions. The overflow funnel can be pushed up or pushed down 20 mm to adjust to the water level.

Product characteristics at a glance

- Elegant combination of freshwater inlet and pool overflow
- Installation possibility for water-level sensor
- Water level can be corrected +/- 20 mm retroactively
- Completely made of stainless steel



Overflow wall-installation combination armature 100 E		
Dimensions (L x W x H)	[mm]	340 x 271 x 153
For pools with liner		no
Connection	[DN/inch]	100/1
Material		Stainless steel 1.4571 (AISI 316Ti)
Weight	[kg]	6.1
Order no.		51120



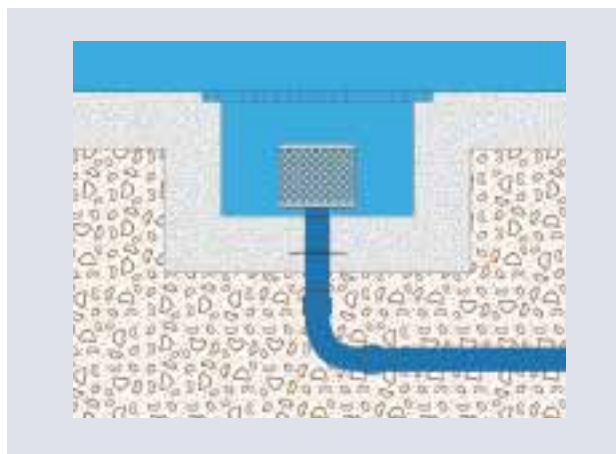
Fresh Water	Pool Water	Sea Water

SUCTION FILTER BASKETS 200/15 E TO 600/530/250 E

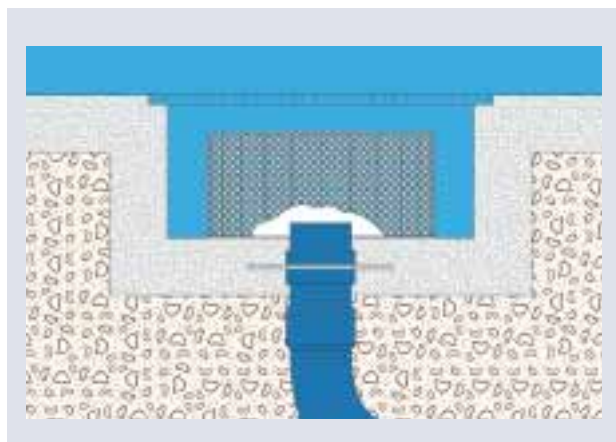
Suction filter baskets are mounted on the inlets of the suction lines to protect the pump/nozzle water circuit from coarse debris.

Product characteristics at a glance

- Protects pump and nozzle from coarse debris
- Large filter surface
- Easy installation
- Solid and robust construction
- Corrosion resistant

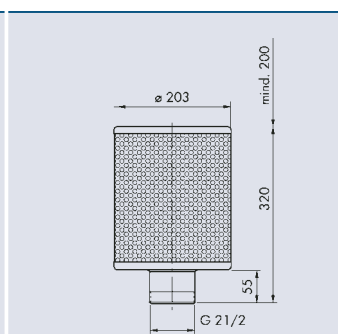
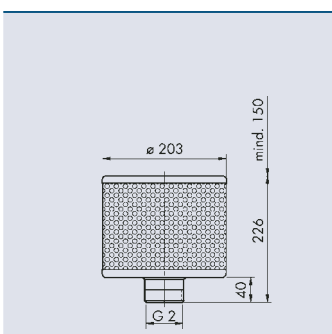
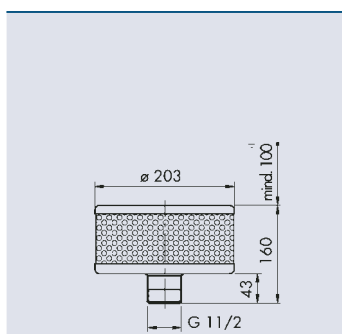



Suction filter baskets

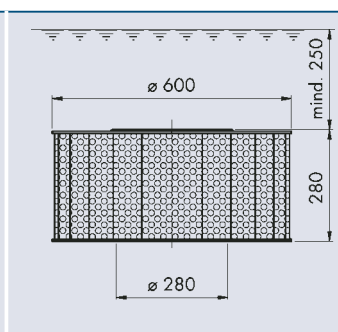
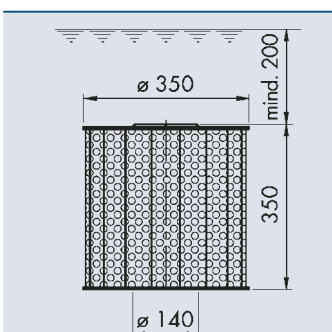
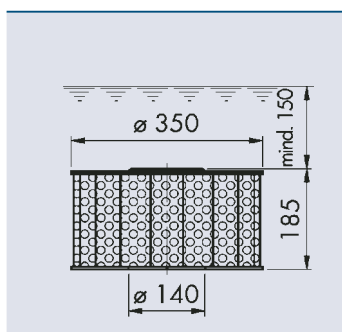


The baskets are available in different sizes and have extra large filter surfaces that ensure a sufficiently long cleaning interval. In this regard the perforated filter plates for the medium-sized and large filter baskets have been folded multiple times in a star pattern. The stainless steel perforated plate has 4 mm holes.

The small suction filter baskets are screwed directly onto the pool floor channels. The medium and large baskets are simply placed over the suction line pipe that projects approximately 50 mm above the pool floor and permanently anchored.



	Suction filter basket 200/100/15 E	Suction filter basket 200/166/20 E	Suction filter basket 200/250/25 E
Dimensions [ØxH mm]	203 x 160	203 x 226	203 x 320
DN [inch/mm]	1 ½"	2"	2 ½"
Filter surface [m²]	0.08	0.12	0.18
Particle strainer Ø [mm]	4.0	4.0	4.0
Material	Stainless steel	Stainless steel	Stainless steel
Weight [kg]	1.1	1.5	1.8
Order no.	51082	51083	51084



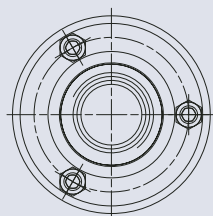
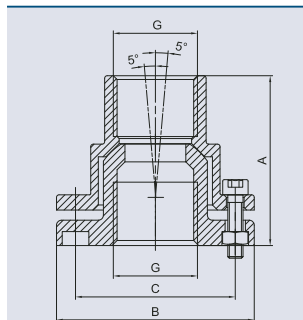
	Suction filter basket 350/185/80/100 E	Suction filter basket 350/350/125 E	Suction filter basket 600/280/150/200 E
Dimensions [ØxH mm]	350 x 185	350 x 350	600 x 280
DN [inch/mm]	80/100	125	150/200
Filter surface [m²]	0.44	0.88	1.5
Particle strainer Ø [mm]	4.0	4.0	4.0
Material	Stainless steel	Stainless steel	Stainless steel
Weight [kg]	9.5	11.5	43.1
Order no.	51753	54755	51756

SWIVEL CONNECTION



Product characteristics at a glance

- Adjustment for nozzles
- Silver optic
- Durable chrome and nickel plated brass



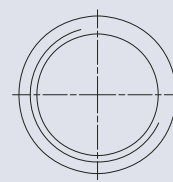
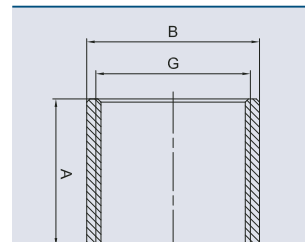
Swivel Connection silver		10	15	20
G	[inch]	1	1 ½	2
A	[mm]	70	75	88
B	[mm]	78	101	127
C	[mm]	63	80	104
Weight	[kg]	0.55	1.12	2.05
Order no.		51015	51016	51017

SLEEVE SILVER



Product characteristics at a glance

- Straight threading
- High-quality stainless steel



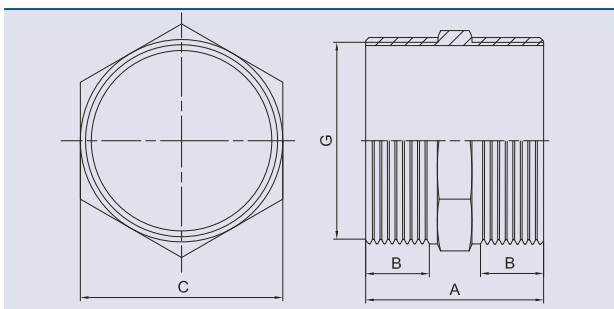
Sleeve Silver		10	15	20	30
A	[mm]	42.3	47.2	51.7	66.7
B	[mm]	38.0	53.5	66.0	95.0
G	[inch]	1	1 ½	2	3
Material		Stainless steel			
Weight	[kg]	0.09	0.16	0.25	0.63
Order no.		51018	51019	51020	51021

HEXAGON NIPPLE SILVER



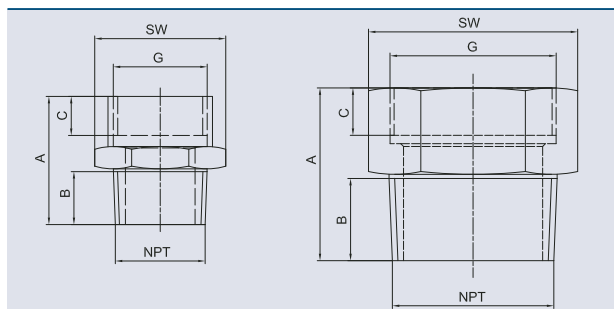

Product characteristics at a glance

- Straight threading
- High-quality stainless steel



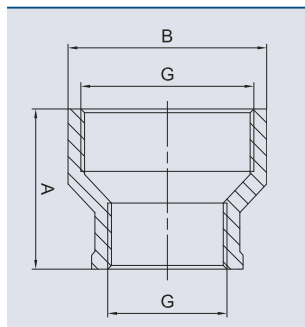
Hexagon Nipple Silver		10	15	20	30
G	[inch]	1	1 ½	2	3
A	[mm]	49	51.5	54.5	68
B	[mm]	20.4	20.7	22	27.5
C	[mm]	35	50	62	91
Material		Stainless steel			
Weight	[kg]	0.065	0.20	0.40	0.51
Order no.		51022	51023	51024	51025

ADAPTER G/NPT



Adapter		G10/NPT10	G15/NPT15	G20/NPT20	G30/NPT30
A	[mm]	43.2	46	62	78
B	[mm]	21	21	29	37
C	[mm]	14	14	17	20
SW	[mm]	36	50	60	90
G	[inch]	1	1 ½	2	3
Weight	[kg]	0.145	0.55	1.12	2.05
Order no.		51026	51027	51028	51029

REDUCING SLEEVE

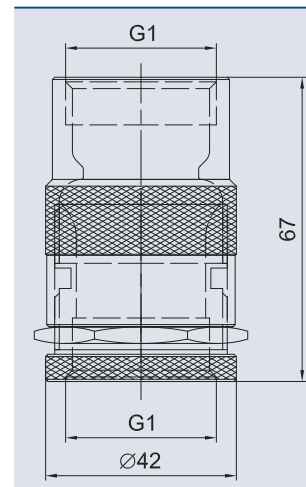



Product characteristics at a glance

- High-quality stainless steel
- Straight threading

Reducing Sleeve		15 x 10	20 x 15
A	[mm]	50	59
B	[mm]	57	70
G	[inch]	1 ½ - 1	2 - 1 ½
Weight	[kg]	0.175	0.225
Order no.		51032	51030

FLOW VALVE 10

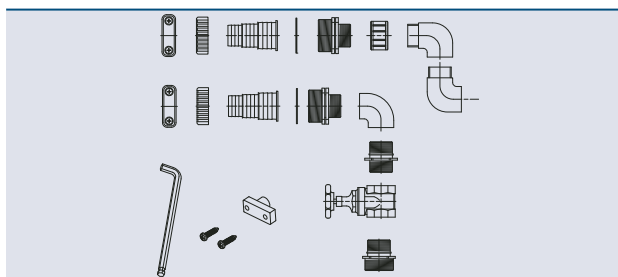


Product characteristics at a glance

- Flow regulator
- Use below nozzle
- High-quality stainless steel
- Straight threading

Flow Valve 10		
Dimensions	[mm]	Ø 42 x 67
Material		Stainless steel
Weight	[kg]	0.3
Order no.		51033

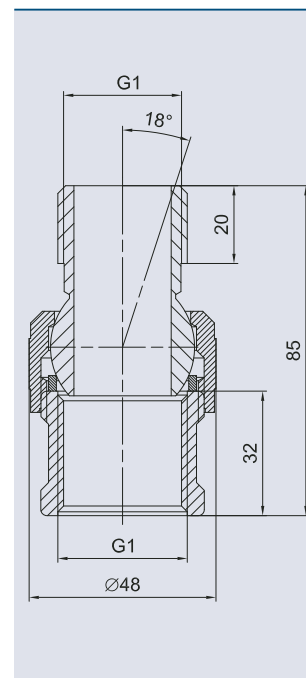
JUMPING JET RAINBOW STAR INSTALLATION KIT



Scope of delivery

Jumping Jet Rainbow Star Installation Kit		
2	Flat gasket hose tail 1 ½"	
2	Coupling nut 1 ½" 40–20	
2	Stepped hose tail 1 ½" black	
1	Bush plastic 1"	
1	Bracket 90° G1 I-I plastic	
1	"Hexagonal Nipple R1"	
2	Red. Nippel 1 ½" AG to 1" AG	
1	MS. shut off gate valve 1" 290	
2	Screws V2A DIN 7981, 4,8 x 25	
1	Gland seal Rainbow Star	
1	Hexagon screwdriver 5mm	
1	Flat gasket 53 x 48 x 1.5 mm NBR/SBR 70Sh	
2	Elbow 90° G1 I-A plastic	
2	Hose clamp 20 – 32 mm	
2	Hose clamp 35 – 50 mm 1.4301	
1	Coupling nut 1 ½" 40–20	
1	1 Bush plastic 1"	
Weight	[kg]	0.84
Order no.		51058

SWIVEL BALL JOINT 10



Product characteristics at a glance

- Adjustment for nozzles
- Straight threading
- Durable chrome and nickel plated brass

Swivel ball joint 10		
Dimensions	[mm]	Ø 48 x 85
Material		Nickel plated brass
Weight	[kg]	0.37
Order no.		51165

EXPLANATORY NOTES



Patent applied for



Patented



Certificate



Certificate



Certificate

Definition of product performance



= not applicable



= applicable

Fresh Water	Pool Water	Sea Water

Water quality

Types	Fresh Water	Pool Water	Sea Water
pH-Wert pH value Valeur pH Valor pH	7.2 - 7.6	7.2 - 7.6	8.0
Härte Hardness Dureté Cloro libre	8 - 15 DH	8 - 15 DH	20 - 30 DH
Freies Chlor Free chlorine Chlore libre Dureza	< 0.3 mg/l	0.3 - 0.6 mg/l	< 0.3 mg/l
Chloridgehalt Chloride concentration Teneur en chlorure Contenido de cloruro	< 250 mg/l	< 200 mg/l	22000 mg/l
Salzgehalt Salinity Teneur en sel Contenido de sal	—	—	< 4.0 %
Gesamt trockenrückstand total dry residue Résidu sec total Residuo seco total	< 50 mg/l	< 50 mg/l	< 250 mg/l
Temperatur Temperature Température Temperatura	4° - 35° C	4° - 30° C	4° - 20° C

DMX	DMX/RDM	Plug and Spray



DMX is a communication protocol (Digital Multiplex). This product can use the Unidirectional DMX communication.



DMX/RDM The DMX-Bus now is bidirectional. This is possible because of the protocol expansion RDM (Remote Device Management). This product can use the Bidirectional DMX communication. The connecting technique stays unchanged.

Plug and Spray Through the special connection Technology for cables, wiring by hand is no longer necessary. Put the plug in the plug socket and fix them with the two screws to make it waterproof (IP68).

Water quality

Types	Fresh Water	Pool Water	Sea Water
pH-Wert pH value Valeur pH Valor pH	7.2 - 7.6	7.2 - 7.6	8.0
Härte Hardness Dureté Cloro libre	8 - 15 DH	8 - 15 DH	20 - 30 DH
Freies Chlor Free chlorine Chlore libre Dureza	< 0.036 moz/gal	0.036 - 0.072 moz/gal	< 0.036 moz/gal
Chloridgehalt Chloride concentration Teneur en chlorure Contenido de cloruro	< 30.28 moz/gal	< 24.2 moz/gal	2664.6 moz/gal
Salzgehalt Salinity Teneur en sel Contenido de sal	—	—	< 4.0 %
Gesamt trockenrückstand total dry residue Résidu sec total Residuo seco total	< 6.06 moz/gal	< 6.06 moz/gal	< 30.28 moz/gal
Temperatur Temperature Température Temperatura	39° - 95° F	39° - 86° F	39° - 68° F

FOUNTAINS & LAKES (INTERNATIONAL, ORDER-RELATED)

Order no.	Description	Packing unit
57038	BT 0.55-40-4	1
57039	BT 0.75-40-4	1
57040	BT 1.1-40-4	1
57043	BT 1.1-50-4	1
57049	BT 1.5-65-4	1
57058	BT 15.0-100-4	1
57059	BT 18.5-100-4	1
57061	BT 18.5-125-4	1
57050	BT 2.2-80-4	1
57062	BT 22.0-125-4	1
57042	BT 3.0-40-4	1
57045	BT 3.0-50-4	1
57055	BT 5.5-100-4	1
57047	BT 5.5-50-4	1
57054	BT 7.5-80-4	1
56780	Comet 10 - 12 T long	5
50218	Comet 10 - 14 T long	5
50957	Comet 3 - 3 T	20
50958	Comet 3 - 4 T	20
50289	Easy Control	1
50175	Easy Control USA	1
51006	Fountain ring 1000/36/4	1

Order no.	Description	Packing unit
51008	Fountain ring 1500/54/4	1
51010	Fountain ring 2000/72/4	1
51002	Fountain ring 500/18/4	1
51004	Fountain Ring 750/24/4	1
50972	Hollow Jet Nozzle HS 70/3.5 E	1
57485	JunctionBox 4/M 32	2
50892	Lava 100-15 E	3
57427	LunAqua 5.1	1
53853	SPA 100-23, 3 x 400V / 50Hz, YD, 7,5kW	1
53836	SPA 22-43, 3 x 400V / 50Hz, 2,2kW	1
53840	SPA 35-33, 3 x 400V / 50Hz, 3,0kW	1
53841	SPA 35-43, 3 x 400V / 50Hz, 4,0kW	1
53847	SPA 58-43, 3 x 400V / 50Hz, YD, 7,5kW	1
56502	USP H 422 W, 1 x 230V / 50Hz, 0,92kW	2
56503	USP H 423 D, 3 x 400V / 50Hz, 0,98kW	2
56504	USP H 522 W, 1 x 230V / 50Hz, 1,27kW	2
56505	USP H 523 D, 3 x 400V / 50Hz, 1,28kW	2
57288	UWS K 300	10
51984	Reflector bulb PAR56, 12V, 300W, 36-18°	10
50999	Vulkan 200/19-6 T	2
50596	WECS 1024	1

ABBREVIATIONS

A. . . . Area
AF. . . . Filter area
ASW. . . . Beam angle
b, b1, b2, b3. . . . Width
d, d1, d2, d3. . . . Diameter
Da. . . . Diameter external
DAS. . . . Nozzle delivery jet diameter
DD. . . . Diameter pressure connection
DDB. . . . Nozzle pressure requirement
DDG. . . . Nozzle diameter (greatest)
Di. . . . Diameter interior
DID. . . . Nozzle injector diameter
DN. . . . Nominal diameter
DNa. . . . Nominal diameter output
DNe. . . . Nominal diameter input
DS. . . . Diameter suction connection
DAW. . . . Nozzle adjustment angle
DSD. . . . Nozzle spray diameter
DWB. . . . Nozzle water requirement
E. . . . Luminous intensity
FH. . . . Fountain height
FL. . . . Flange
G. . . . Thread
GW. . . . Weight
h, h1, h2, h3. . . . Height
H. . . . Pump delivery head
I. . . . Current strength
I. . . . Light intensity
l, l1, l2, l3. . . . Length
KD. . . . Calyx diameter
KH. . . . Calyx height
LW. . . . Clear opening

MA. . . . Material
MBD. . . . Minimum pool diameter
n. . . . Speed
O. . . . Surface
p. . . . pressure
P. . . . Power
PH. . . . Parabola height
PH%. . . . Parabola height in percent
PN. . . . Nominal pressure
PW. . . . Parabola width
Q. . . . Flow, volume flow
r. . . . Radius
R. . . . Electrical resistance
RRW. . . . Pipe frictional resistance
SB. . . . Slot width
SL. . . . Slot length
SPB. . . . Spray width
s. . . . Thickness
t. . . . Time, time-frame, duration
U. . . . Voltage
v. . . . Flow velocity
V=. . . . Direct current
w. . . . Distance to water level
x, x1, x2, x3. . . . Distance general
z. . . . Quantity general
za. . . . Number of outlets
zd. . . . Number of nozzles
ze. . . . Number of inlets
zl. . . . Number of holes
zp. . . . Number of pumps
zs. . . . Number of spotlights

CONVERSION TABLES

Liter			
1,0	l (Liter)	= 0,2642	US Gal (gallon)
1,0	US Gal (gallon)	= 3,7851	l (Liter)
1,0	l (Liter)	= 0,2200	UK Gal
1,0	UK Gal	= 4,5460	l (Liter)
Liter pro minute			
1,0	l (Liter)/ min	= 15,8520	US Gph (gallons per hour)
1,0	US Gph (gallon per hour)	= 0,0631	l (Liter)/ min
1,0	l (Liter) / min	= 13,2000	UK Gph (gallons per hour)
1,0	UK Gph (gallon per hour)	= 0,0758	l (Liter) / min
Meter/Kilometer			
1,0	m (Meter)	= 3,2810	ft (feet)
1,0	ft (foot)	= 0,3048	m (Meter)
1,0	m (Meter)	= 39,3700	in. (Inch)
1,0	in. (Inch)	= 0,0254	m (Meter)
1,0	m (Meter)	= 1,0936	yd (Yard)
1,0	yd (Yard)	= 0,9144	m (Meter)
1,0	km (Kilometer)	= 0,5310	nmi (Nautic Miles (Int))
1,0	nmi (Nautic Mile (Int))	= 1,8520	km (Kilometer)
Quadratmeter			
1,0	m ² (Quadratmeter)	= 10,7527	sq.ft (square feet)
1,0	sq.ft (square foot)	= 0,0930	m ² (Quadratmeter)
1,0	ha = 10000 m ²	= 2,4691	acres
1,0	acre	= 0,4050	ha (Hektar)
Kilogramm			
1,0	kg (Kilogramm)	= 2,2046	lb. (pound) avdp
1,0	avdo. lb.	= 0,4536	kg (Kilogramm)
Kilowatt			
1,0	kW (Kilowatt)	= 1,3410	hp (horsepower)
1,0	hp (horsepower)	= 0,7457	kW (Kilowatt)
Grad			
0,0	°C (Grad Celsius)	= 32	°F (Grad Fahrenheit)
20,0	°C (Grad Celsius)	= 68	°F (Grad Fahrenheit)
0,0	°F (Grad Fahrenheit)	= -17,8	°C (Grad Celsius)
50,0	°F (Grad Fahrenheit)	= 10,0	°C (Grad Celsius)
A	To compute Fahrenheit:		Multiply Centigrade by 1,8 and add 32
B	To compute Centigrade:		Subtract 32 from Fahrenheit and divide by 1,8

ALPHABETICAL PRODUCT OVERVIEW

Order no.	Description	Page
51026	Adapter G 10 / NPT 10 Silver	230
51027	Adapter G 15 / NPT 15 Silver	230
51028	Adapter G 20 / NPT 20 Silver	230
51029	Adapter G 30 / NPT 30 Silver	230
50433	AFM filter medium	196
50183	AirFlo 1.5 kW / 230 V	178
50185	AirFlo 4.0 kW / 400 V	178
58904	AirNozzle	24
53913	Anemometer K	170
50549	AquaActiv ALGo Direct 5 l	206
50545	AquaActiv ALGo Universal 5 l	206
50939	AquaActiv BioKick 2 l	206
50558	AquaActiv OptiPond 5 l	206
57477	AquaActiv PhosLess Refill pack	206
50555	AquaActiv PondClear 5 l	206
50561	AquaActiv SediFree 5 l	206
50571	AquaActiv Water analysis Profi-Set	206
57479	AquaAir 250	176
57487	AquaAir 250	176
56873	AquaMax Expert 20000	91
56874	AquaMax Expert 30000	91
56875	AquaMax Expert 40000	91
57091	AquaMax Gravity Eco 10000	90
57092	AquaMax Gravity Eco 15000	90
57093	AquaMax Gravity Eco 20000	90
56617	Aquarius Universal 5000	86
56104	ASS 100	200
51038	Atlantis 100	86
52004	Atlantis 350	89
55351	Backwash Automatic Eurotronik	196
51165	Ball Joint 10	231
51259	BioTec ScreenMatic 36	184
56902	Bitron C 110 W	182
56769	Bitron Eco 120 W	180
56405	Bitron Eco 180 W	180
56410	Bitron Eco 240 W	180
50946	Bitron Gravity 55 W	182
37143	Bottom drain BD 100	187
57048	BT 1.1-65-4	97
57044	BT 1.5-50-4	97
57057	BT 11.0-100-4	97
57060	BT 15.0-125-4	97
57041	BT 2.2-40-4	97
57051	BT 3.0-80-4	97
57046	BT 4.0-50-4	97
57052	BT 4.0-80-4	97
57053	BT 5.5-80-4	97
57056	BT 7.5-100-4	97
51036	Buffer solution calibration set	200
51741	Cable transition 1/10 E	136
57465	Cable transition 12/100 T	136
51740	Cable transition 2/15 E	136
57470	Cable transition 4/70 T	136
57464	Cable transition 7/100 T	136
50916	Cascade 110 T	56
50917	Cascade 130 T	56
50911	Cascade 50 T	56
50912	Cascade 70 T	56
50915	Cascade 90 T	56
50434	Clear Fountain System	200
50968	Comet 10 - 12 T	34
89015	Comet 10 - 12 T / NPT	34
50723	Comet 10 - 14 silver	32
50969	Comet 10 - 14 T	34
89016	Comet 10 - 14 T / NPT	34
50724	Comet 15 - 17 silver	34
50970	Comet 15 - 17 T	34
89017	Comet 15 - 17 T / NPT	34
50971	Comet 15 - 20 T	34
89018	Comet 15 - 20 T / NPT	34
50959	Comet 3 - 5 T	34
50721	Comet 3 - 6 silver	32
50960	Comet 3 - 6 T	34
89012	Comet 3 - 6 T / NPT	34
50722	Comet 5 - 10 silver	32
50965	Comet 5 - 10 T	34
89014	Comet 5 - 10 T / NPT	34
50762	Comet 5 - 8 silver	32
50964	Comet 5 - 8 T	34
89013	Comet 5 - 8 T / NPT	34
50523	Comet Prec 20 - 20 silver	32
57467	Concrete part 100 T	218

Order no.	Description	Page
57471	Concrete part 70 T	218
12768	Connection cable 12 V AC / 1.0 m /01	142
11740	Connection cable 12 V AC / 15.0 m /01	142
12374	Connection cable 12 V AC / 3.0 m /01	142
12375	Connection cable 12 V AC / 7.5 m /01	142
12762	Connection cable 24 V DC / 1.0 m /01	142
11720	Connection cable 24 V DC / 15.0 m /01	142
12552	Connection cable 24 V DC / 3.0 m /01	142
12553	Connection cable 24 V DC / 7.5 m /01	142
12368	Connection cable DMX / 1.0 m /01	144
12372	Connection cable DMX / 10.0 m /01	144
12373	Connection cable DMX / 20.0 m /01	144
12369	Connection cable DMX / 3.0 m /01	144
12371	Connection cable DMX / 5.0 m /01	144
58907	Crown Nozzle	49
53428	Crystal quartz sand	196
51974	Debris sieve 100 E	218
51973	Debris sieve 70 E	218
57646	DMX-Box/01	145
51554	Electronic water level control 1	166
55846	Electronic water level control 2	166
12007	End resistant for BUS-system DMX/01	144
50728	Extension cable hybrid / 3.0 m	146
56403	Extension cable hybrid / 7.5 m	146
53056	Fan Jet 10 - 6 E	43
50524	Fan Jet 10-20-6 Silver	21
53047	Fan Jet 15 - 8 E	43
51110	Finger Nozzle 7-15	48
58975	Flashwall	26
51141	Floor/wall transition 10-175 E	224
51142	Floor/wall transition 15-175 E	224
51143	Floor/wall transition 20-175 E	224
52790	Floor/wall transition 40-175 E	224
51145	Floor/wall transition F 10-175 E	224
51146	Floor/wall transition F 15-175 E	224
51147	Floor/wall transition F 20-175 E	224
53013	Floor/wall transition F 40-175 E	224
51033	Flow Valve 10	231
50978	Freestand Light	132
50995	Geyser 100 T	60
50991	Geyser 20 T	60
50992	Geyser 40 T	60
50993	Geyser 60 T	60
50994	Geyser 80 T	60
50377	Geyser Jet 30	72
50767	Gushing nozzle 115 - 15 silver	43
54035	Halogen bulb 35 W	127
54036	Halogen bulb 50 W	127
54037	Halogen bulb 75 W	127
52942	Halogen reflector bulb 100 W, 10°, white	131
52943	Halogen reflector bulb 100 W, 24°, white	131
51394	Halogen reflector bulb 50 W, 30°, white	129
52939	Halogen reflector bulb 50W,24°,white G53	131
52941	Halogen reflector bulb 75W,24°,white G53	131
51022	Hexagon nipple 10 silver	230
51023	Hexagon nipple 15 silver	230
51024	Hexagon nipple 20 silver	230
51025	Hexagon nipple 30 silver	230
50375	High Jet 30	38
50973	Hollow Jet Nozzle 100	36
50963	Hollow Jet Nozzle 130	36
55350	Hollow Jet Nozzle 130	36
50966	Hollow Jet Nozzle 68	36
56404	Hybrid connection box	146
50479	Illumination set MIDI/MAXI/AirFlo LED/01	74
51071	Illumination set PondJet	74
57083	Illumination set PondJet	74
53086	Inflow nozzle 15 E	224
51058	Installation kit JumpingJet Rainbow Star	231
50528	Jumping Jet Rainbow Flash II /DMX/02	14
50345	JumpingJet Rainbow Star /DMX/01	12
50358	JunctionBox 14/M 20	138
57486	JunctionBox 8/M 20	138
50786	Lamp Holder	132
50884	Lava 25 - 5 E	39
50889	Lava 30-10 E	39
50890	Lava 45-10 E	39
50891	Lava 60-10 E	39
51069	LED-Modul II/DMX/02	21
51117	Liner clamping flange 100 T	218
57474	Liner clamping flange 100 T KD	136
51108	Liner clamping flange 70 T	218

Order no.	Description	Page
57473	Liner clamping flange 70 T KD	136
54034	LunAqua 10	126
50366	LunAqua 10 LED /01	124
57104	LunAqua 5.1	129
57427	LunAqua 5.1	128
50371	MAXI II 4.0 kW / 400 V	70
50374	MAXI II 5 HP / 3 P / 230 V	70
51225	MDD II 3D	18
50365	MIDI II 1.1 kW / 230 V	70
50372	MIDI II 2 HP / 1 P / 230 V	70
50702	Multi Directional Drive II /DMX/02	20
52219	Mylar lace 4/025	64
52218	Mylar lace nozzle 22 MS	64
52220	Mylar lace weight 20/100 MS	64
50477	NozzleChamber Single	216
50478	NozzleChamber Vario	216
51120	Overfl. wall-inst. comb. armature 100 E	227
57463	Overflow/drain armature 100/1000 T	220
57469	Overflow/drain armature 70/1000 T	220
52602	Overflow/return box 100 E	226
51062	OxyPool 9,9 %	200
53091	pH value reducer pHW 30	200
57462	Plug 100 T	218
57468	Plug 70 T	218
54019	PondJet	68
57075	PondJet	68
57648	Power splice 20	140
57649	Power splice 40	140
50492	PowerBox 12 V AC /01	142
50493	PowerBox 24 V DC /01	142
51064	ProfiClear Classic coarse debris extrac.	186
51065	ProfiClear Classic filter foam module	186
51066	ProfiClear Classic phosphate binder mod.	186
51061	ProfiClear Classic pump chamber	186
56774	ProfiClear Premium drum filter gravity fed	190
50773	ProfiClear Premium drum filter pump-fed	190
50771	ProfiClear Premium Individual Module	190
50772	ProfiClear Premium Moving Bed Module	190
50947	ProfiClear Premium replacem. sieve 150 µ	190
56133	ProfiLux 101 E	126
56267	ProfiLux LED 110 /DMX/02	118
51296	ProfiLux LED 1100 /01	104
50717	ProfiLux LED 320 /DMX/02	102
56331	ProfiLux LED 350 /01	116
50367	ProfiLux LED 370 12 V /01	124
50474	ProfiLux LED 370 24 V /01	124
56391	ProfiLux LED Flood 1500 /DMX/02	108
56402	ProfiLux LED Flood 2200 /01	122
56388	ProfiLux LED Spot 1500 /DMX/02	106
56401	ProfiLux LED Spot 2200 /01	120
50296	ProfiMax 7000	92
57097	Profinaut 6000	93
56298	ProfiPlane LED 110/DMX/02	110
50719	ProfiPlane LED 320/DMX/02	112
50718	ProfiRing LED 320/DMX/02	114
57134	ProfiSkim 100	204
51185	ProfiSkim Premium	204
58960	Projects LM	202
51032	Reducing sleeve 15 x 10	231
51030	Reducing sleeve 20 x 15	231
56812	Reflector bulb PAR 38, 12 V, 100 W, 30°	129
56636	Replacement bulb UVC 55 W	182
56737	Replacement foam blue BioTec 18 / 36	185
56736	Replacement foam red BioTec 18 / 36	185
51123	Return armature 200/100 T	222
50967	Rotating nozzle 5 - 15 E	50
50473	Rotating nozzle 5 - 30 E	50
50431	Sand filter D 600	196
50432	Sand filter D 800	196
50984	Schaumsprudler 35 - 10 E	52
50986	Schaumsprudler 55 - 10 E	52
50987	Schaumsprudler 55 - 15 E	52
50768	Schaumsprudler 75 - 20 silver	52
57480	Skimmer 250	205
57488	Skimmer 250	205
51018	Sleeve 10 silver	230
51019	Sleeve 15 silver	230
51020	Sleeve 20 silver	230
51021	Sleeve 30 silver	230
51557	Solenoid valve 1" 24 V	166
51556	Solenoid valve 1/2" 24 V	166
51034	Sonde Ph	200
51035	Sonde Redox	200
53852	SPA 100-13	99
53854	SPA 100-33	99
53858	SPA 162-1-13	99

Order no.	Description	Page
53859	SPA 162-13	99
53860	SPA 162-2-23	99
53834	SPA 22-23	99
53835	SPA 22-33	99
53864	SPA 280-1-13	99
53865	SPA 280-13	99
53866	SPA 280-2-23	99
53839	SPA 35-23	99
53845	SPA 58-23	99
53846	SPA 58-33	99
52981	Spiral hose green 1 1/2". 25 m	185
36500	Spiral hose green 2". 20 m	185
57466	Standpipe 100/500 T	222
50272	StrataFlo II 2 HP 230 V / 1 P / 60 Hz	178
50274	StrataFlo II 5 HP 230 V / 3 P / 60 Hz	178
51082	Suction filter basket 200/100/15 E	228
51083	Suction filter basket 200/166/20 E	228
51084	Suction filter basket 200/250/25 E	228
51753	Suction filter basket 350/185/80/100E	228
54755	Suction filter basket 350/350/125 E	228
51756	Suction filter basket 600/280/150/200E	228
55843	Supplemental electrode 2000-1	168
51341	Switchgear EL 100 W	154
51342	Switchgear EL 101 W	154
51343	Switchgear EL 110 W	154
51344	Switchgear EL 111 W	154
50342	Swivel 24V /DMX/02	22
51015	Swivel connection 10 silver	230
51016	Swivel connection 15 silver	230
51017	Swivel connection 20 silver	230
50378	Trumpet Jet 30	46
51334	Underwater cable connector T 3	138
50720	Underwater LED Driver /DMX/02	148
50733	Underwater power supply 250 / 24 V /01	152
56411	Underwater Switch 24V/DMX/02	150
50401	Underwater transformer UST 150 /01	152
50517	Underwater transformer UST 150 /A/01	152
55721	USP 412 W	95
55720	USP 413 D	95
55727	USP 512 W	95
55726	USP 513 D	95
55732	USP 662 W	95
55731	USP 663 D	95
55735	USP 813 D	95
56734	USP Classic 200	88
56506	USP H 673 D	95
52904	UWS T 111	130
51446	UWS TN 508	128
52909	UWS TS 111	130
58906	VarioJet	29
50309	Varionaut 1 /A/DMX/01	78
50343	Varionaut 150 /DMX/02	82
57690	Varionaut 150 /DMX/02	82
57650	Varionaut 150 24 V /DMX/02	80
50665	Varionaut 150 24 V /DMX/02	80
50526	Varionaut 365 /DMX/02	84
56115	Varionaut 365 /DMX/02	84
50136	Varionaut 90 24 V /DMX/02	78
57472	VarioSwitch 010a / 24 V	16
57435	VarioSwitch 015a / 24 V	16
50376	Vulcan 30	46
50977	Vulcan 300 / 19 - 8 silver	47
50766	Vulcan 43 - 3 silver	47
54921	Wall Skimmer	198
50898	Water hemisphere 1200	40
50899	Water hemisphere 1500	40
51762	Water hemisphere 2500	40
51763	Water hemisphere 3500	40
51764	Water hemisphere 6000	40
50897	Water hemisphere 900	40
55845	Water level sensor 2000-3/5	168
51559	Water level sensor 20-3	168
53918	Water level sensor 20-4	168
58970	Water Screen Nozzle	44
50895	Water sphere 1200	40
50896	Water sphere 1500	40
51759	Water sphere 2500	40
51760	Water sphere 3500	40
51761	Water sphere 6000	40
50894	Water sphere 900	40
56492	WECS II 1024/DMX/02	156
56507	WECS II 2048/DMX/02	162
56491	WECS II 512/DMX/02	156
58976	WECS II Software	165
51838	Wind-dependent fountain control 3 K	170

PRODUCT OVERVIEW BY ORDER NO.






























































































































































































































































































Order no.	Description	Page
11720	Connection cable 24 V DC / 15.0 m /01	142
11740	Connection cable 12 V AC / 15.0 m /01	142
12007	End resistant for BUS-system DMX/01	144
12368	Connection cable DMX / 1.0 m /01	144
12369	Connection cable DMX / 3.0 m /01	144
12371	Connection cable DMX / 5.0 m /01	144
12372	Connection cable DMX / 10.0 m /01	144
12373	Connection cable DMX / 20.0 m /01	144
12374	Connection cable 12 V AC / 3.0 m /01	142
12375	Connection cable 12 V AC / 7.5 m /01	142
12552	Connection cable 24 V DC / 3.0 m /01	142
12553	Connection cable 24 V DC / 7.5 m /01	142
12762	Connection cable 24 V DC / 1.0 m /01	142
12768	Connection cable 12 V AC / 1.0 m /01	142
36500	Spiral hose green 2". 20 m	185
37143	Bottom drain BD 100	187
50136	Varionaut 90 24 V /DMX/02	78
50183	AirFlo 1.5 kW / 230 V	178
50185	AirFlo 4.0 kW / 400 V	178
50272	StrataFlo II 2 HP 230 V / 1 P / 60 Hz	178
50274	StrataFlo II 5 HP 230 V / 3 P / 60 Hz	178
50296	ProfiMax 7000	92
50309	Varionaut 1 /A/DMX/01	78
50342	Swivel 24V /DMX/02	22
50343	Varionaut 150 /DMX/02	82
50345	JumpingJet Rainbow Star /DMX/01	12
50358	JunctionBox 14/M 20	138
50365	MIDI II 1.1 kW / 230 V	70
50366	LunAqua 10 LED /01	124
50367	ProfiLux LED 370 12 V /01	124
50371	MAXI II 4.0 kW / 400 V	70
50372	MIDI II 2 HP / 1 P / 230 V	70
50374	MAXI II 5 HP / 3 P / 230 V	70
50375	High Jet 30	38
50376	Vulcan 30	46
50377	Geyser Jet 30	72
50378	Trumpet Jet 30	46
50401	Underwater transformer UST 150 /01	152
50431	Sand filter D 600	196
50432	Sand filter D 800	196
50433	AFM filter medium	196
50434	Clear Fountain System	200
50473	Rotating nozzle 5 - 30 E	50
50474	ProfiLux LED 370 24 V /01	124
50477	NozzleChamber Single	216
50478	NozzleChamber Vario	216
50479	Illumination set MIDI/MAXI/AirFlo LED/01	74
50492	PowerBox 12 V AC /01	142
50493	PowerBox 24 V DC /01	142
50517	Underwater transformer UST 150 /A/01	152
50523	Comet Prec 20 - 20 silver	32
50524	Fan Jet 10-20-6 Silver	21
50526	Varionaut 365 /DMX/02	84
50528	Jumping Jet Rainbow Flash II /DMX/02	14
50545	AquaActiv AlGo Universal 5 l	206
50549	AquaActiv AlGo Direct 5 l	206
50555	AquaActiv PondClear 5 l	206
50558	AquaActiv OptiPond 5 l	206
50561	AquaActiv SediFree 5 l	206
50571	AquaActiv Water analysis Profi-Set	206
50665	Varionaut 150 24 V /DMX/02	80
50702	Multi Directional Drive II /DMX/02	20
50717	ProfiLux LED 320 /DMX/02	104
50718	ProfiRing LED 320 /DMX/02	114
50719	ProfiPlane LED 320 /DMX/02	112
50720	Underwater LED Driver /DMX/02	148
50721	Comet 3 - 6 silver	32
50722	Comet 5 - 10 silver	32
50723	Comet 10 - 14 silver	32
50724	Comet 15 - 17 silver	34
50728	Extension cable hybrid / 3.0 m	146
50733	Underwater power supply 250 / 24 V /01	152
50762	Comet 5 - 8 silver	32
50766	Vulcan 43 - 3 silver	47
50767	Gushing nozzle 115 - 15 silver	43
50768	Schaumsprudler 75 - 20 silver	52
50771	ProfiClear Premium Individual Module	190
50772	ProfiClear Premium Moving Bed Module	190
50773	ProfiClear Premium drum filter pump-fed	190
50786	Lamp Holder	132
50884	Lava 25 - 5 E	39
50889	Lava 30-10 E	39

Order no.	Description	Page
50890	Lava 45-10 E	39
50891	Lava 60-10 E	39
50894	Water sphere 900	40
50895	Water sphere 1200	40
50896	Water sphere 1500	40
50897	Water hemisphere 900	40
50898	Water hemisphere 1200	40
50899	Water hemisphere 1500	40
50911	Cascade 50 T	56
50912	Cascade 70 T	56
50915	Cascade 90 T	56
50916	Cascade 110 T	56
50917	Cascade 130 T	56
50939	AquaActiv BioKick 2 l	206
50946	Bitron Gravity 55 W	182
50947	ProfiClear Premium replacem. sieve 150 µ	190
50959	Comet 3 - 5 T	34
50960	Comet 3 - 6 T	34
50963	Hollow Jet Nozzle 130	36
50964	Comet 5 - 8 T	34
50965	Comet 5 - 10 T	34
50966	Hollow Jet Nozzle 68	36
50967	Rotating nozzle 5 - 15 E	50
50968	Comet 10 - 12 T	34
50969	Comet 10 - 14 T	34
50970	Comet 15 - 17 T	34
50971	Comet 15 - 20 T	34
50973	Hollow Jet Nozzle 100	36
50977	Vulcan 300 / 19 - 8 silver	47
50978	Freestand Light	132
50984	Schaumsprudler 35 - 10 E	52
50986	Schaumsprudler 55 - 10 E	52
50987	Schaumsprudler 55 - 15 E	52
50991	Geyser 20 T	60
50992	Geyser 40 T	60
50993	Geyser 60 T	60
50994	Geyser 80 T	60
50995	Geyser 100 T	60
51015	Swivel connection 10 silver	230
51016	Swivel connection 15 silver	230
51017	Swivel connection 20 silver	230
51018	Sleeve 10 silver	230
51019	Sleeve 15 silver	230
51020	Sleeve 20 silver	230
51021	Sleeve 30 silver	230
51022	Hexagon nippel 10 silver	230
51023	Hexagon nippel 15 silver	230
51024	Hexagon nippel 20 silver	230
51025	Hexagon nippel 30 silver	230
51026	Adapter G 10 / NPT 10 Silver	230
51027	Adapter G 15 / NPT 15 Silver	230
51028	Adapter G 20 / NPT 20 Silver	230
51029	Adapter G 30 / NPT 30 Silver	230
51030	Reducing sleeve 20 x 15	231
51032	Reducing sleeve 15 x 10	231
51033	Flow Valve 10	231
51034	Sonde Ph	200
51035	Sonde Redox	200
51036	Buffer solution calibration set	200
51038	Atlantis 100	86
51058	Installation kit JumpingJet Rainbow Star	231
51061	ProfiClear Classic pump chamber	186
51062	OxyPool 9,9 %	200
51064	ProfiClear Classic coarse debris extrac.	186
51065	ProfiClear Classic filter foam module	186
51066	ProfiClear Classic phosphate binder mod.	186
51069	LED-Modul II/DMX/02	21
51071	Illumination set PondJet	74
51082	Suction filter basket 200/100/15 E	228
51083	Suction filter basket 200/166/20 E	228
51084	Suction filter basket 200/250/25 E	228
51108	Liner clamping flange 70 T	218
51110	Finger Nozzle 7-15	48
51117	Liner clamping flange 100 T	218
51120	Overfl. wall-inst. comb. armature 100 E	227
51123	Return armature 200/100 T	222
51141	Floor/wall transition 10-175 E	224
51142	Floor/wall transition 15-175 E	224
51143	Floor/wall transition 20-175 E	224
51145	Floor/wall transition F 10-175 E	224
51146	Floor/wall transition F 15-175 E	224
51147	Floor/wall transition F 20-175 E	224

Order no.	Description	Page
51165	Ball Joint 10	231
51185	ProfiSkim Premium	204
51225	MDD II 3D	18
51259	BioTec ScreenMatic 36	184
51296	ProfiLux LED 1100/01	118
51334	Underwater cable connector T 3	138
51341	Switchgear EL 100 W	154
51342	Switchgear EL 101 W	154
51343	Switchgear EL 110 W	154
51344	Switchgear EL 111 W	154
51394	Halogen reflector bulb 50 W, 30°, white	129
51446	UWS TN 508	128
51554	Electronic water level control 1	166
51556	Solenoid valve 1/2" 24 V	166
51557	Solenoid valve 1" 24 V	166
51559	Water level sensor 20-3	168
51740	Cable transition 2/15 E	136
51741	Cable transition 1/10 E	136
51753	Suction filter basket 350/185/80/100E	228
51756	Suction filter basket 600/280/150/200E	228
51759	Water sphere 2500	40
51760	Water sphere 3500	40
51761	Water sphere 6000	40
51762	Water hemisphere 2500	40
51763	Water hemisphere 3500	40
51764	Water hemisphere 6000	40
51838	Wind-dependent fountain control 3 K	170
51973	Debris sieve 70 E	218
51974	Debris sieve 100 E	218
52004	Atlantis 350	89
52218	Mylar lace nozzle 22 MS	64
52219	Mylar lace 4/025	64
52220	Mylar lace weight 20/100 MS	64
52602	Overflow/return box 100 E	226
52790	Floor/wall transition 40-175 E	224
52904	UWS T 111	130
52909	UWS TS 111	130
52939	Halogen reflector bulb 50W,24°,white G53	131
52941	Halogen reflector bulb 75W,24°,white G53	131
52942	Halogen reflector bulb 100 W, 10°, white	131
52943	Halogen reflector bulb 100 W, 24°, white	131
52981	Spiral hose green 1 1/2". 25 m	185
53013	Floor/wall transition F 40-175 E	224
53047	Fan Jet 15 - 8 E	43
53056	Fan Jet 10 - 6 E	43
53086	Inflow nozzle 15 E	224
53091	pH value reducer pHW 30	200
53428	Crystal quartz sand	196
53834	SPA 22-23	99
53835	SPA 22-33	99
53839	SPA 35-23	99
53845	SPA 58-23	99
53846	SPA 58-33	99
53852	SPA 100-13	99
53854	SPA 100-33	99
53858	SPA 162-1-13	99
53859	SPA 162-13	99
53860	SPA 162-2-23	99
53864	SPA 280-1-13	99
53865	SPA 280-13	99
53866	SPA 280-2-23	99
53913	Anemometer K	170
53918	Water level sensor 20-4	168
54019	PondJet	68
54034	LunAqua 10	126
54035	Halogen bulb 35 W	127
54036	Halogen bulb 50 W	127
54037	Halogen bulb 75 W	127
54755	Suction filter basket 350/350/125 E	228
54921	Wall Skimmer	198
55350	Hollow Jet Nozzle 130	36
55351	Backwash Automatic Eurotronik	196
55720	USP 413 D	95
55721	USP 412 W	95
55726	USP 513 D	95
55727	USP 512 W	95
55731	USP 663 D	95
55732	USP 662 W	95
55735	USP 813 D	95
55843	Supplemental electrode 2000-1	168
55845	Water level sensor 2000-3/5	168
55846	Electronic water level control 2	166
56104	ASS 100	200
56115	Varionaut 365 /DMX/02	84
56133	ProfiLux 101 E	126
56267	ProfiLux LED 110 /DMX/02	102

Order no.	Description	Page
56298	ProfiPlane LED 110 /DMX/02	110
56331	ProfiLux LED 350 /01	116
56388	ProfiLux LED Spot 1500 /DMX/02	106
56391	ProfiLux LED Flood 1500 /DMX/02	108
56401	ProfiLux LED Spot 2200 /01	120
56402	ProfiLux LED Flood 2200 /01	122
56403	Extension cable hybrid / 7.5 m	146
56404	Hybrid connection box	146
56405	Bitron Eco 180 W	180
56410	Bitron Eco 240 W	180
56411	Underwater Switch 24V/DMX/02	150
56491	WECS II 512/DMX/02	156
56492	WECS II 1024/DMX/02	156
56506	USP H 673 D	95
56507	WECS II 2048/DMX/02	162
56617	Aquarius Universal 5000	86
56636	Replacement bulb UVC 55 W	182
56734	USP Classic 200	88
56736	Replacement foam red BioTec 18 / 36	185
56737	Replacement foam blue BioTec 18 / 36	185
56769	Bitron Eco 120 W	180
56774	ProfiClear Premium drum filter gravity fed	190
56812	Reflector bulb PAR 38, 12 V, 100 W, 30°	129
56873	AquaMax Expert 20000	91
56874	AquaMax Expert 30000	91
56875	AquaMax Expert 40000	91
56902	Bitron C 110 W	182
57041	BT 2.2-40-4	97
57044	BT 1.5-50-4	97
57046	BT 4.0-50-4	97
57048	BT 1.1-65-4	97
57051	BT 3.0-80-4	97
57052	BT 4.0-80-4	97
57053	BT 5.5-80-4	97
57056	BT 7.5-100-4	97
57057	BT 11.0-100-4	97
57060	BT 15.0-125-4	97
57075	PondJet	68
57083	Illumination set PondJet	74
57091	AquaMax Gravity Eco 10000	90
57092	AquaMax Gravity Eco 15000	90
57093	AquaMax Gravity Eco 20000	90
57097	Profinaut 6000	93
57104	LunAqua 5.1	129
57134	ProfiSkim 100	204
57427	LunAqua 5.1	128
57435	VarioSwitch 015a / 24 V	16
57462	Plug 100 T	218
57463	Overflow/drain armature 100/1000 T	220
57464	Cable transition 7/100 T	136
57465	Cable transition 12/100 T	136
57466	Standpipe 100/500 T	222
57467	Concrete part 100 T	218
57468	Plug 70 T	218
57469	Overflow/drain armature 70/1000 T	220
57470	Cable transition 4/70 T	136
57471	Concrete part 70 T	218
57472	VarioSwitch 010a / 24 V	16
57473	Liner clamping flange 70 T KD	136
57474	Liner clamping flange 100 T KD	136
57477	AquaActiv PhosLess Refill pack	206
57479	AquaAir 250	176
57480	Skimmer 250	205
57486	JunctionBox 8/M 20	138
57487	AquaAir 250	176
57488	Skimmer 250	205
57646	DMX-Box/01	145
57648	Power splice 20	140
57649	Power splice 40	140
57650	Varionaut 150 24 V /DMX/02	80
57690	Varionaut 150 /DMX/02	82
58904	AirNozzle	24
58906	VarioJet	29
58907	Crown Nozzle	49
58960	Projects LM	202
58970	Water Screen Nozzle	44
58975	Flashwall	26
58976	WECS II Software	165
89012	Comet 3 - 6 T / NPT	34
89013	Comet 5 - 8 T / NPT	34
89014	Comet 5 - 10 T / NPT	34
89015	Comet 10 - 12 T / NPT	34
89016	Comet 10 - 14 T / NPT	34
89017	Comet 15 - 17 T / NPT	34
89018	Comet 15 - 20 T / NPT	34

OASE-COMMERCIAL QUICKFINDER

Order no.	Product name	Fresh Water	Pool Water	Sea Water	220-240 V	400 V	110-120 V	50 Hz	60 Hz	12 V AC	24 V DC	DMX	DMX/ RDM	Plug and Spray	Page
Nozzles															
58904	Air Nozzle 15 E vertical/01														24
58904	Air Nozzle 20 E horizontal/01														24
58904	Air Nozzle 20E vertical/01														24
58904	Air Nozzle 24 E horizontal/01														24
50911	Cascade 50 T														56
50912	Cascade 70 T														56
50915	Cascade 90 T														56
50916	Cascade 110 T														56
50917	Cascade 130 T														56
50721	Comet 3 - 6 silver														32
50762	Comet 5 - 8 silver														32
50722	Comet 5 - 10 silver														32
50723	Comet 10 - 14 silver														32
50724	Comet 15 - 17 silver														34
50523	Comet Prec 20 - 20 silver														32
50959	Comet 3 - 5 T														34
50960	Comet 3 - 6 T														34
50964	Comet 5 - 8 T														34
50965	Comet 5 - 10 T														34
50968	Comet 10 - 12 T														34
50969	Comet 10 - 14 T														34
50970	Comet 15 - 17 T														

OASE FOUNTAIN TECHNOLOGY / LAKE MANAGEMENT – CATALOGUE

Order no.	Product name	Fresh Water	Pool Water	Sea Water	220-240 V	400 V	110-120 V	50 Hz	60 Hz	12 V AC	24 V DC	DMX	DMX/RDM	Plug and Spray	Page
52943	Halogen reflector bulb 100 W, 24°, white														131
51394	Halogen reflector bulb 50 W, 30°, white														129
52939	Halogen reflector bulb 50W,24°,white G53														131
52941	Halogen reflector bulb 75W,24°,white G53														131
50786	Lamp Holder														132
51069	LED-Module II 960 /DMX/02														21
54034	LunAqua 10														126
50366	LunAqua 10 LED /01														124
57427	LunAqua 5.1														128
57104	LunAqua 5.1														129
56267	ProfiLux LED 110 /DMX/02														102
56298	ProfiPlane LED 110 /DMX/02														110
56331	ProfiLux LED 350 /01														116
50717	ProfiLux LED 320 /DMX/02														104
50718	ProfiRing LED 320 /DMX/02														114
50719	ProfiPlane LED 320 /DMX/02														112
51296	ProfiLux LED 1100 /01														118
56388	ProfiLux LED Spot 1500 /DMX/02														106
56391	ProfiLux LED Flood 1500/DMX/02														108
56401	ProfiLux LED Spot 2200 /01														120
56402	ProfiLux LED Flood 2200 /01														122
50367	ProfiLux LED 370 12 V /01														124
50474	ProfiLux LED 370 24 V /01														124
56133	ProfiLux 101 E														126
56812	Reflector bulb PAR 38, 12V, 100 W, 30°														129
50720	Underwater LED Driver /DMX/02														148
52904	UWS T 111														130
52909	UWS TS 111														128
51446	UWS TN 508														130
Power - Measure - Control - Regulate															
53913	Anemometer K														170
51741	Cable transition 1/10 E														136
51740	Cable transition 2/15 E														136
57470	Cable transition 4/70 T														136
57464	Cable transition 7/100 T														136
57465	Cable transition 12/100 T														136
57471	Concrete part 70 T														218
57467	Concrete part 100 T														218
12768	Connection cable 12 V AC / 1,0 m /01														142
12374	Connection cable 12 V AC / 3,0 m /01														142
12375	Connection cable 12 V AC / 7,5 m /01														142
11740	Connection cable 12 V AC / 15,0 m /01														142
12762	Connection cable 24 V DC / 1,0 m /01														142
12552	Connection cable 24 V DC / 3,0 m /01														142
12553	Connection cable 24 V DC / 7,5 m /01														142
11720	Connection cable 24 V DC / 15,0 m /01														142
12368	Connection cable DMX / 1,0 m /01														144
12369	Connection cable DMX / 3,0 m /01														144
12371	Connection cable DMX / 5,0 m /01														144
12372	Connection cable DMX / 10,0 m /01														144
12373	Connection cable DMX / 20,0 m /01														144
57646	DMX-Box/01														145
51554	Electronic water level control 1														166
55846	Electronic water level control 2														166
12007	End resistant for BUS-system DMX/01														144
50728	Extension cable hybrid / 3,0 m														146
56403	Extension cable hybrid / 7,5m / 01														146
56404	Hybrid Connection box														146
57486	JunctionBox 8/M 20														138
50358	JunctionBox 14/M 20														138
57473	Liner clamping flange 70 T KD														136
57474	Liner clamping flange 100 T KD														136
50492	PowerBox 12 V AC /01														142
50493	PowerBox 24 V DC /01														142
57648	Power splice 20														140
57649	Power splice 40														140
51556	Solenoid valve 1/2" 24 V														166
51557	Solenoid valve 1" 24 V														166
55843	Supplemental electrode 2000-1														168
51341	Switchgear EL 100 W														154
51342	Switchgear EL 101 W														154
51343	Switchgear EL 110 W														154
51344	Switchgear EL 111 W														154
51334	Underwater cable connector T 3														138
50720	Underwater LED Driver / DMX / 02														148
50733	Underwater power supply 250 / 24 V /01														152
56411	Underwater Switch 24V / DMX / 02														150
50401	Underwater transformer UST 150 /01														152
50517	Underwater transformer UST 150 /A/01														152
55845	Water level sensor 2000-3/5														168
51559	Water level sensor 20-3														168
53918	Water level sensor 20-4														168
56491	WECS II 512/02														156

Order no.	Product name	Fresh Water	Pool Water	Sea Water	220-240 V	400 V	110-120 V	50 Hz	60 Hz	12 V AC	24 V DC	DMX	DMX/ RDM	Plug and Spray	Page
56492	WECS II 1024/02														156
56507	WECS II 2048 /DMX/02														162
51838	Wind-dependent fountain control 3 K														170
Water Quality															
50433	AFM filter medium														196
50183	AirFlo 1,5 kW / 230 V														178
50185	AirFlo 4,0 kW / 400 V														178
50549	AquaActiv ALGo Direct 5 l														206
50545	AquaActiv ALGo Universal 5 l														206
50939	AquaActiv BioKick CWS 2 l														206
50558	AquaActiv OptiPond 5 l														206
57477	AquaActiv PhosLess Refill pack														206
50555	AquaActiv PondClear 5 l														206
50561	AquaActiv SediFree 5 l														206
50571	AquaActiv Wasseranalyse Profi-Set														206
57479	AquaAir 250														176
57487	AquaAir 250 / A														176
56104	ASS 100														200
55351	Backwash Automatic Eurotronik														196
51259	BioTec ScreenMatic 36														184
56902	Bitron C 110 W														182
56769	Bitron Eco 120 W														180
56405	Bitron Eco 180 W														180
56410	Bitron Eco 240 W														180
50946	Bitron Gravity 55 W														182
37143	Bottom drain BD 100														187
51036	Buffer solution calibration set														200
50434	Clear Fountain System														200
58960	Clear Lake System 250/500														202
58960	Clear Lake System 5000/20000														202
53428	Crystal quartz sand														196
51062	OxyPool														200
53091	PH value reducer pHW 30														200
51064	ProfiClear Classic coarse debris extrac.														186
51065	ProfiClear Classic filter foam module														186
51066	ProfiClear Classic phosphate binder mod.														186
51061	ProfiClear Classic pump chamber														186
56774	ProfiClear Premium drum filter gravity														190
50773	ProfiClear Premium drum filter pump-fed														190
50771	ProfiClear Premium Individual Module														190
50772	ProfiClear Premium Moving Bed Module														190
50947	ProfiClear Premium replacem. sieve 150 µ														190
57134	ProfiSkim 100														204
51185	ProfiSkim Premium														204
56636	Replacement bulb UVC 55 W														182
56737	Replacement foam blue BioTec 18 / 36														185
56736	Replacement foam red BioTec 18 / 36														185
50431	Sand filter D 600														196
50432	Sand filter D 800														196
57480	Skimmer 250														

Order no.	Product name	Fresh Water	Pool Water	Sea Water	220-240 V	400 V	110-120 V	50 Hz	60 Hz	12 V AC	24 V DC	DMX	DMX/RDM	Plug and Spray	Page
50477	NozzleChamber Single														216
50478	NozzleChamber Vario														216
51120	Overfl. wall-inst. comb. armature 100 E														227
57469	Overflow/drain armature 70/1000 T														220
57463	Overflow/drain armature 100/1000 T														220
52602	Overflow/return Box 100 E														226
57468	Plug 70 T														218
57462	Plug 100 T														218
51032	Reducing sleeve 15 x 10														231
51030	Reducing sleeve 20 x 15														231
51123	Return armature 200/100 T														222
51018	Sleeve 10 silver														230
51019	Sleeve 15 silver														230
51020	Sleeve 20 silver														230
51021	Sleeve 30 silver														230
57466	Standpipe 100/500 T														222
51082	Suction filter basket 200/100/15 E														228
51083	Suction filter basket 200/166/20 E														228
51084	Suction filter basket 200/250/25 E														228
51753	Suction filter basket 350/185/80/100E														228
54755	Suction filter basket 350/350/125 E														228
51756	Suction filter basket 600/280/150/200E														228
51015	Swivel connection 10 silver														230
51016	Swivel connection 15 silver														230
51017	Swivel connection 20 silver														230

OASE GmbH

Post Box 20 69
48469 Hörstel
Germany
☎ +49 5454 80-0
☎ +49 5454 80-9253
✉ info@oase-livingwater.com

**OASE (UK) LTD.**

3 Telford Gate
Whittle Road
West Portway Industrial Estate
Andover
Hampshire SP10 3SF
Great Britain
☎ +44 1264 3332 25
☎ +44 1264 3332 26
✉ enquiries@oase-livingwater.com

OASE B.V.

Dooren 107
1785 Merchttem
België/Belgique
☎ +31 900 246 22 10
☎ +31 800 023 01 86
✉ info.nl@oase-livingwater.com (NL)

OASE B.V.B.A.

Dooren 107
1785 Merchttem
België/Belgique
☎ +32 52 48 47 60
☎ +32 52 48 47 61
✉ info.be@oase-livingwater.com (B)

OASE S.A.

Avenue de la Marne
Parc du Molinel
Bât F – Rez de Chaussée
59290 WASQUEHAL
France
☎ +33 3 20 82 00 45
☎ +33 3 20 82 99 32
✉ info.fr@oase-livingwater.com

OASE ESPAÑA Casa y Jardín S.L.U.

C/Polea 1
28522 Rivas Vaciamadrid
Madrid
Spain
☎ +34 91 499 07 29
☎ +34 91 666 56 87
✉ info.es@oase-livingwater.com

OASE Kereskedelmi Kft

Buda Center
Budapest I
Hegyalja út 7-13
1016 Budapest
Hungary
☎ +36 1 393 50 40
☎ +36 1 393 50 41
✉ info.hu@oase-livingwater.com

OASE Spółka z o.o.

Al. Jerozolimskie 200 lok. 538
02-486 Warsaw
Poland
☎ +48 2 23 23 71 13
☎ +48 2 23 23 71 15
✉ info.pl@oase-livingwater.com

OASE Türkiye

Barbaros Mh.Ihlamur (Hasat sk) No:3
Uphill Towers B Blok D:55
Atasehir / Istanbul
☎ +90 216 688 14 60
☎ +90 216 688 14 57
✉ info.tr@oase-livingwater.com

OASE Asia Pacific PTE Ltd.

7030 Ang Mo Kio Ave 5
#08-69
Northstar@Ang Mo Kio
Singapore 569880
☎ +65 6337 2838
☎ +65 6337 6878
✉ info@oase-livingwater.com.sg

OASE Middle East FZE

Dubai Airport Free Trade Zone
East Wing Building 1E Unit 301
P.O. Box 54966
Dubai, U.A.E
☎ +971 4 2994847
☎ +971 4 2994840
✉ uae@oase-livingwater.com.sg

OASE China

No. 80 North Dongting Road
Taicang, Jiangsu
China
☎ +86 512 5371 9709
☎ +86 512 5371 9555
✉ weibo@oase-livingwater.cn

OASE North America, Inc.

721 N Poplar St
Orange
CA 92868
USA
☎ +1 800 365 3880
☎ +1 800 262 7339
✉ info.na@oase-livingwater.com

www.oase-livingwater.com